



US00D425663S

United States Patent [19]
Greubel et al.

[11] **Patent Number: Des. 425,663**

[45] **Date of Patent: ** May 23, 2000**

[54] **HAIR DRYER**

D. 399,026 9/1998 Kip D28/13
5,448,677 9/1995 Fell et al. 392/383

[75] Inventors: **Jürgen Greubel**, Heidenrod; **Cornelia Seifert**, Bad Soden; **Till Winkler**, Kronberg, all of Germany

Primary Examiner—Terry A. Wallace
Attorney, Agent, or Firm—Fish & Richardson P.C.

[73] Assignee: **Braun GmbH**, Germany

[57] **CLAIM**

[**] Term: **14 Years**

The ornamental design for a hair dryer, as shown and described.

[21] Appl. No.: **29/107,146**

[22] Filed: **Jun. 28, 1999**

[30] **Foreign Application Priority Data**

Dec. 29, 1998 [DE] Germany 4 98 12 600

[51] **LOC (7) Cl.** **28-03**

[52] **U.S. Cl.** **D28/13**

[58] **Field of Search** D28/12-19; D23/332;
34/96-101; 392/379-385

DESCRIPTION

FIG. 1 is a perspective front view of a hair dryer from above, showing our design;

FIG. 2 is a front view of the appliance;

FIG. 3 is a side view thereof;

FIG. 4 is a side view thereof;

FIG. 5 is a rear view thereof;

FIG. 6 is a top plan view thereof; and,

FIG. 7 is a bottom plan view thereof;

[56] **References Cited**

U.S. PATENT DOCUMENTS

D. 278,085 3/1985 Rittenhouse et al. D28/13

1 Claim, 4 Drawing Sheets





FIG. 1




FIG. 2




FIG. 3




FIG. 4




FIG. 5




FIG. 6



FIG. 7