



US00D425657S

United States Patent [19]
Coughran, Jr. et al.

[11] **Patent Number:** **Des. 425,657**
[45] **Date of Patent:** **** May 23, 2000**

[54] **DECORATIVE DISPOSABLE CANDLE-SHAPED LIGHTER**

[76] Inventors: **Vernon Coughran, Jr.; Melissa M Coughran**, both of 2728 Gramercy Ave., Ogden, Utah 84403

[**] Term: **14 Years**

[21] Appl. No.: **29/109,993**

[22] Filed: **Aug. 26, 1999**

[51] **LOC (7) Cl.** **27-05**

[52] **U.S. Cl.** **D27/148; D27/152**

[58] **Field of Search** D27/139, 141–161; 431/288, 253, 129, 132, 135, 138–143, 254, 255, 267, 125; D7/416; 362/810, 160, 162; D26/96

[56] **References Cited**

U.S. PATENT DOCUMENTS

D. 247,752	4/1978	Yanai	D27/147
D. 259,588	6/1981	Stutzer	D27/154
639,169	12/1899	Goff et al.	431/267
3,165,909	1/1965	Green et al.	431/125

Primary Examiner—Susan J. Lucas
Assistant Examiner—Jennifer Rivard

[57] **CLAIM**

The ornamental design for a decorative disposable candle-shaped lighter, as shown and described.

DESCRIPTION

FIG. 1 is a front elevational view of the decorative disposable candle-shaped lighter of the present invention; FIG. 2 is a rear elevational view of the decorative disposable candle-shaped lighter of FIG. 1; FIG. 3 is a left side elevational view of the decorative disposable candle-shaped lighter of FIG. 1; FIG. 4 is a right side elevational view of the decorative disposable candle-shaped lighter of FIG. 1; FIG. 5 is a top plan view of the decorative disposable candle-shaped lighter of FIG. 1; and, FIG. 6 is a bottom plan view of the decorative disposable candle-shaped lighter of FIG. 1.

The broken lines showing of a flame in FIGS. 1,2,3, and 4 are for illustrative purposes only and form no part of the claimed design.

1 Claim, 2 Drawing Sheets

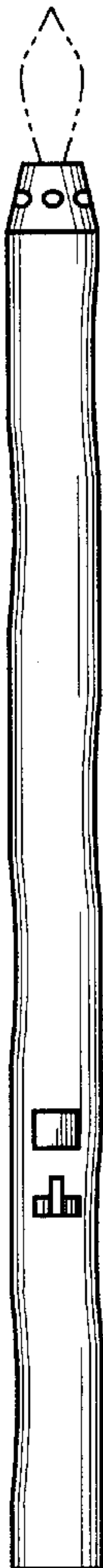




FIG. 5

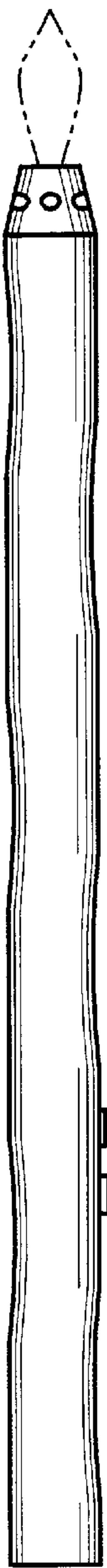


FIG. 3

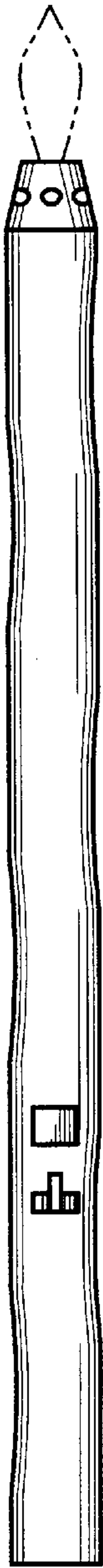


FIG. 1




FIG. 2



FIG. 4



FIG. 6