



US00D425614S

United States Patent [19]

Chen et al.

[11] Patent Number: **Des. 425,614**

[45] Date of Patent: **** May 23, 2000**

[54] **TABLET**

[75] Inventors: **Tzyy-Show H. Chen**, Princeton Junction, N.J.; **Thomas G. Nyairo**; **Ashok V. Katdare**, both of Norristown, Pa.

[73] Assignee: **Merck & Co., Inc.**, Rahway, N.J.

[**] Term: **14 Years**

[21] Appl. No.: **29/103,611**

[22] Filed: **Apr. 16, 1999**

[51] **LOC (7) Cl.** **28-01**

[52] **U.S. Cl.** **D24/101**

[58] **Field of Search** D24/101-104; D1/100, 106, 112, 115, 127, 128, 130, 121, 199; D28/8.1, 8.2; 424/451, 457, 464, 468-470, 472, 474

[56] **References Cited**

U.S. PATENT DOCUMENTS

D. 56,478	10/1920	Shores .	
D. 216,307	12/1969	Ninger	D16/3
D. 258,091	1/1981	Reed et al.	D28/2
D. 301,764	6/1989	Contractor et al.	D28/2
D. 302,051	7/1989	Contractor et al.	D28/2
D. 316,914	5/1991	Withington	D28/2
D. 359,554	6/1995	Dansereau et al.	D24/101
D. 375,157	10/1996	Kramer et al.	D24/101
D. 379,223	5/1997	Kramer et al.	D24/101
D. 380,825	7/1997	Kramer et al.	D24/101

D. 400,672	11/1998	Kramer et al.	D24/101
D. 403,396	12/1998	Lundbom et al.	D24/101
2,687,367	8/1954	Burrin	167/82
4,693,886	9/1987	Ayer	424/15
4,851,228	7/1989	Zentner et al.	424/456
5,424,074	6/1995	Koli et al.	424/464
5,427,798	6/1995	Ludwig et al.	424/464
5,512,299	4/1996	Place et al.	424/464
5,770,225	6/1998	Parekh et al.	424/456
5,824,338	12/1998	Jacobs et al.	D24/101 X

OTHER PUBLICATIONS

Physicians' Desk Reference—51st Edition (1997).

Primary Examiner—Antoine Duval Davis

Attorney, Agent, or Firm—Anthony D. Sabatelli; Melvin Winokur

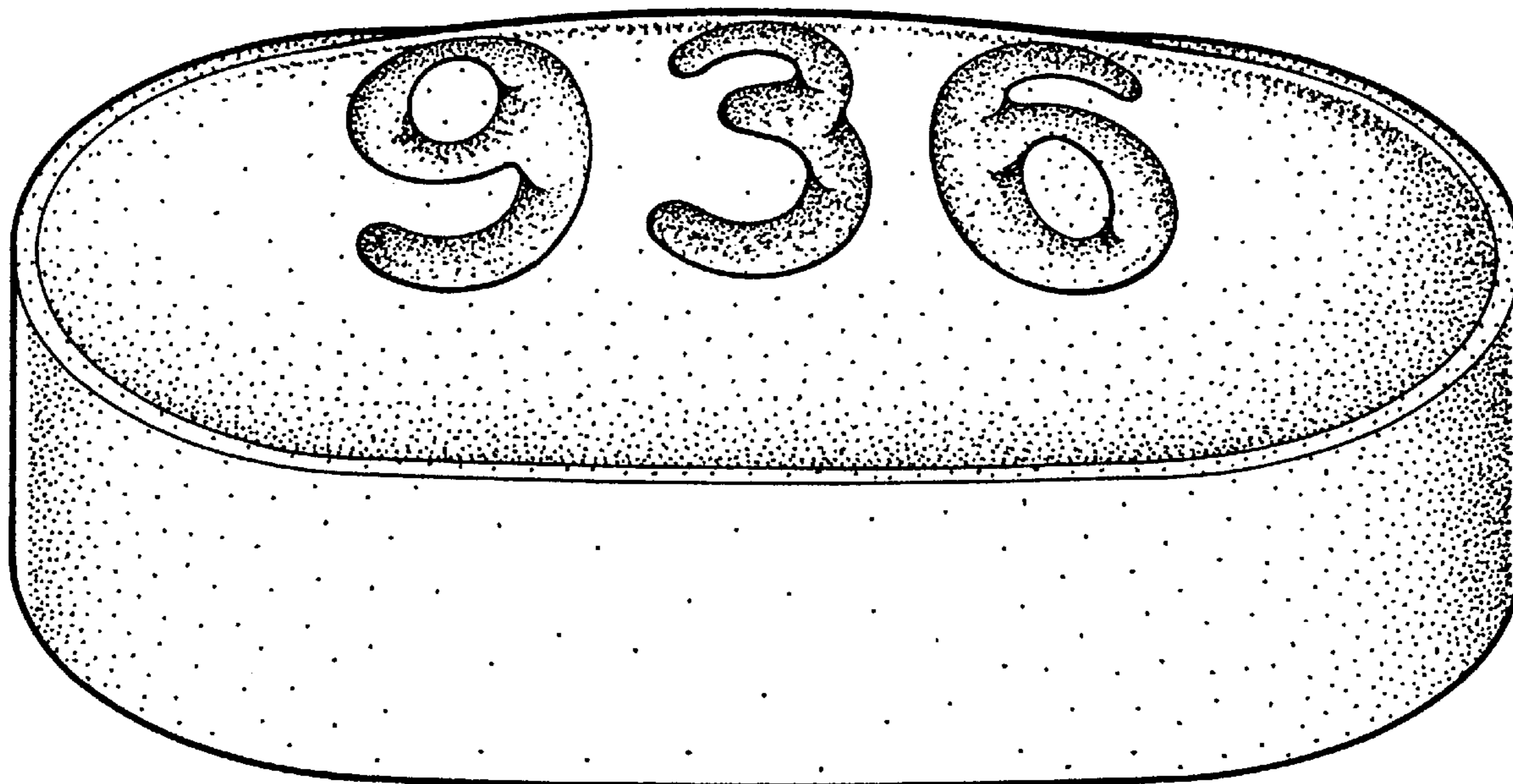
[57] **CLAIM**

The ornamental design for a tablet, as shown and described.

DESCRIPTION

FIG. 1 is a top plan view of a tablet showing our new design; FIG. 2 is a bottom plan view thereof; FIG. 3 is a front elevational view thereof; FIG. 4 is a rear elevational view thereof; FIG. 5 is a left side elevational view thereof; FIG. 6 is a right side elevational view thereof; FIG. 7 is a top perspective view thereof, on an enlarged scale; and, FIG. 8 is a bottom perspective view thereof, on an enlarged scale.

1 Claim, 5 Drawing Sheets






FIG. 1




FIG. 2

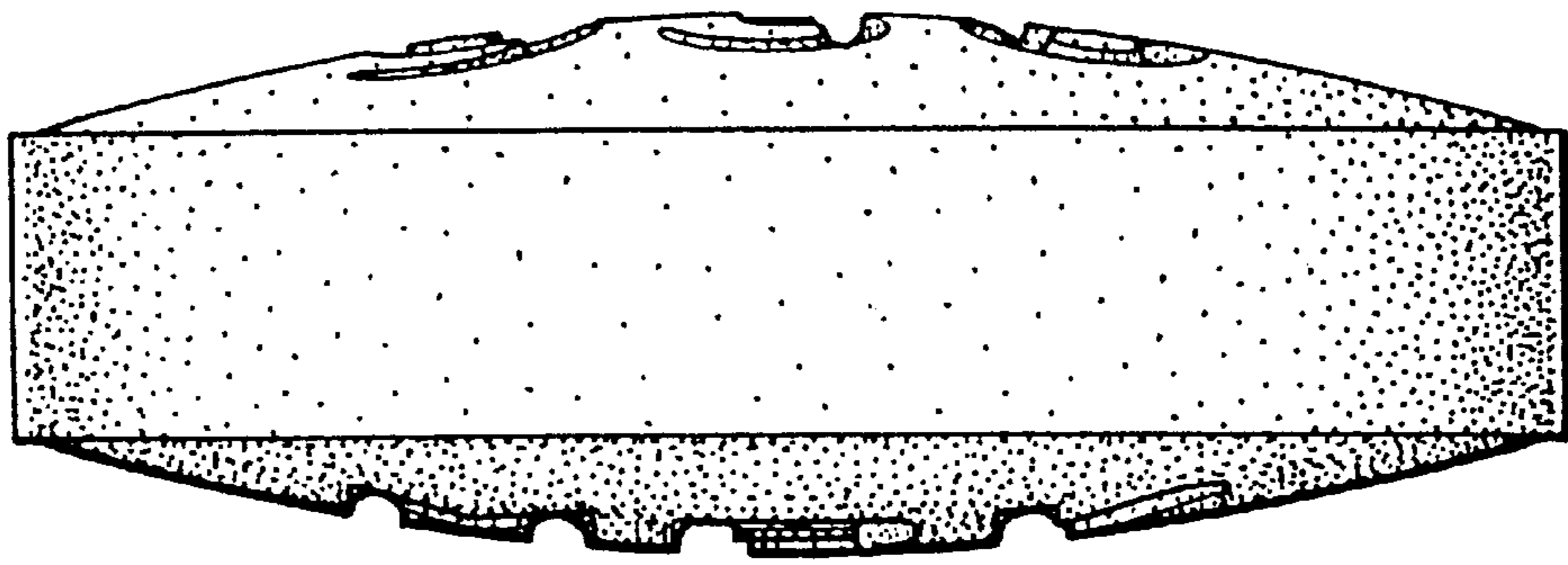


FIG. 3

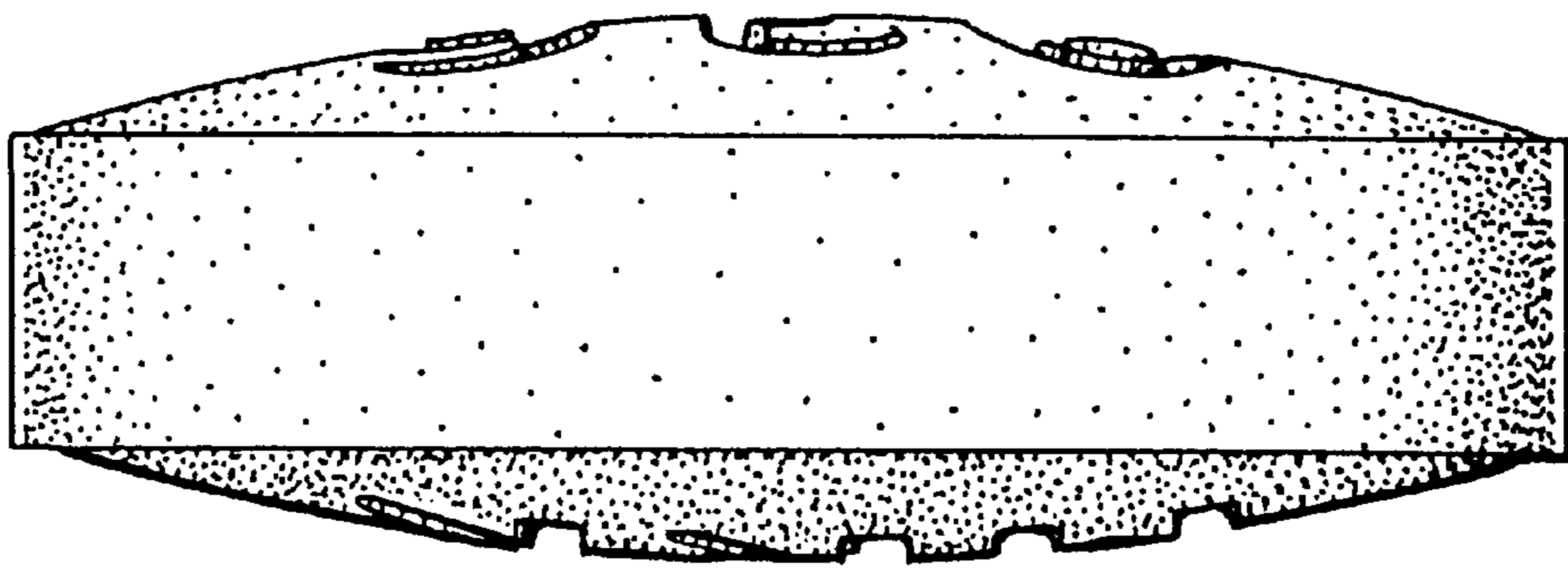


FIG. 4

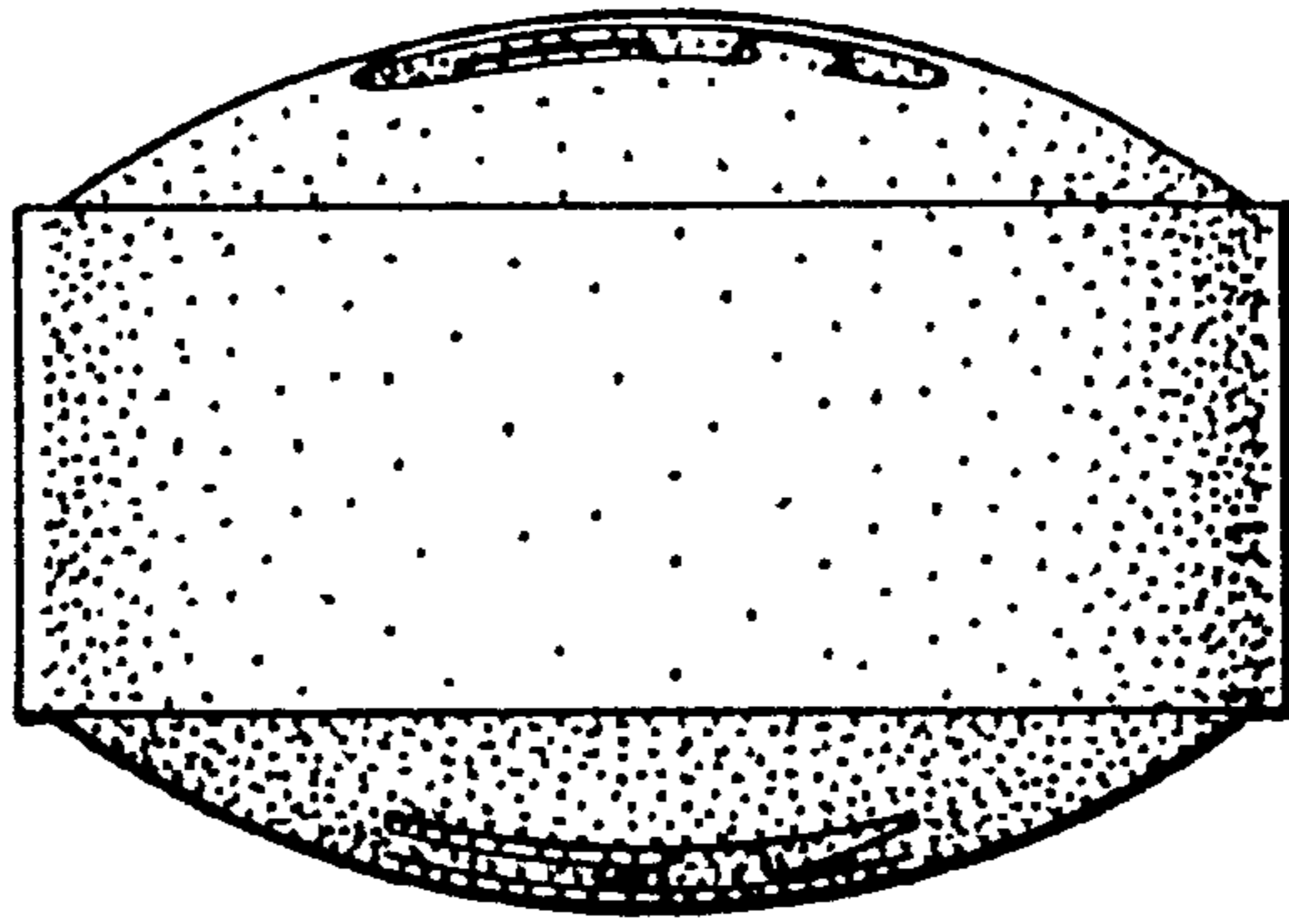


FIG. 5

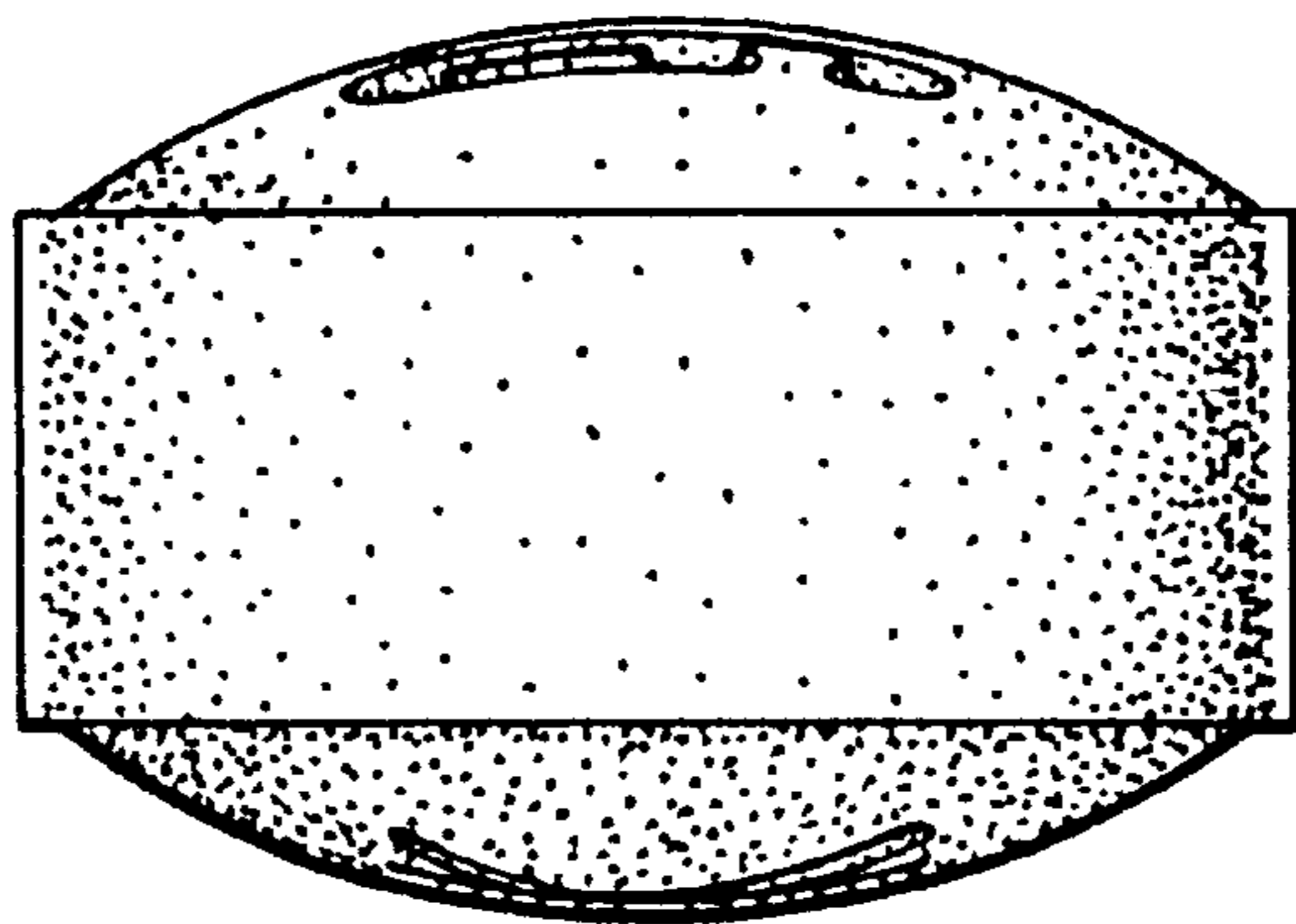


FIG. 6

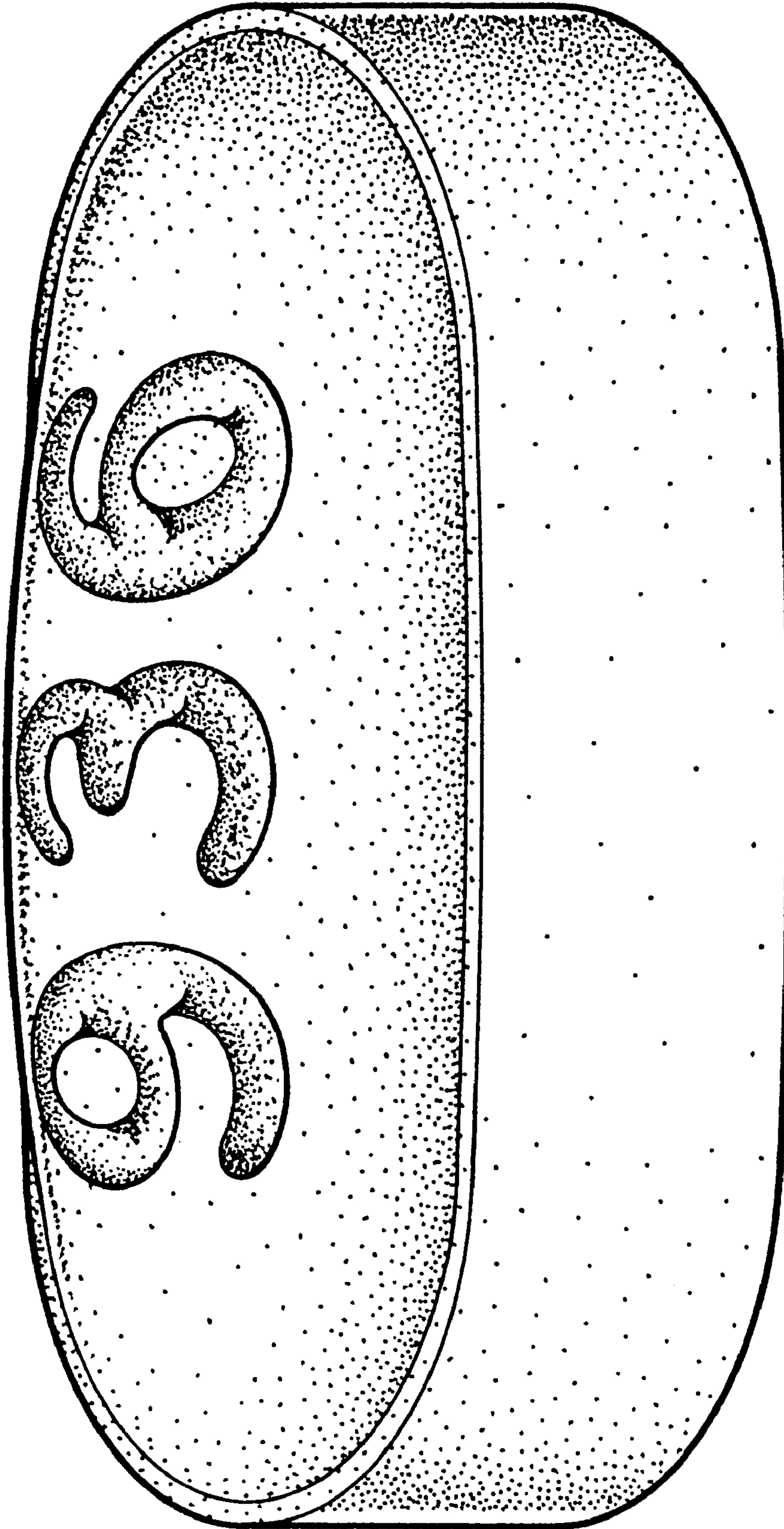


FIG.7

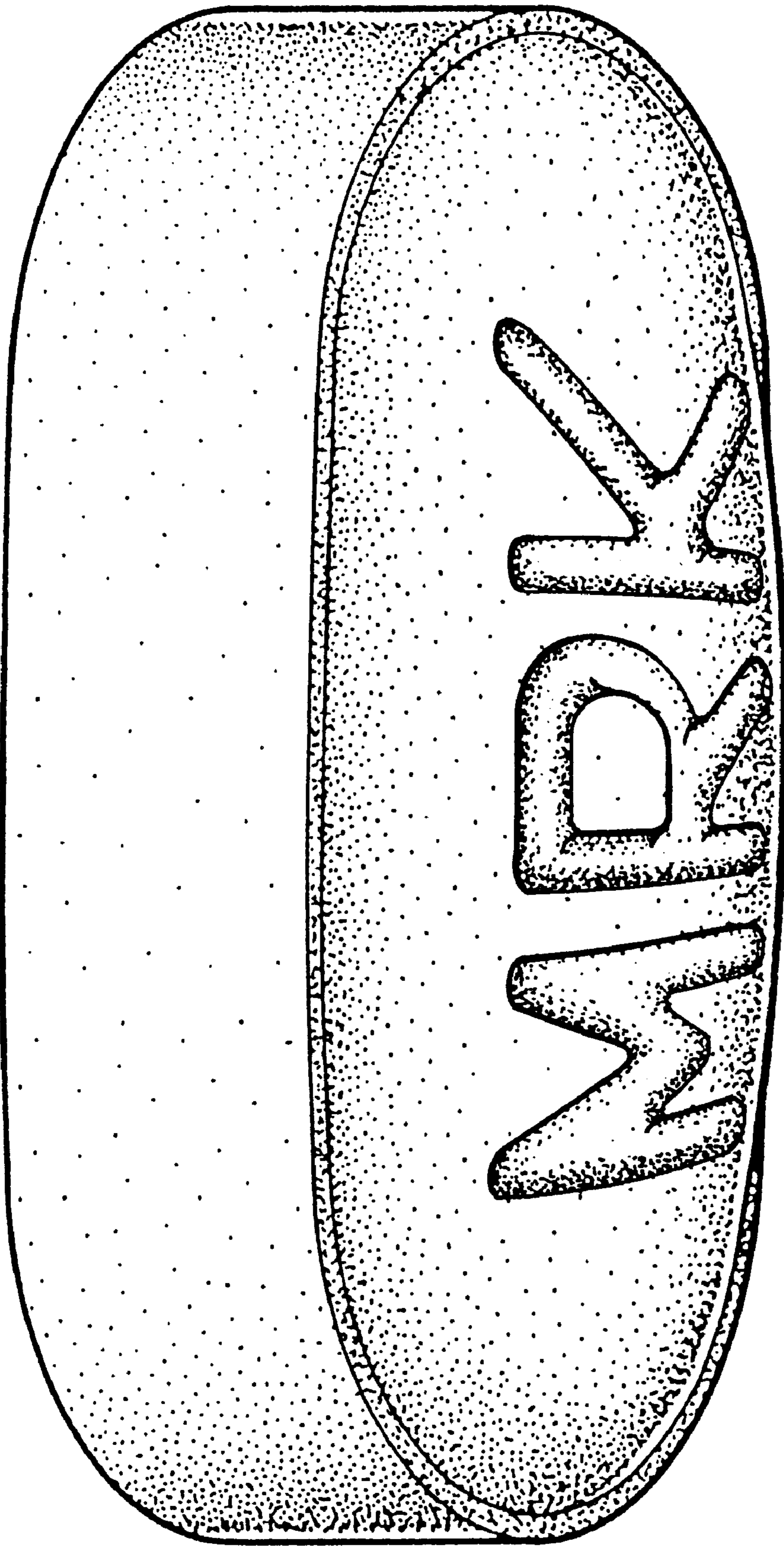


FIG. 8