



US00D425604S

United States Patent [19] Fleischmann

[11] **Patent Number: Des. 425,604**

[45] **Date of Patent: ** May 23, 2000**

[54] **COMBINED ESCUTCHEON PLATE AND HANDLE**

[75] Inventor: **Klaus Fleischmann**, Krefeld, Germany

[73] Assignee: **Hansa Metallwerke AG**, Germany

[**] Term: **14 Years**

[21] Appl. No.: **29/097,067**

[22] Filed: **Nov. 27, 1998**

D. 301,276	5/1989	Bengtsson	D23/254
D. 302,850	8/1989	Lathrop	D23/254
D. 303,566	9/1989	Kohler, Jr. et al.	D23/249
D. 373,180	8/1996	Gottwald	D23/254
D. 402,009	12/1998	Gottwald	D23/254
D. 403,054	12/1998	Lobermeier	D23/254

Primary Examiner—Eric Watterson

[57] **CLAIM**

I claim the ornamental design for a combined escutcheon plate and handle, as shown and described.

DESCRIPTION

FIG. 1 is a right side elevation of a combined escutcheon plate and handle showing my new design.

FIG. 2 is a front view thereof.

FIG. 3 is a rear view thereof.

FIG. 4 is a top view thereof.

FIG. 5 is a bottom view thereof.

FIG. 6 is a perspective view thereof.

FIG. 7 is a right side elevation of a second embodiment of combined escutcheon plate and handle showing my new design.

FIG. 8 is a front view thereof.

FIG. 9 is a rear view thereof.

FIG. 10 is a top view thereof.

FIG. 11 is a bottom view thereof; and,

FIG. 12 is a perspective view thereof.

Related U.S. Application Data

[62] Division of application No. 29/068,925, Apr. 10, 1997.

[30] **Foreign Application Priority Data**

Oct. 10, 1996 [DE] Germany M 96 08 776

[51] **LOC (7) Cl.** **23-01**

[52] **U.S. Cl.** **D23/254**

[58] **Field of Search** D23/213, 238-242, D23/250, 257; D8/300-310, 352; 4/675-678

References Cited

U.S. PATENT DOCUMENTS

D. 87,830	8/1932	Ferguson	D23/252
D. 284,687	7/1986	Doman et al.	D23/249
D. 291,239	8/1987	Haug et al.	D23/252
D. 300,238	3/1989	Kohler, Jr. et al.	D23/249

1 Claim, 12 Drawing Sheets






Fig. 1




Fig. 2

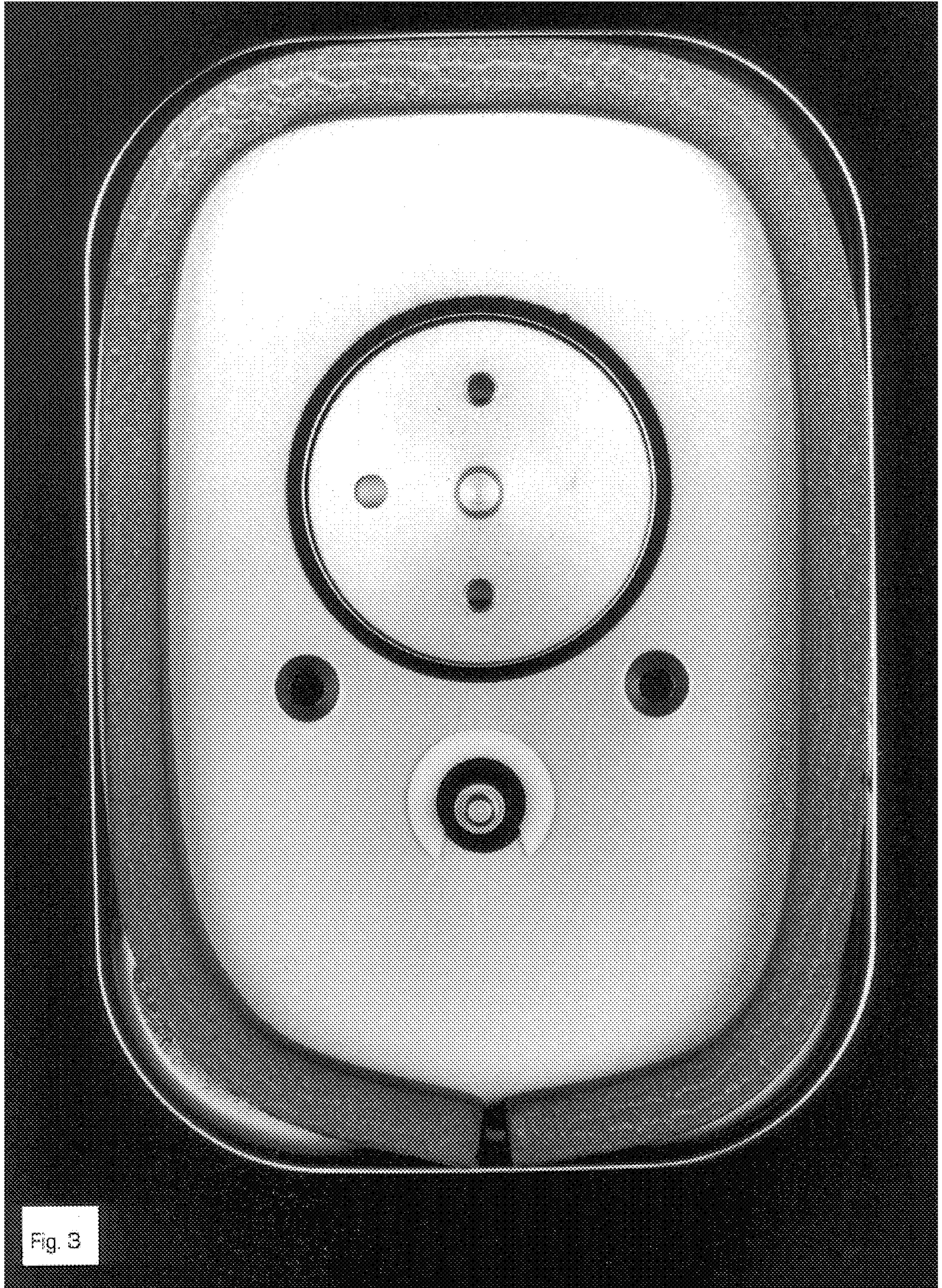



Fig. 3








Fig. 6

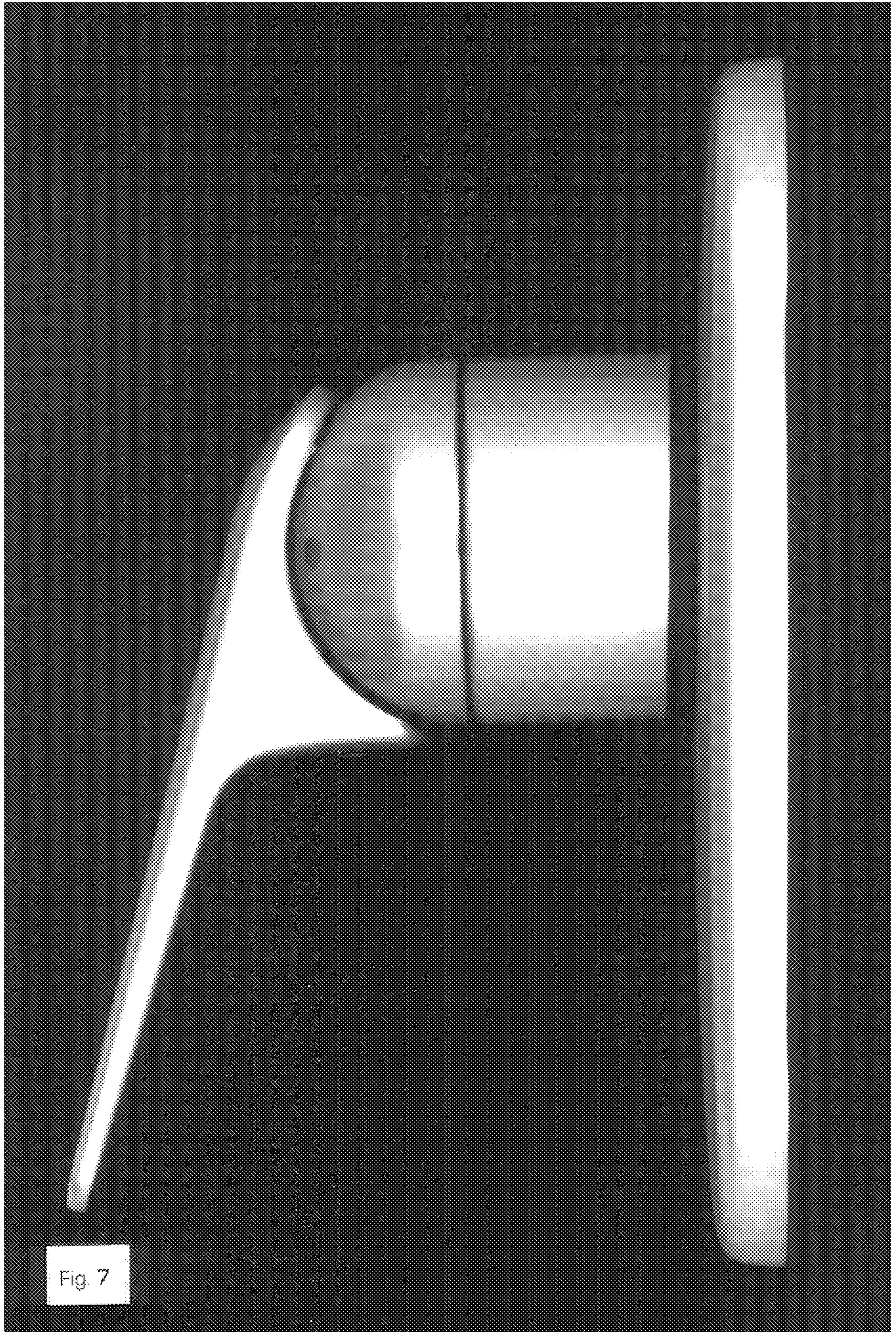


Fig. 7



Fig. 8

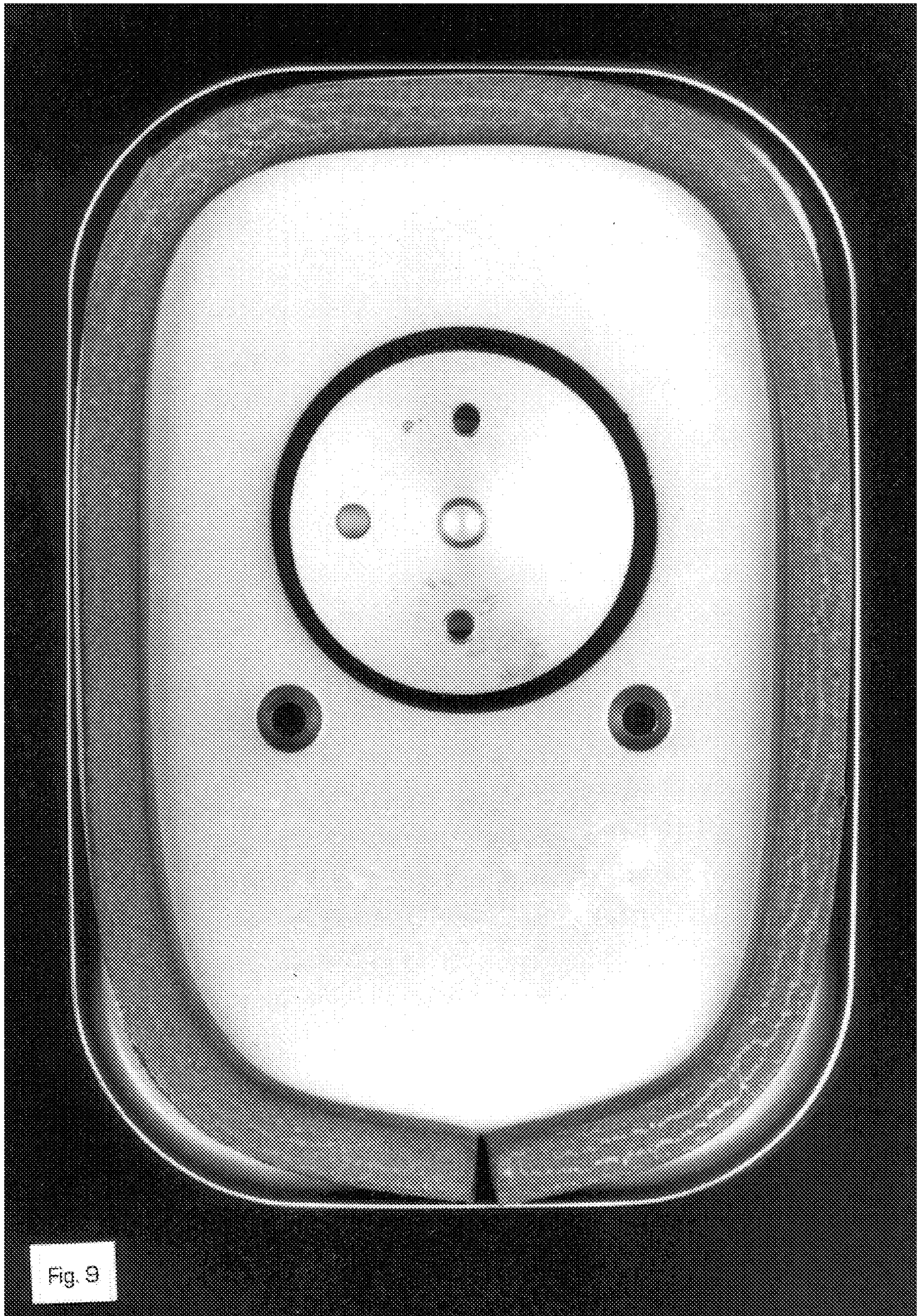


Fig. 9




Fig. 10




Fig. 11



Fig. 12