



US00D425593S

United States Patent [19] Kirch

[11] **Patent Number: Des. 425,593**

[45] **Date of Patent: ** May 23, 2000**

[54] **PET BALL SCOOP HANDLE**

4,045,026 8/1977 Gillespie et al. 273/96 R
4,076,004 2/1978 Huelskamp 124/5
4,254,979 3/1981 Bau 294/1 BA

[75] Inventor: **Robert Kirch**, Aurora, Colo.

[73] Assignee: **Aspen Pet Products, Inc.**, Denver, Colo.

Primary Examiner—Mitchell Siegel
Attorney, Agent, or Firm—Wolf, Greenfield & Sacks, P.C.

[**] Term: **14 Years**

[57] CLAIM

[21] Appl. No.: **29/100,038**

The ornamental design for a pet ball scoop handle, as shown and described.

[22] Filed: **Feb. 2, 1999**

DESCRIPTION

[51] **LOC (7) Cl.** **21-02**

FIG. 1 is a side, top perspective view of the pet ball scoop handle. The broken line showing of the scoop is for illustrative purposes only and forms no part of the claimed design.

[52] **U.S. Cl.** **D21/756; D21/722**

FIG. 2 is a top view thereof;

[58] **Field of Search** D21/722, 723,
D21/753, 756; 124/5

FIG. 3 is a bottom view thereof;

[56] References Cited

U.S. PATENT DOCUMENTS

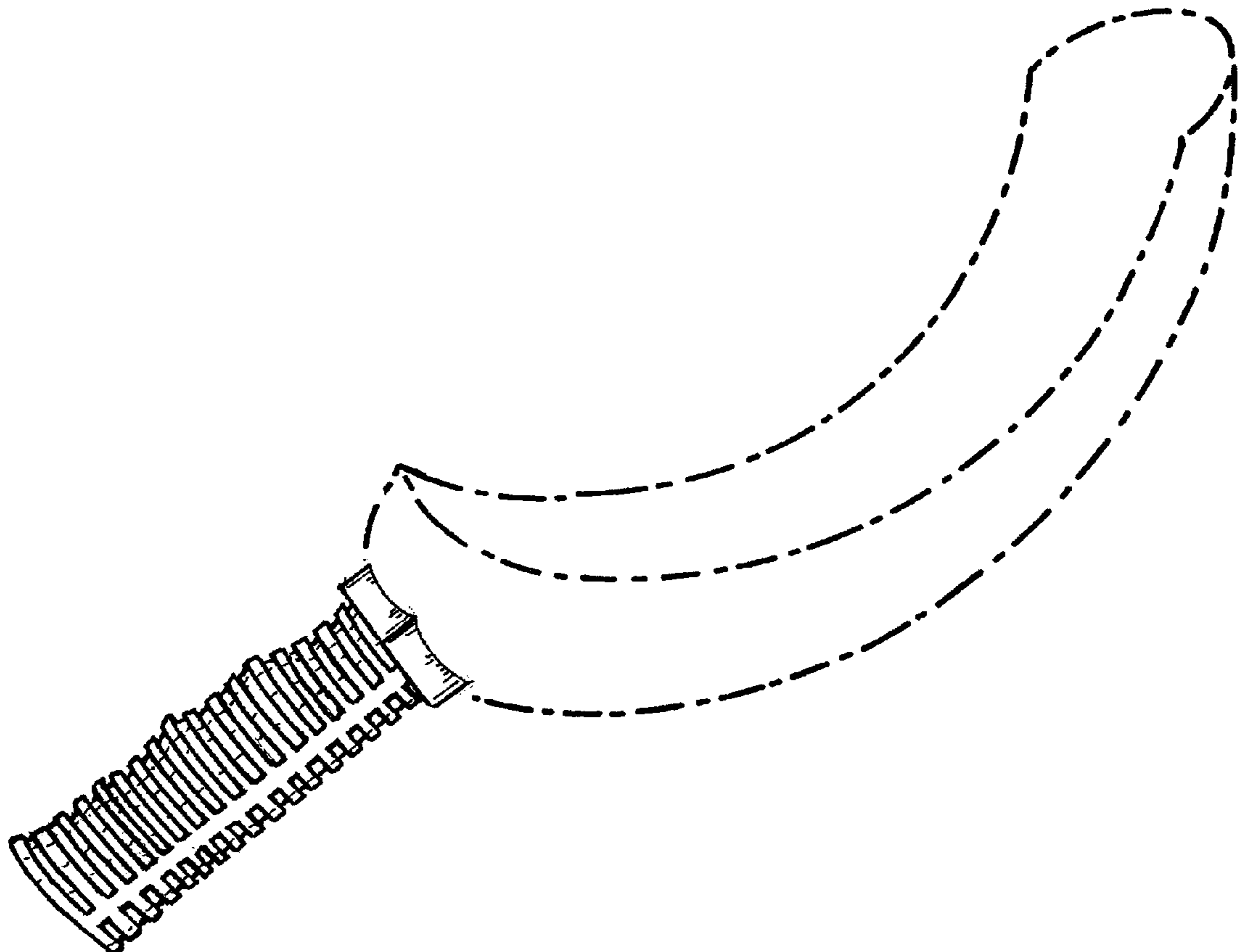
D. 183,084 6/1958 Carlson D21/722
D. 244,306 5/1977 Bisch D34/5 CT
D. 249,399 9/1978 Huelskamp D21/722

FIG. 4 is a front view thereof;

FIG. 5 is a left side view thereof; and,

FIG. 6 is a right side view thereof.

1 Claim, 2 Drawing Sheets



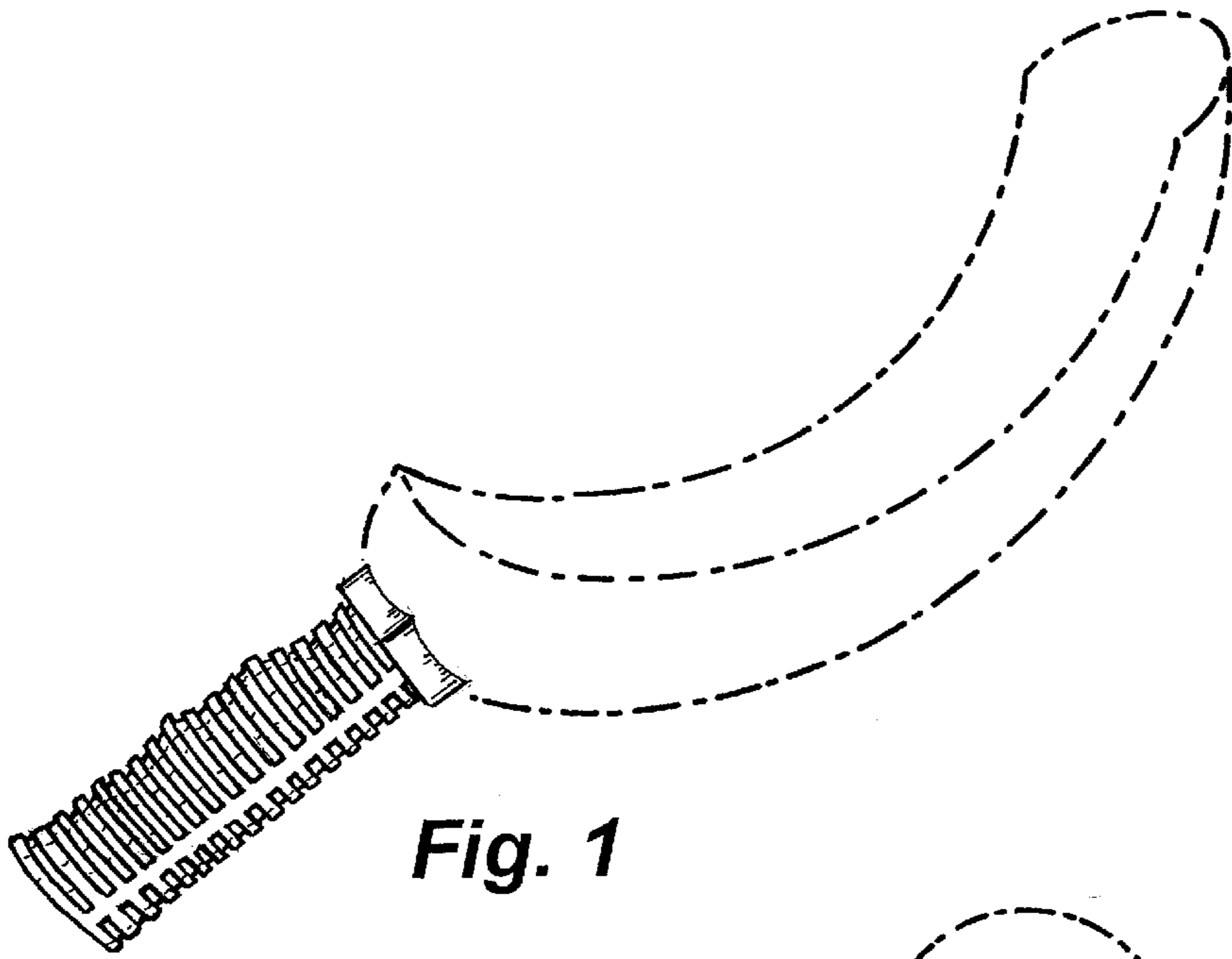


Fig. 1



Fig. 2




Fig. 3

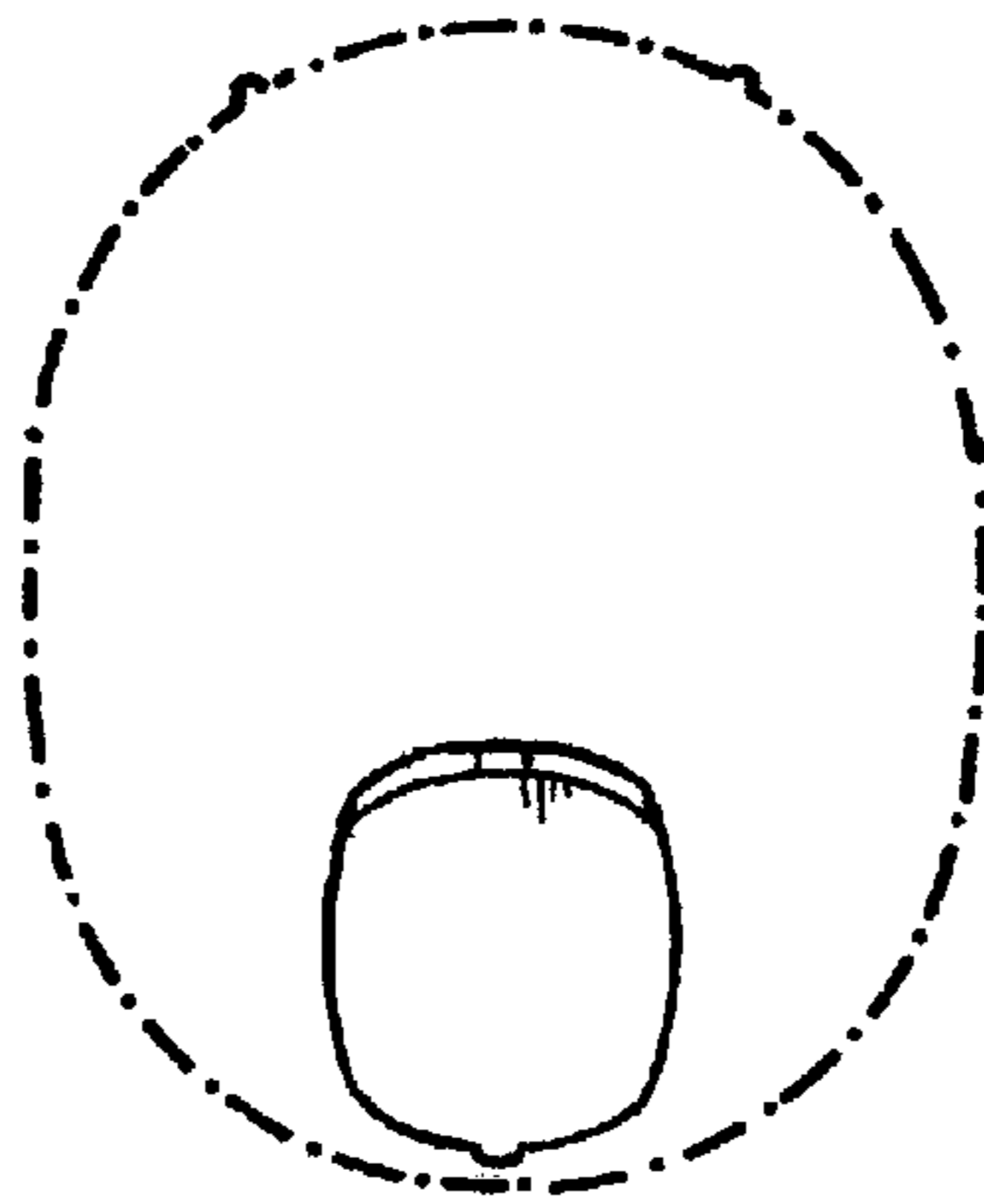


Fig. 4




Fig. 5

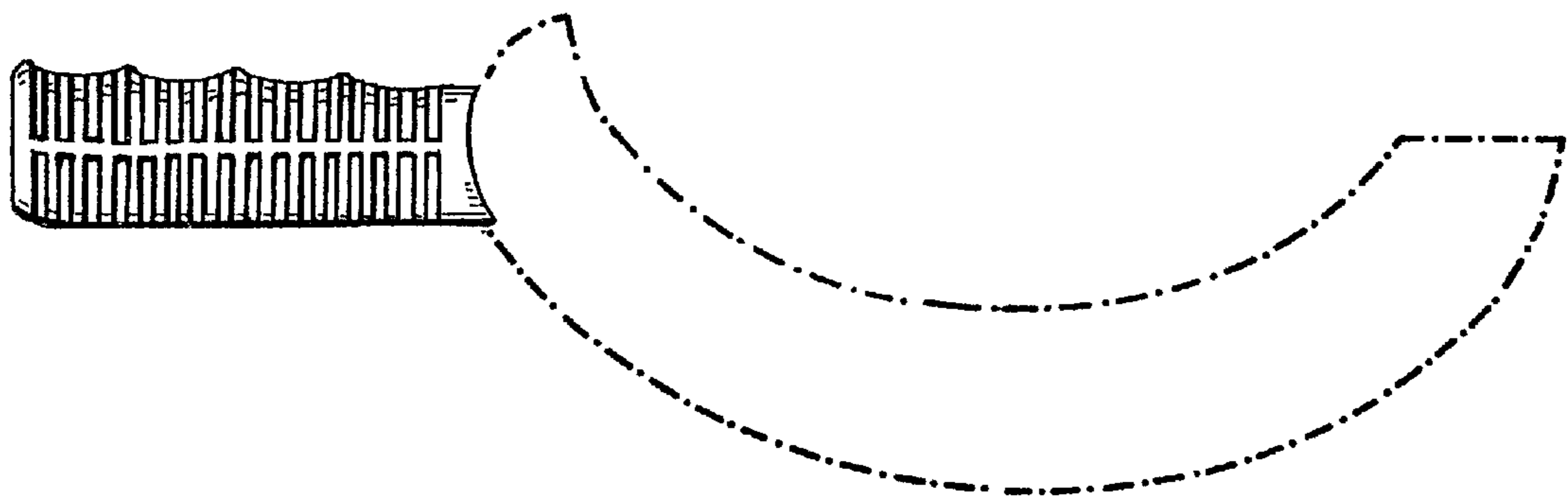


Fig. 6