



US00D425585S

United States Patent [19] Wu

[11] **Patent Number: Des. 425,585**

[45] **Date of Patent: ** May 23, 2000**

[54] **TOP AND SIDES OF ABDOMINAL EXERCISER**

[75] Inventor: **Tai Fu Wu**, Tainan, Taiwan

[73] Assignee: **World Famous Trading Company**, Santee, Calif.

[**] Term: **14 Years**

[21] Appl. No.: **29/101,171**

[22] Filed: **Feb. 26, 1999**

[51] **LOC (7) Cl.** **21-02**

[52] **U.S. Cl.** **D21/676; D21/687; D21/673; D21/674**

[58] **Field of Search** **D21/662, 673, D21/674, 676, 687; 482/95, 96, 131, 132, 140, 142**

[56] **References Cited**

U.S. PATENT DOCUMENTS

D. 397,745	9/1998	Wu .	
3,572,701	3/1971	Agamian	482/132
3,589,720	6/1971	Agamian	482/132

3,809,393	5/1974	Jones	482/132
4,176,835	12/1979	Aziz	482/140
4,679,788	7/1987	Adler	482/140
5,499,961	3/1996	Mattox	482/132
5,518,483	5/1996	Oswald	482/131
5,643,162	7/1997	Landers et al.	482/131
5,779,607	7/1998	Harris	482/140
5,921,901	7/1999	Palacios	482/131

Primary Examiner—Philip S. Hyder
Attorney, Agent, or Firm—Oppenheimer Wolff & Donnelly LLP

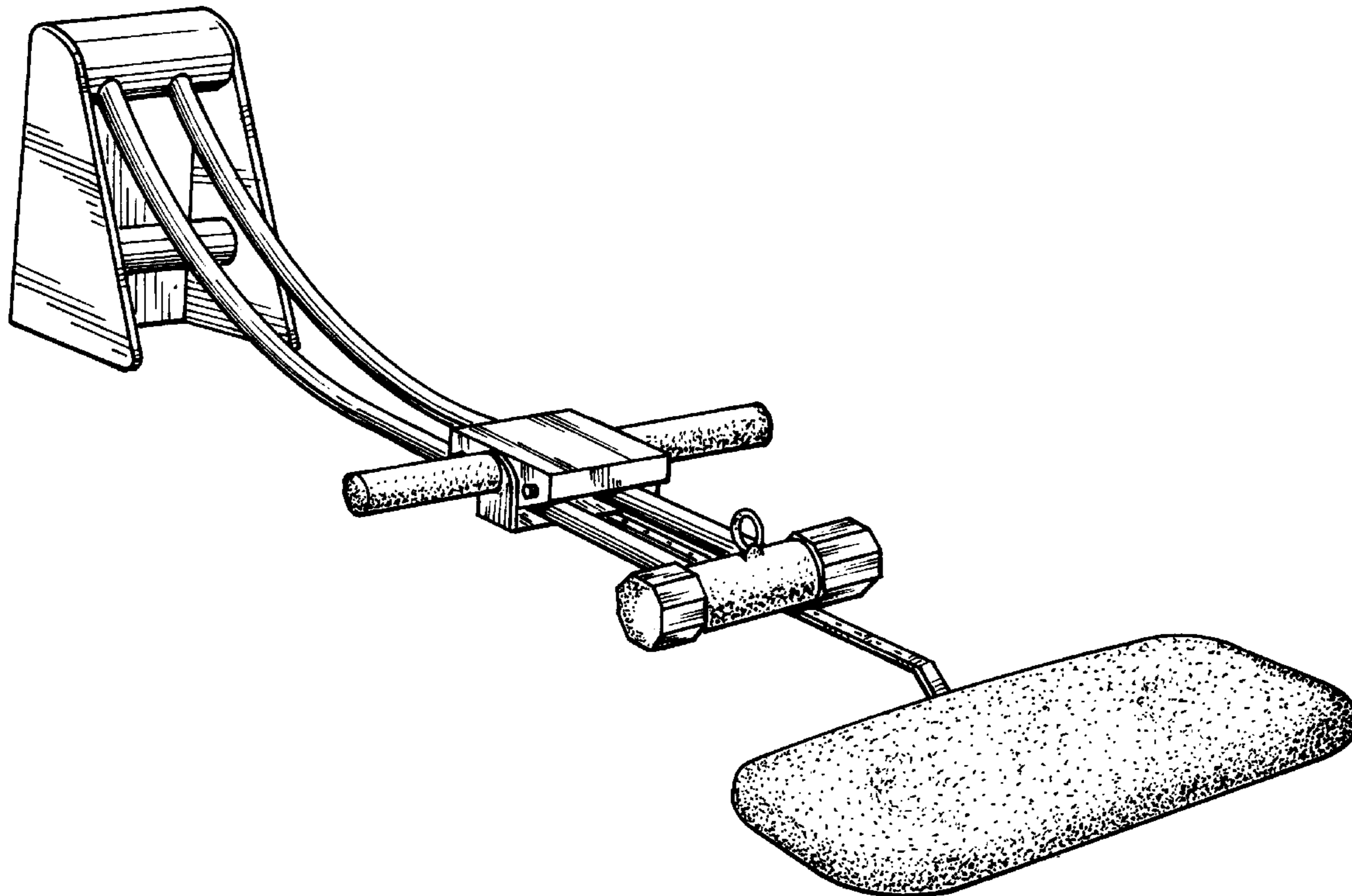
[57] **CLAIM**

The ornamental design for a top and sides of abdominal exerciser, as shown and described.

DESCRIPTION

FIG. 1 is a front left top perspective view of my top and sides of abdominal exerciser;
FIG. 2 is a right side elevational view thereof, with the left side being the mirror image of the right side;
FIG. 3 is a top plan view thereof;
FIG. 4 is a front elevational view thereof; and,
FIG. 5 is a rear elevational view thereof.

1 Claim, 3 Drawing Sheets



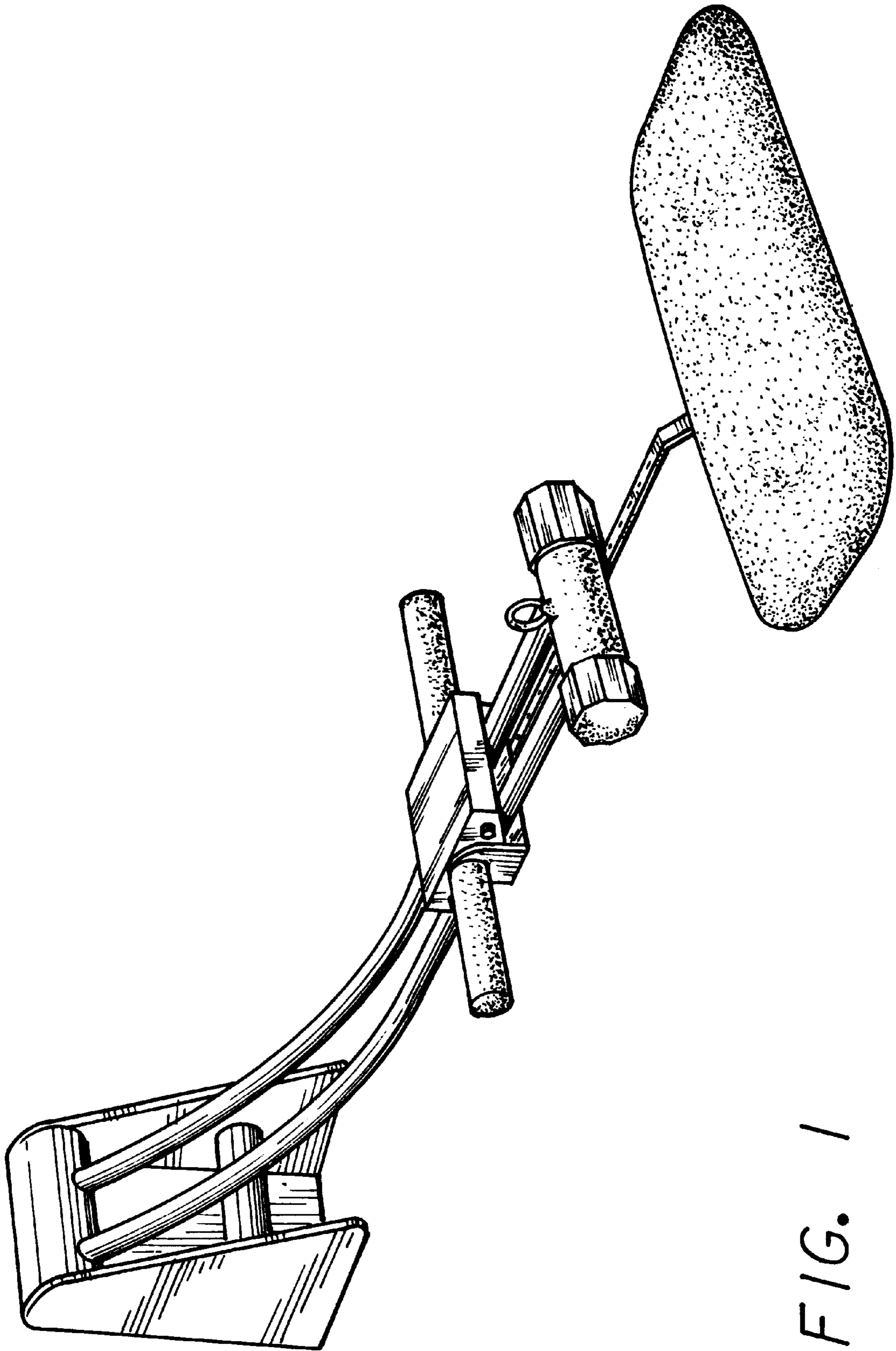


FIG. 1

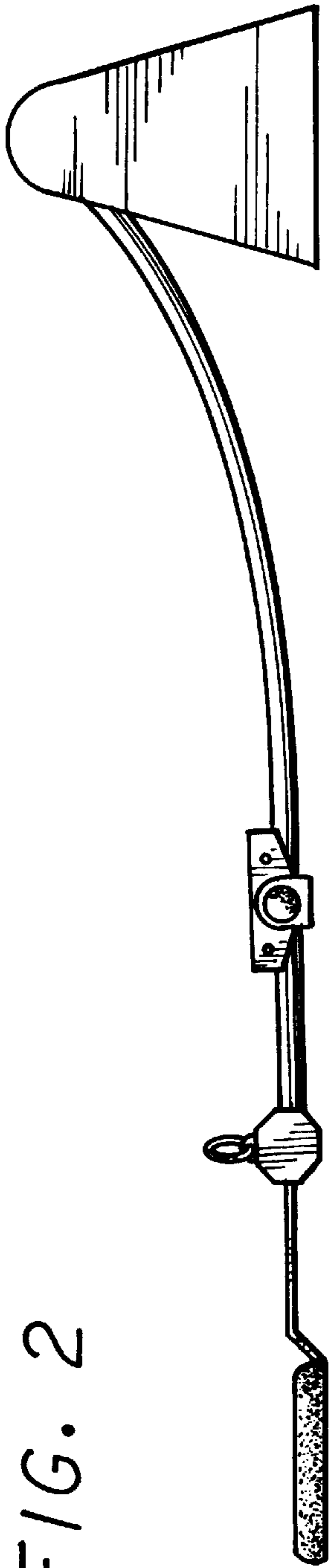


FIG. 2

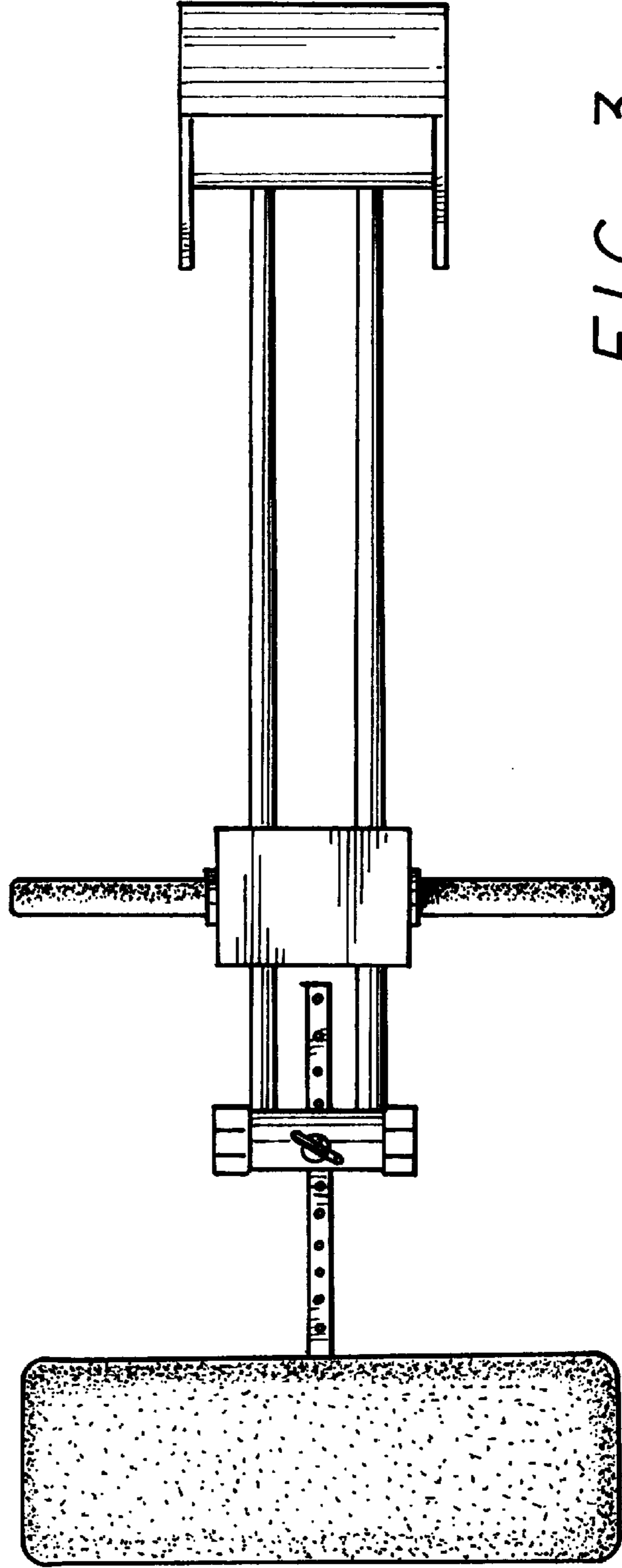


FIG. 3




FIG. 4




FIG. 5