



US00D425565S

United States Patent [19] Bowie

[11] **Patent Number: Des. 425,565**

[45] **Date of Patent: ** May 23, 2000**

[54] **SIGN HOLDER**

4,283,869 8/1981 Rappa 40/661
5,423,140 6/1995 Nuspl 40/597

[76] Inventor: **Johnny Bowie**, 20 Corbo Ter.,
Stamford, Conn. 06902

Primary Examiner—Susan J. Lucas
Assistant Examiner—Jennifer Rivard

[**] Term: **14 Years**

[57] **CLAIM**

[21] Appl. No.: **29/104,603**

The ornamental design for a sign holder, as shown.

[22] Filed: **May 6, 1999**

DESCRIPTION

[51] **LOC (7) Cl.** **20-02**

[52] **U.S. Cl.** **D20/42; D20/43**

[58] **Field of Search** D20/10, 40, 42,
D20/43; 43/642.02, 649, 666, 658, 584,
597, 611, 617, 620, 621, 622, 661

FIG. 1 is a front elevational view of the sign holder of the present invention;

FIG. 2 is a back elevational view of the sign holder of FIG. 1;

FIG. 3 is a left side elevational view of the sign holder of FIG. 2;

FIG. 4 is a right side elevational view of the sign holder of FIG. 1;


FIG. 5 is a top plan view of the sign holder of FIG. 1; and,
FIG. 6 is a bottom plan view of the sign holder of FIG. 1.

[56] **References Cited**

U.S. PATENT DOCUMENTS

D. 352,737 11/1994 Roberts D20/42
D. 382,598 8/1997 Schroepel D20/42
1,639,689 8/1927 Elphinstone 40/611

1 Claim, 2 Drawing Sheets






Fig. 1

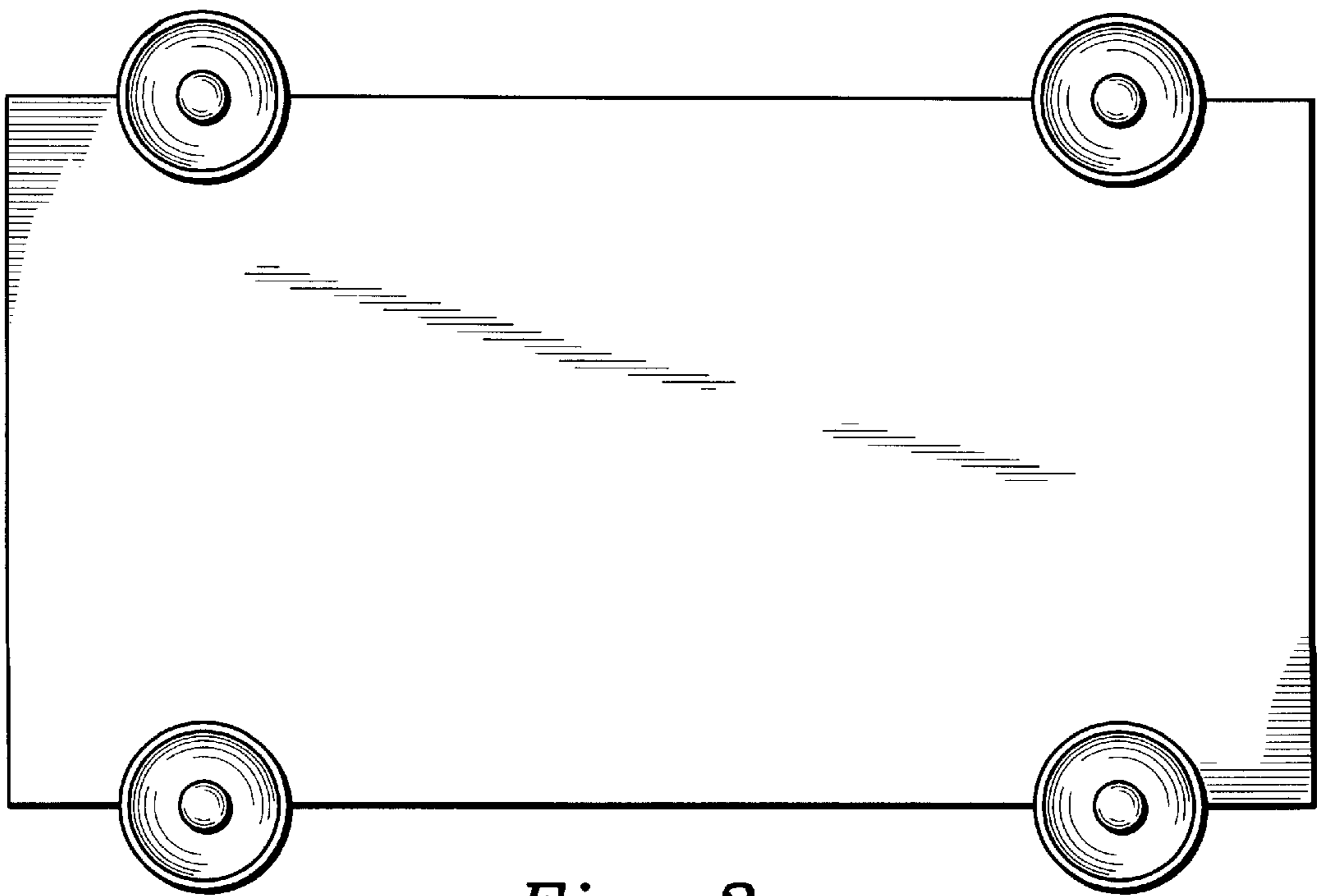


Fig. 2

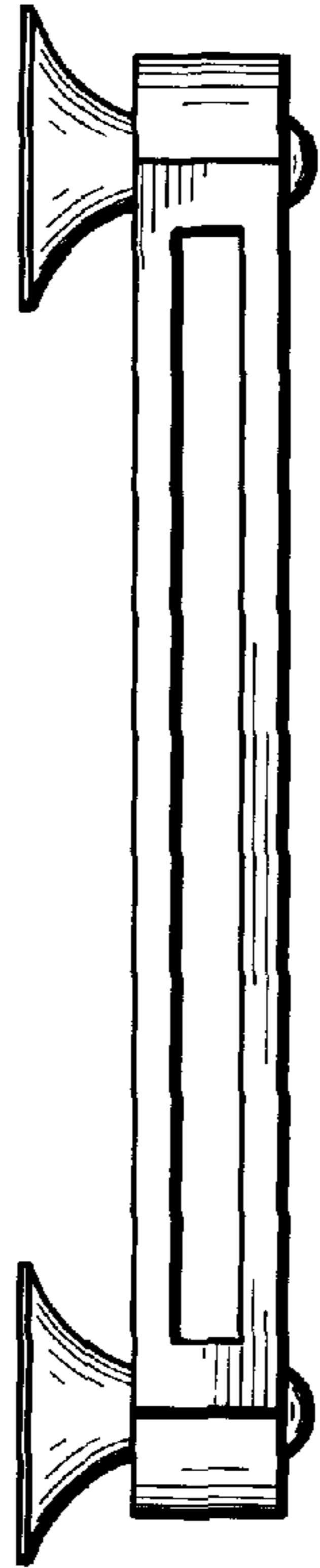


Fig. 3

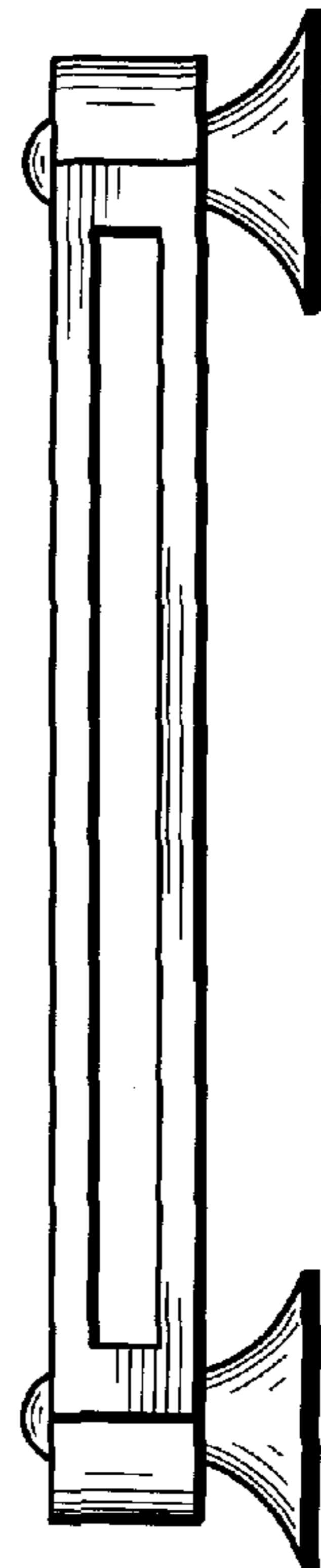


Fig. 4




Fig. 5




Fig. 6