



US00D425562S

United States Patent [19] Conley et al.

[11] Patent Number: **Des. 425,562**

[45] Date of Patent: **** May 23, 2000**

[54] **HANGING FILE BOX**

[75] Inventors: **Christopher Conley; Maureen O'Connor**, both of Chicago; **Marcia Lausen**, Evanston, all of Ill.

[73] Assignee: **ACCO Brands, Inc.**, Lincolnshire, Ill.

[**] Term: **14 Years**

[21] Appl. No.: **29/097,142**

[22] Filed: **Nov. 30, 1998**

[51] **LOC (7) Cl.** **19-02**

[52] **U.S. Cl.** **D19/90; D19/75; D19/86; D3/307**

[58] **Field of Search** **D3/304, 305, 307-315; D19/75, 76, 86, 90, 91, 99, 100; 229/100, 116.1, 117, 117.13, 117.16, 117.17; 220/500, 528, 529, 532, 553, 4.33; 206/425; D34/1; 312/183, 184; 211/10, 11, 45, 46, 126.13**

[56] **References Cited**

U.S. PATENT DOCUMENTS

Re. 33,953	6/1992	Everts	312/184
D. 326,341	5/1992	Frauhiger	D34/1
D. 337,653	7/1993	Hassel et al.	D3/35
D. 343,511	1/1994	Tse	D3/35
D. 346,691	5/1994	Tse	D6/634
1,254,991	1/1918	Darst .	
2,675,166	4/1954	Main	229/117.17
3,645,437	2/1972	Giebel et al.	229/44 R
3,724,920	4/1973	Beck	312/184
4,325,493	4/1982	Paige	229/117
4,717,215	1/1988	Everts	312/184
4,936,454	6/1990	Wang	206/425
5,088,801	2/1992	Rorke et al.	312/184
5,193,701	3/1993	Bush et al.	220/4.33
5,219,216	6/1993	Hassel et al.	312/9.54
5,441,151	8/1995	Billingham	206/425
5,462,221	10/1995	Zink et al.	229/117.16
5,469,999	11/1995	Phirippidis	224/542
5,494,161	2/1996	Herbst	206/425
5,842,570	12/1998	Turnbull	206/425

OTHER PUBLICATIONS

Miller Office Products, 1995, p. 546, see circled file box, top center.

Horder's Office Supplies, 1952, p. 21, see circled file box, top center.

Primary Examiner—Martie K. Holtje
Attorney, Agent, or Firm—Pennie & Edmonds LLP

[57] **CLAIM**

The ornamental design for a hanging file box, as shown and described.

DESCRIPTION

FIG. 1 is a perspective view of a first embodiment of a hanging file box illustrating our new design;

FIG. 2 is a top view of the hanging file box shown in FIG. 1;

FIG. 3 is a bottom view of the hanging file box shown in FIG. 1;

FIG. 4 is a left side view of the hanging file box shown in FIG. 1;

FIG. 5 is a right side view of the hanging file box shown in FIG. 1;

FIG. 6 is a front view of the hanging file box shown in FIG. 1;

FIG. 7 is a rear view of the hanging file box shown in FIG. 1;

FIG. 8 is a perspective view of a second embodiment of a hanging file box illustrating our new design;

FIG. 9 is a top view of the hanging file box shown in FIG. 8;

FIG. 10 is a bottom view of the hanging file box shown in FIG. 8;

FIG. 11 is a left side view of the hanging file box shown in FIG. 8;


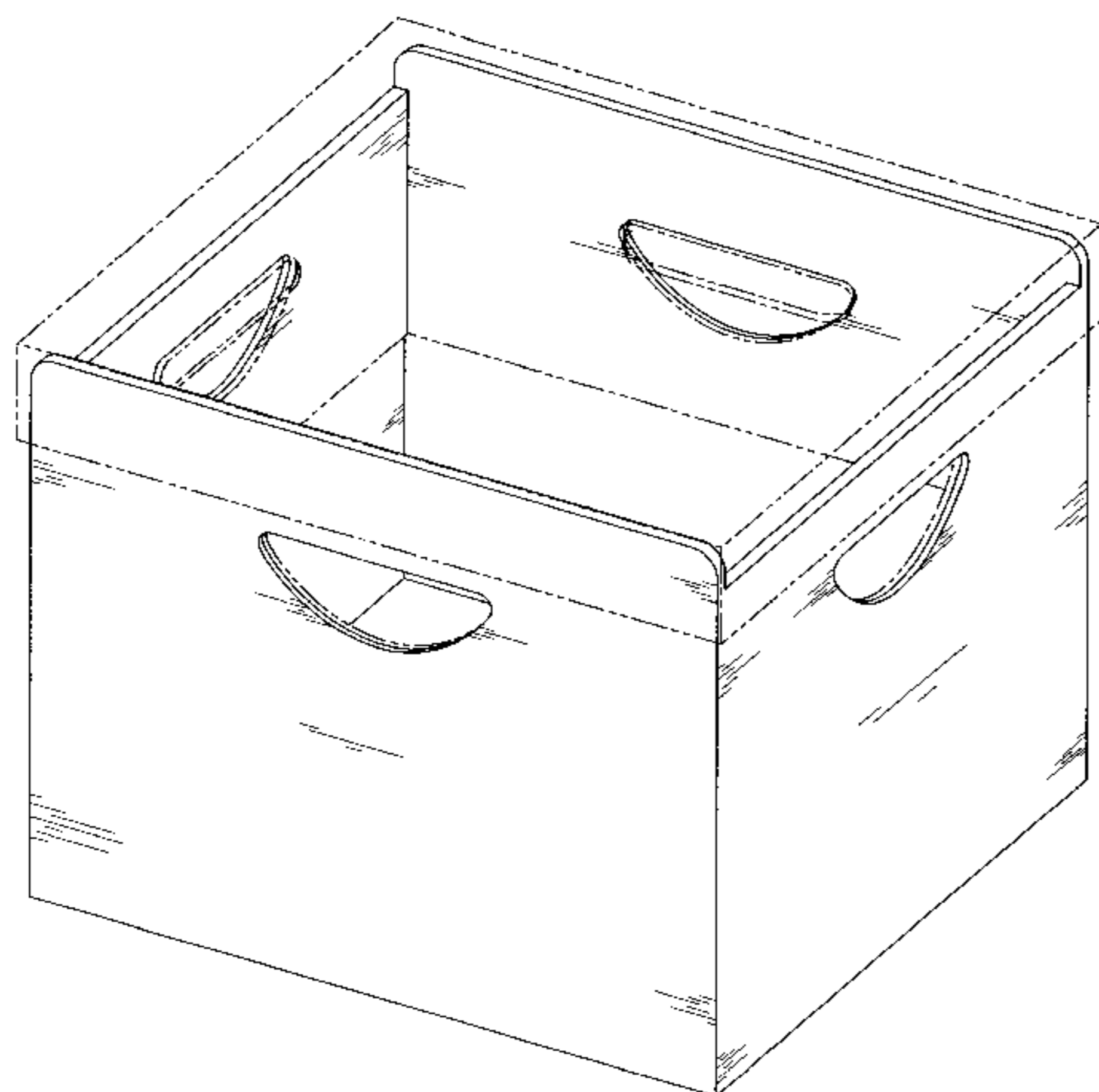
FIG. 12 is a right side view of the hanging file box shown in FIG. 8;

FIG. 13 is a front view of the hanging file box shown in FIG. 8; and,

FIG. 14 is a rear view of the hanging file box shown in FIG. 8.

The portions shown in phantom lines are not part of the claimed invention, but are included to show environment.

1 Claim, 8 Drawing Sheets



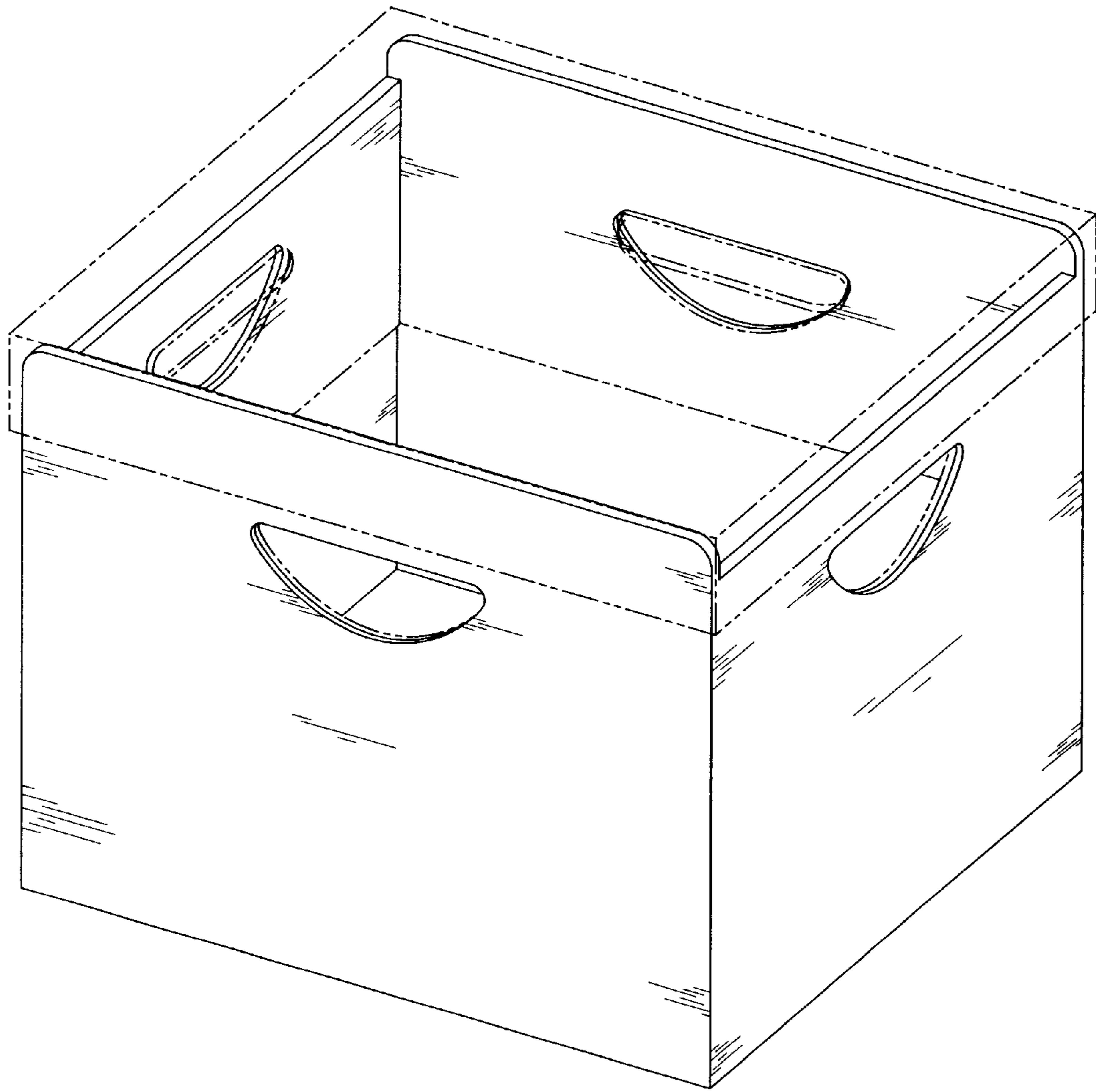


FIG. 1

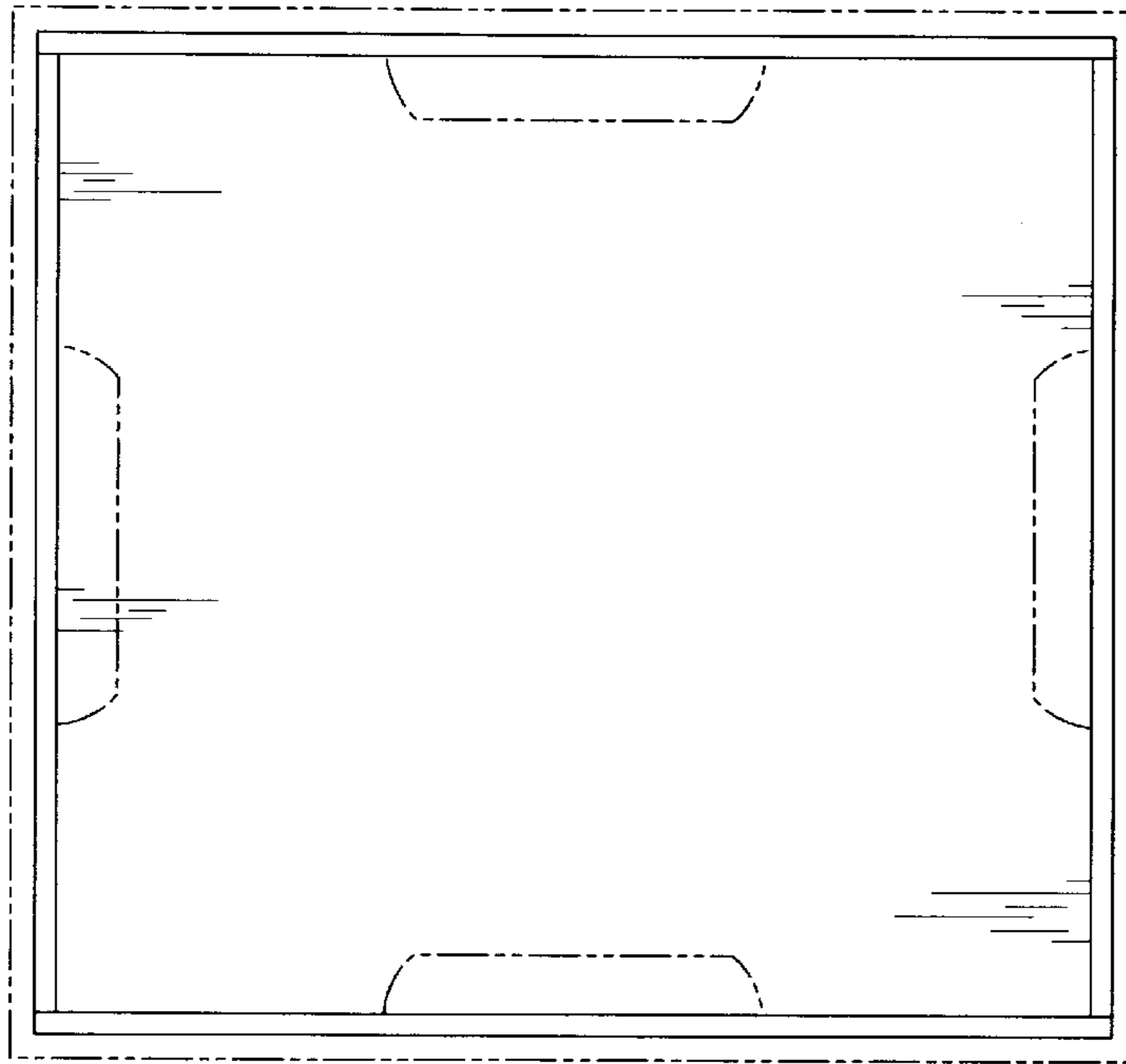


FIG. 2




FIG. 3

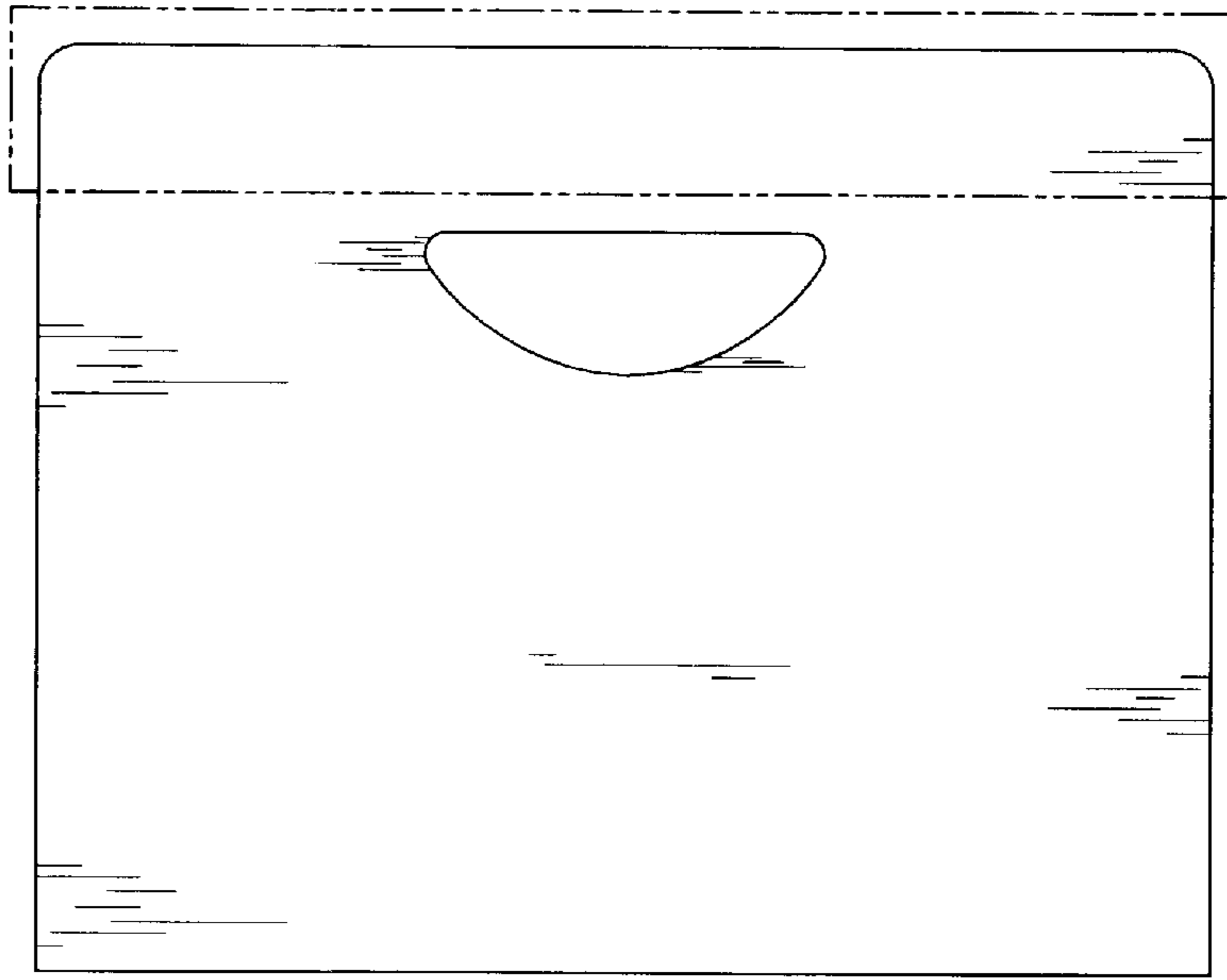


FIG. 4

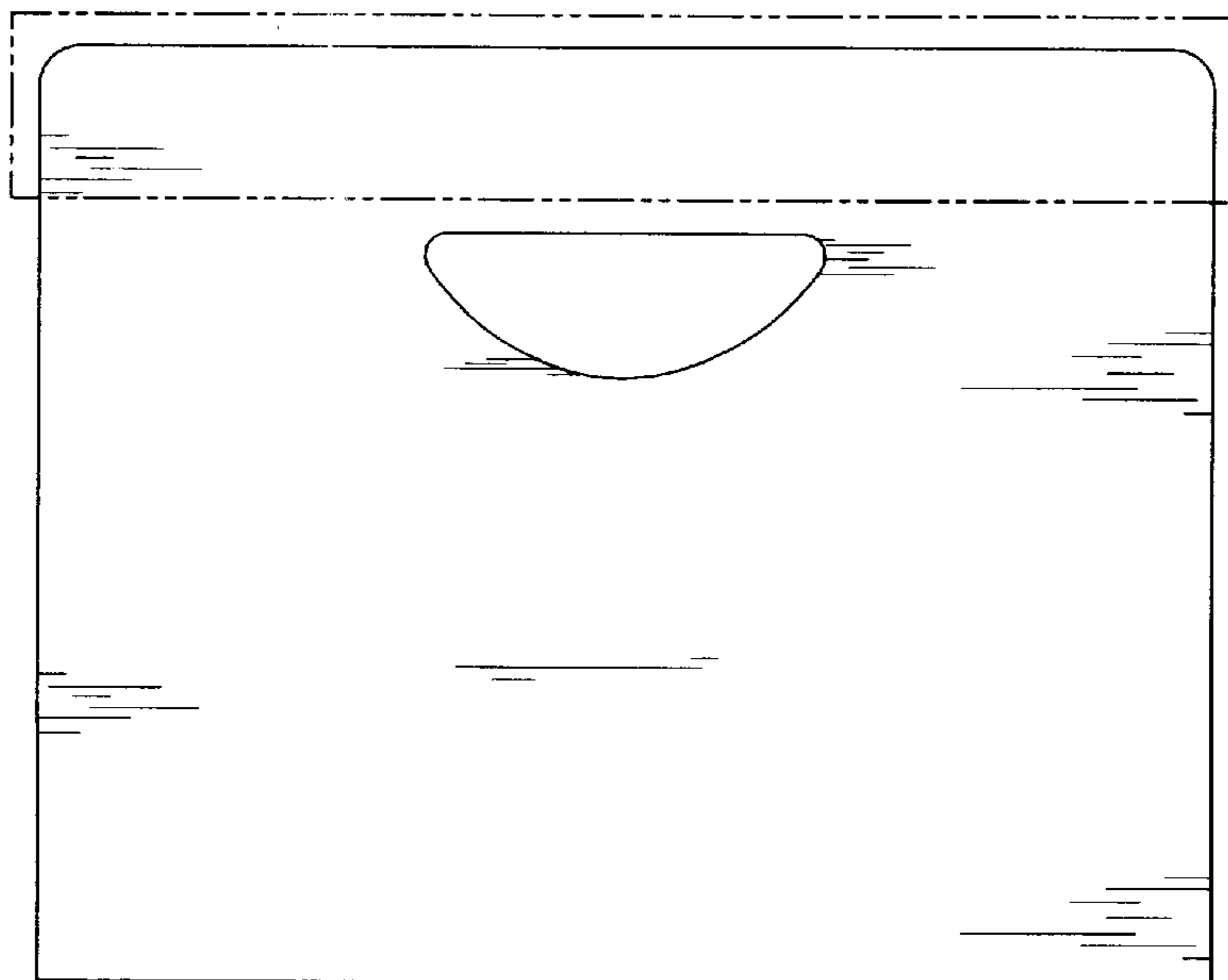


FIG. 5

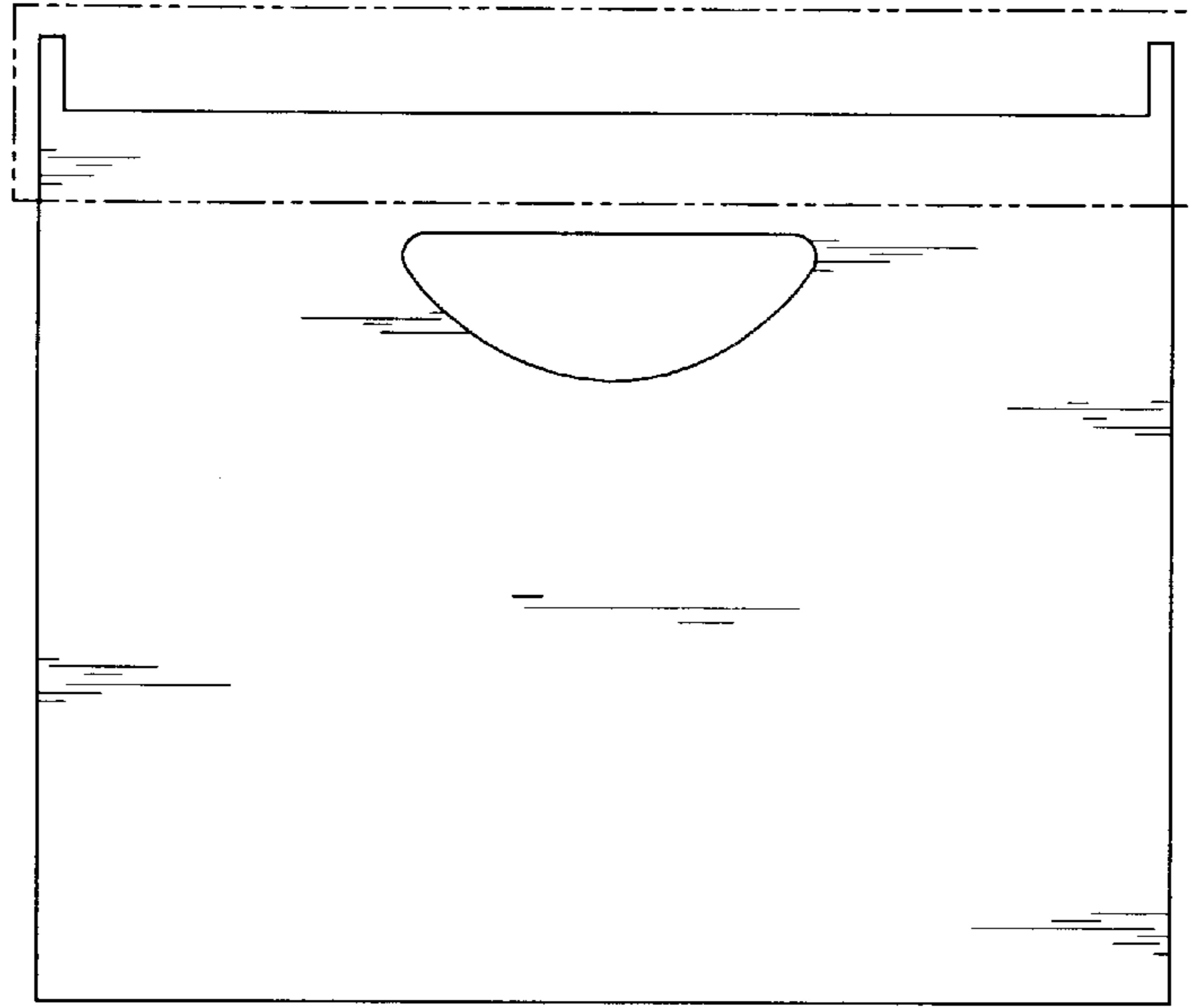


FIG. 6

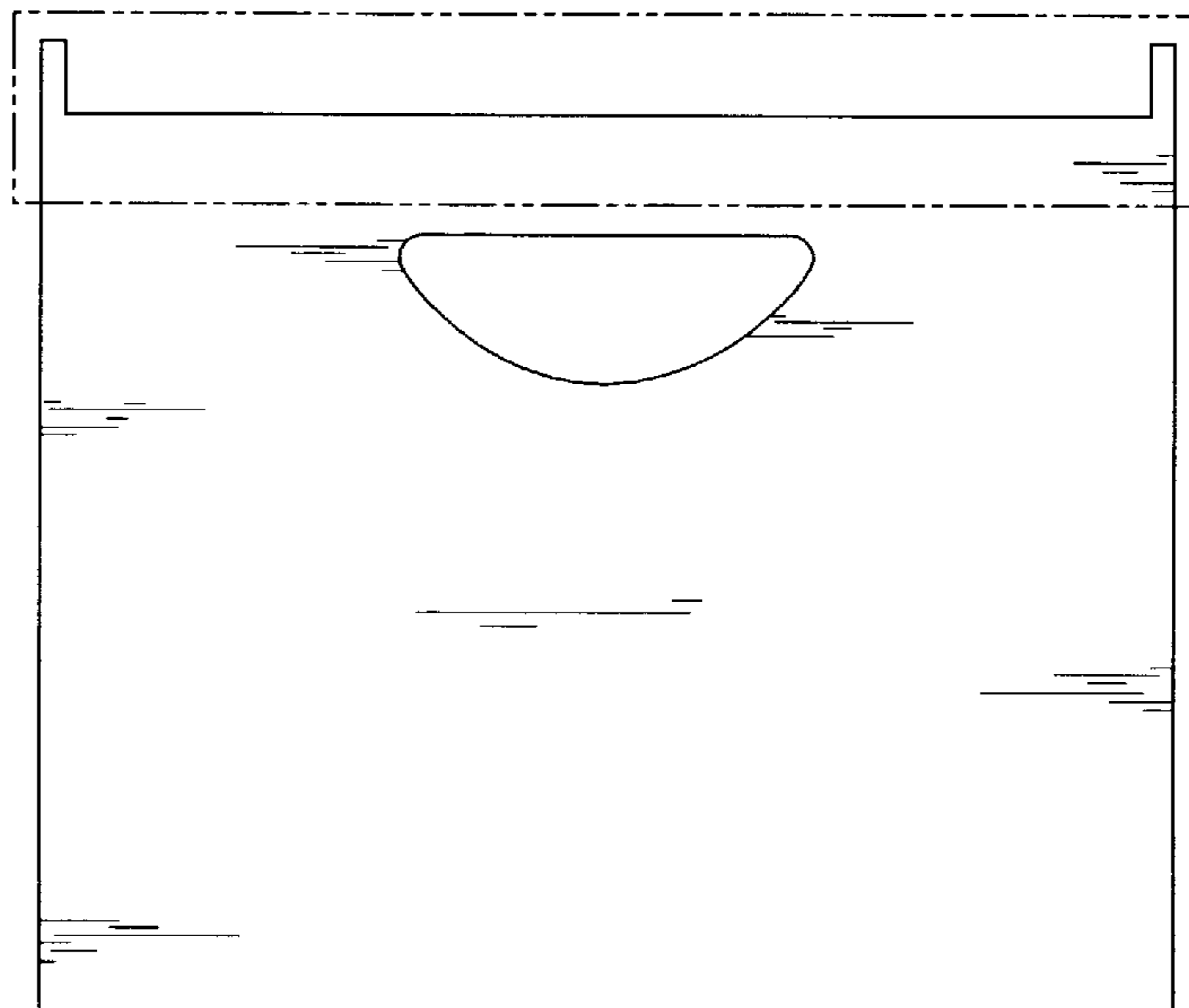


FIG. 7

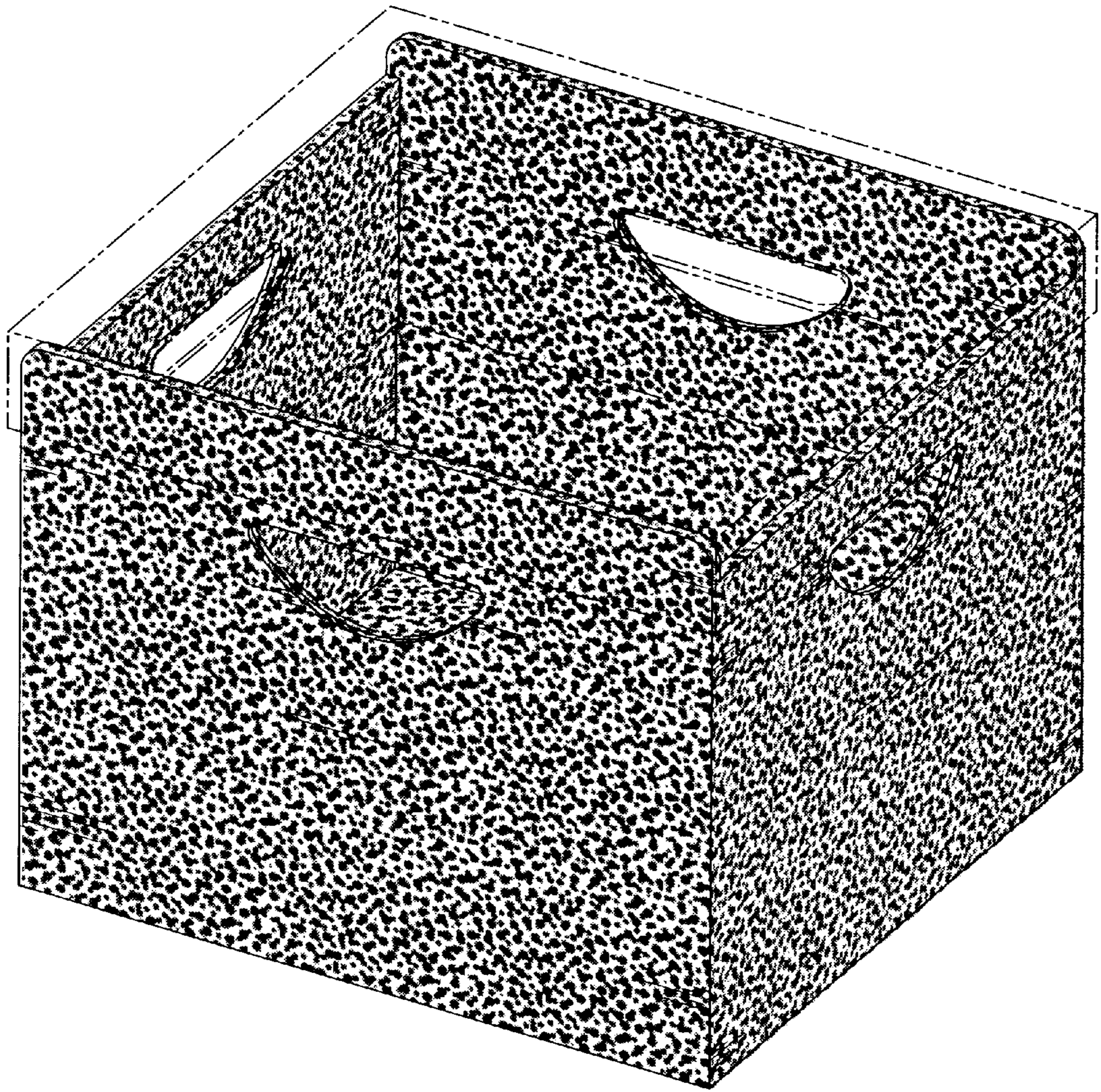


FIG. 8




FIG. 9




FIG. 10




FIG. 11




FIG. 12




FIG. 13




FIG. 14