



US00D425561S

United States Patent [19]
Glasgow

[11] **Patent Number: Des. 425,561**

[45] **Date of Patent: ** May 23, 2000**

[54] **BUSINESS CARD HOLDER**

[76] Inventor: **Jason Glasgow**, 1576 N. Batavia - Unit 1D, Orange, Calif. 92867

[**] Term: **14 Years**

[21] Appl. No.: **29/109,782**

[22] Filed: **Aug. 19, 1999**

[51] **LOC (7) Cl.** **19-06**

[52] **U.S. Cl.** **D19/82; D19/78; D19/97**

[58] **Field of Search** D6/497; D19/75, D19/76, 77, 78, 81-85, 90, 91, 95, 96, 97, 99, 100; D11/157, 160; D21/576, 399, 621, 635, 679-681; 40/358; 211/69.1-69.9, 11; D14/143

[56] **References Cited**

U.S. PATENT DOCUMENTS

D. 44,236	6/1913	De Yoos .	
D. 89,546	3/1933	Manning	D11/160
D. 135,388	3/1943	Cannon	D19/97
D. 262,640	1/1982	Matsui	D21/399
D. 271,488	11/1983	Mak	D14/143
D. 310,098	8/1990	Ristuccia	D19/1

D. 342,758	12/1993	Kirchhoff	D19/75
D. 365,599	12/1995	Cheng	D19/77
D. 369,703	5/1996	Rizidis et al.	D6/497
D. 381,044	7/1997	Larm	D19/82
D. 388,464	12/1997	Najbart	D19/78

Primary Examiner—Martie K. Holtje
Attorney, Agent, or Firm—Goldstein & Canino

[57] **CLAIM**

The ornamental design for a business card holder, as shown and described.

DESCRIPTION

FIG. 1 is a front perspective view of a business card holder showing my new design, the writing instrument depicted by means of broken lines being shown for illustrative purposes only and forming no part of the claimed design; FIG. 2 is a front elevational view thereof; FIG. 3 is a rear elevational view thereof; FIG. 4 is a left side elevational view thereof, the right side elevational view being a mirror image of the left side view; FIG. 5 is a top plan view of the business card holder; and, FIG. 6 is a bottom plan view thereof.

1 Claim, 4 Drawing Sheets




FIG. 1





FIG. 2

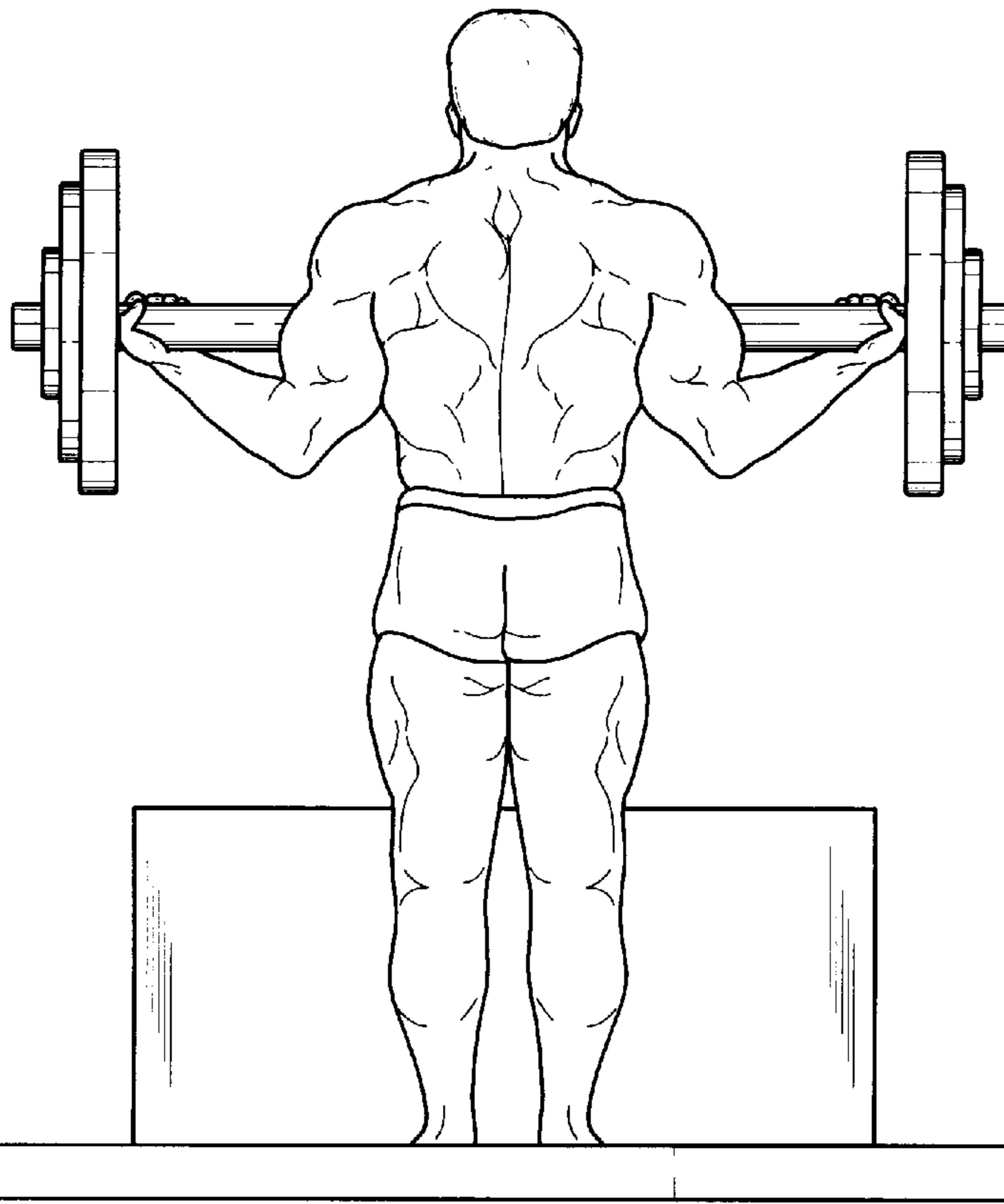


FIG. 3

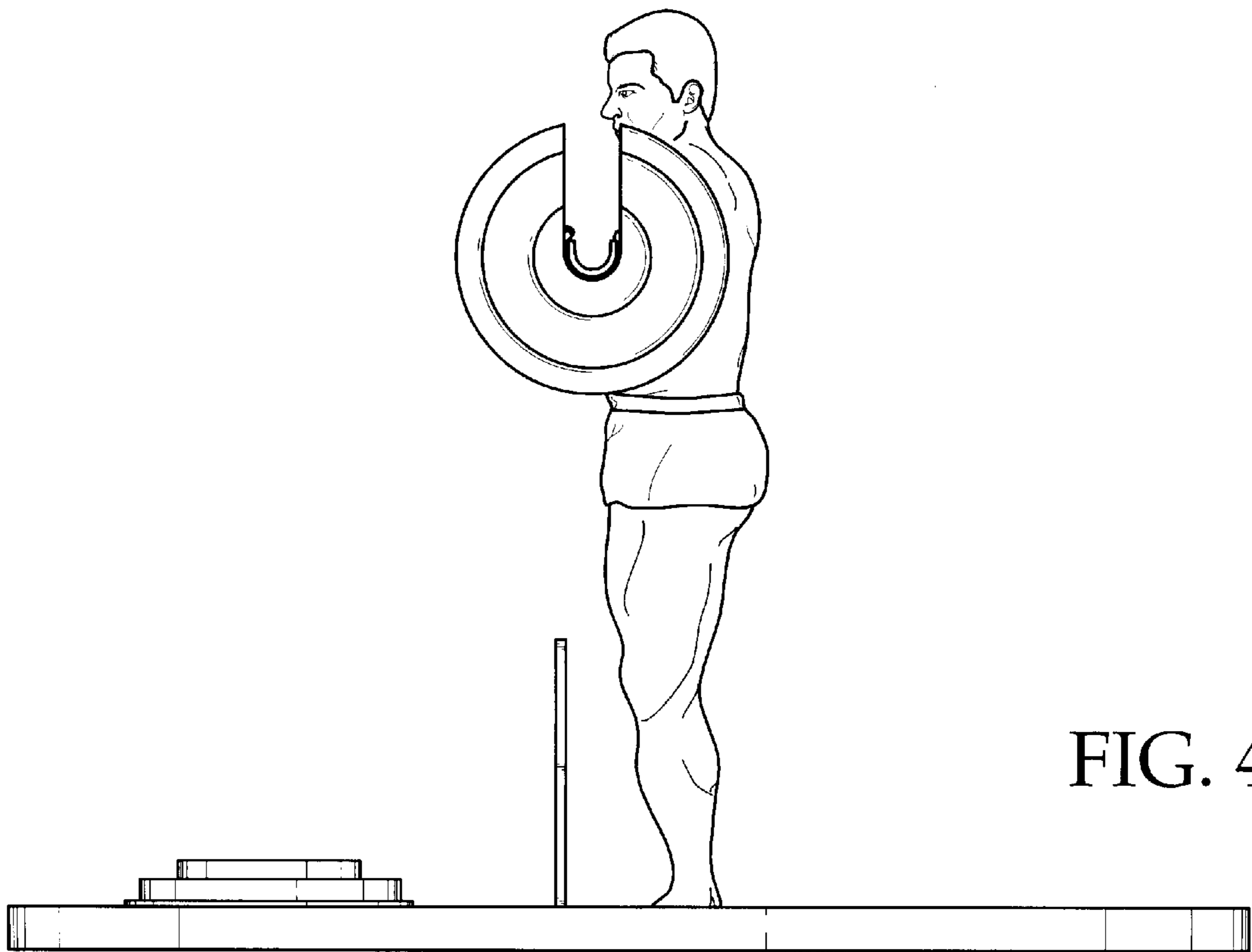


FIG. 4

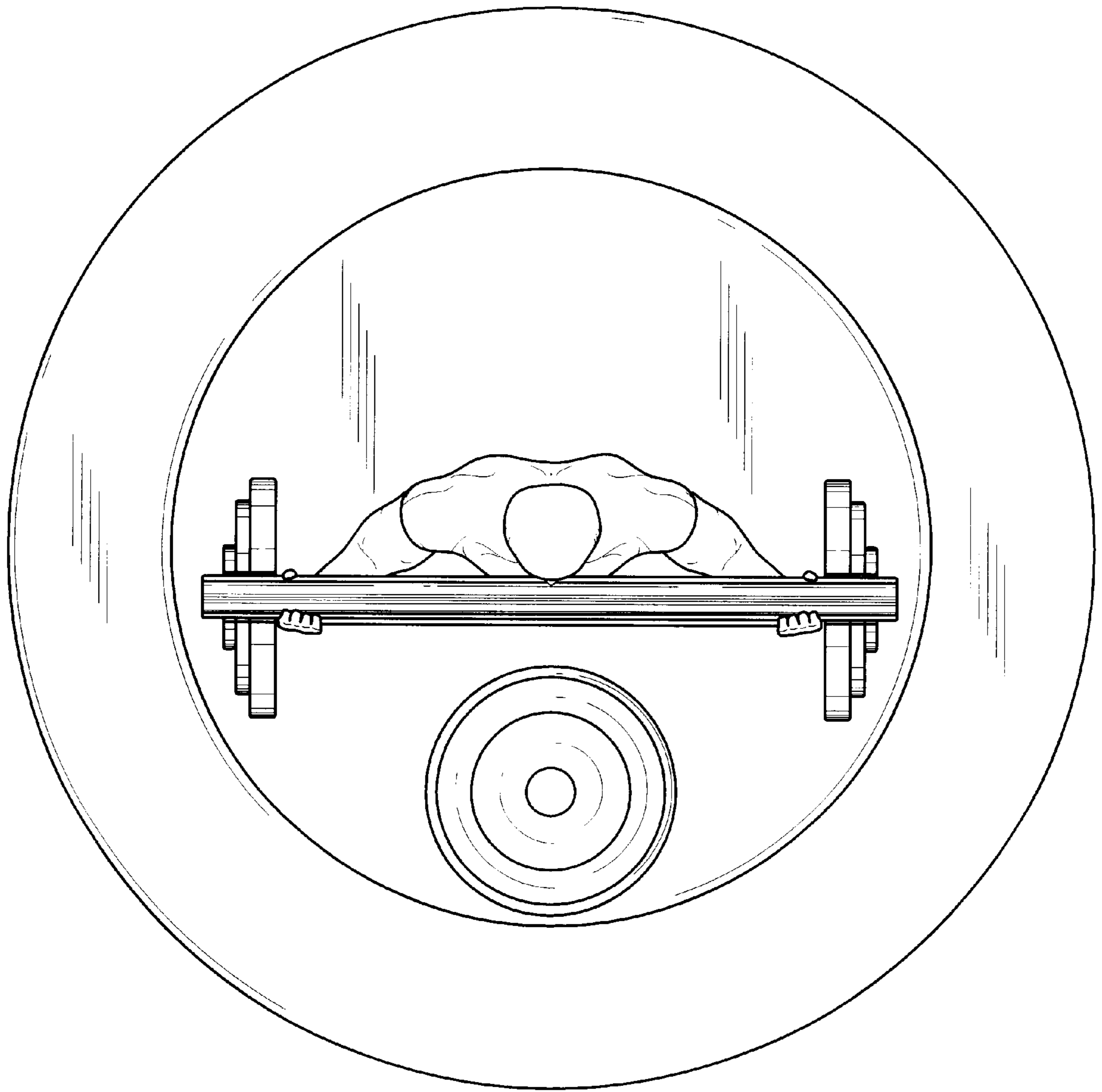


FIG. 5

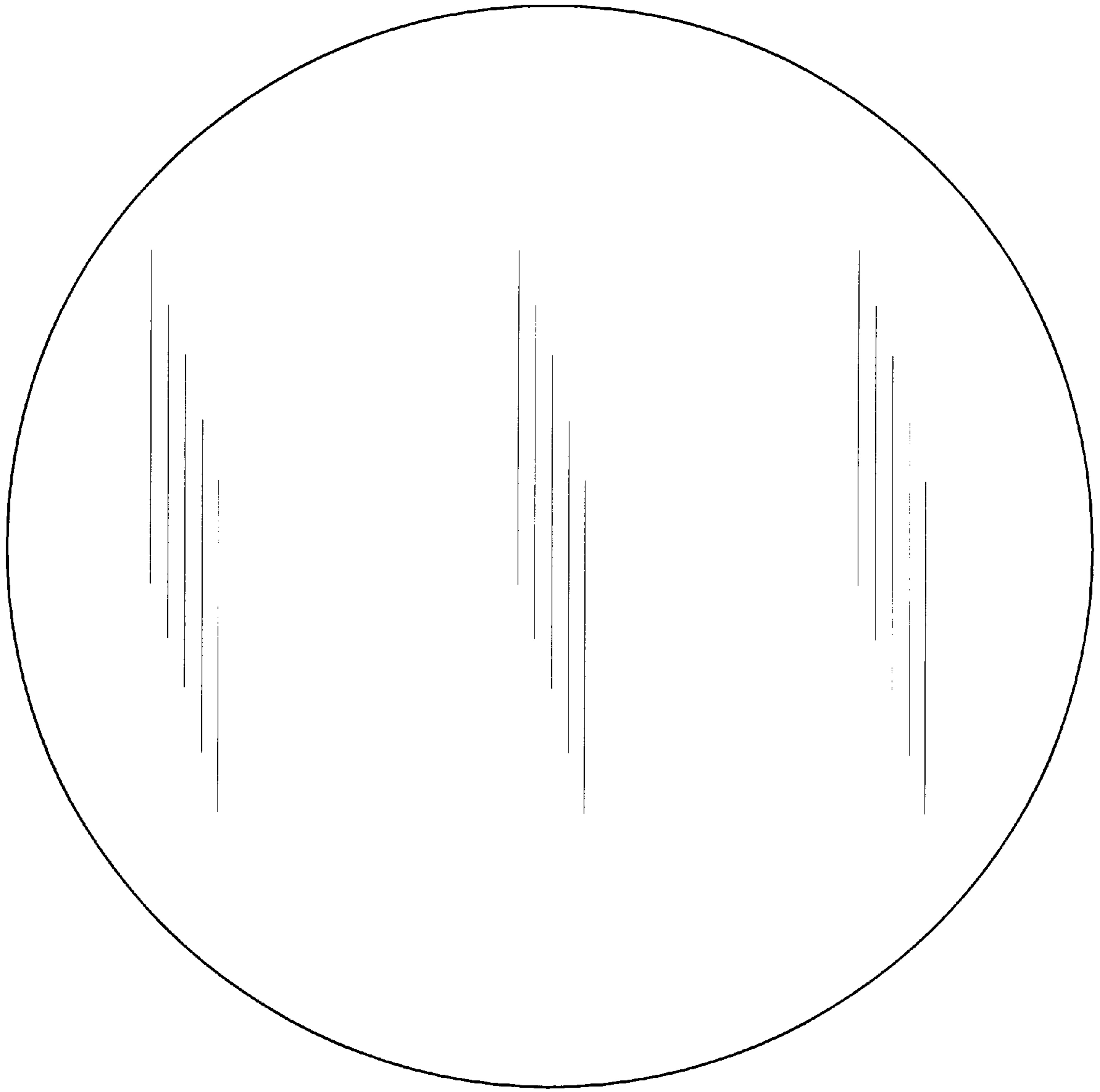


FIG. 6