



US00D425553S

United States Patent [19]

Gasvoda et al.

[11] Patent Number: Des. 425,553

[45] Date of Patent: ** May 23, 2000

[54] FLUID CONTAINER

[75] Inventors: Eric L. Gasvoda, Salem; Susan M. Hmelar, Corvallis, both of Oreg.

[73] Assignee: Hewlett-Packard Company, Palo Alto, Calif.

[**] Term: 14 Years

[21] Appl. No.: 29/086,374

[22] Filed: Apr. 9, 1998

Related U.S. Application Data

[63] Continuation-in-part of application No. 08/566,521, Dec. 4, 1995, abandoned, and application No. 08/868,773, Jun. 4, 1997, and application No. 29/055,382, Jun. 5, 1996.

[51] LOC (7) Cl. 18-02

[52] U.S. Cl. D18/56

[58] Field of Search D18/56; 347/86, 347/87

[56] References Cited

U.S. PATENT DOCUMENTS

D. 368,275	3/1996	Sakurai et al.	D18/56
D. 375,756	11/1996	Murray et al.	D18/56
D. 378,660	4/1997	Ota et al.	D18/56
D. 391,986	3/1998	Steinmetz et al.	D18/56
D. 410,248	5/1999	Gasvoda et al.	D18/56
D. 411,568	6/1999	Steinmetz et al.	D18/56
4,053,902	10/1977	Skafvenstedt et al.	347/86
4,131,899	12/1978	Christou	347/87
4,183,031	1/1980	Kyser et al.	347/86
4,551,734	11/1985	Causley et al.	347/86
4,568,954	2/1986	Rosback	347/86
4,623,905	11/1986	Ichihashi et al.	347/86
4,626,874	12/1986	Murai et al.	347/86
4,831,389	5/1989	Chan	347/86
4,959,667	9/1990	Kaplinsky	347/87
4,982,200	1/1991	Ramsey	347/86
5,187,498	2/1993	Burger	347/86
5,216,452	6/1993	Suzuki	347/86

5,307,091	4/1994	DeCoste, Jr.	347/86
5,359,356	10/1994	Ecklund	347/86
5,406,320	4/1995	Durst et al.	347/86
5,477,963	12/1995	Mochizuki et al.	347/86

(List continued on next page.)

FOREIGN PATENT DOCUMENTS

000649429	8/1991	Australia	347/86
000560266	9/1993	European Pat. Off.	347/87
360219061	11/1985	Japan	347/86
362261451	11/1987	Japan	347/86
402000514	1/1990	Japan	347/87
402243351	9/1990	Japan	347/86
403184873	8/1991	Japan	347/86
403248848	11/1991	Japan	347/86
406218941	8/1994	Japan	347/86

Primary Examiner—Cathy Anne MacCormac
Attorney, Agent, or Firm—Kevin B. Sullivan

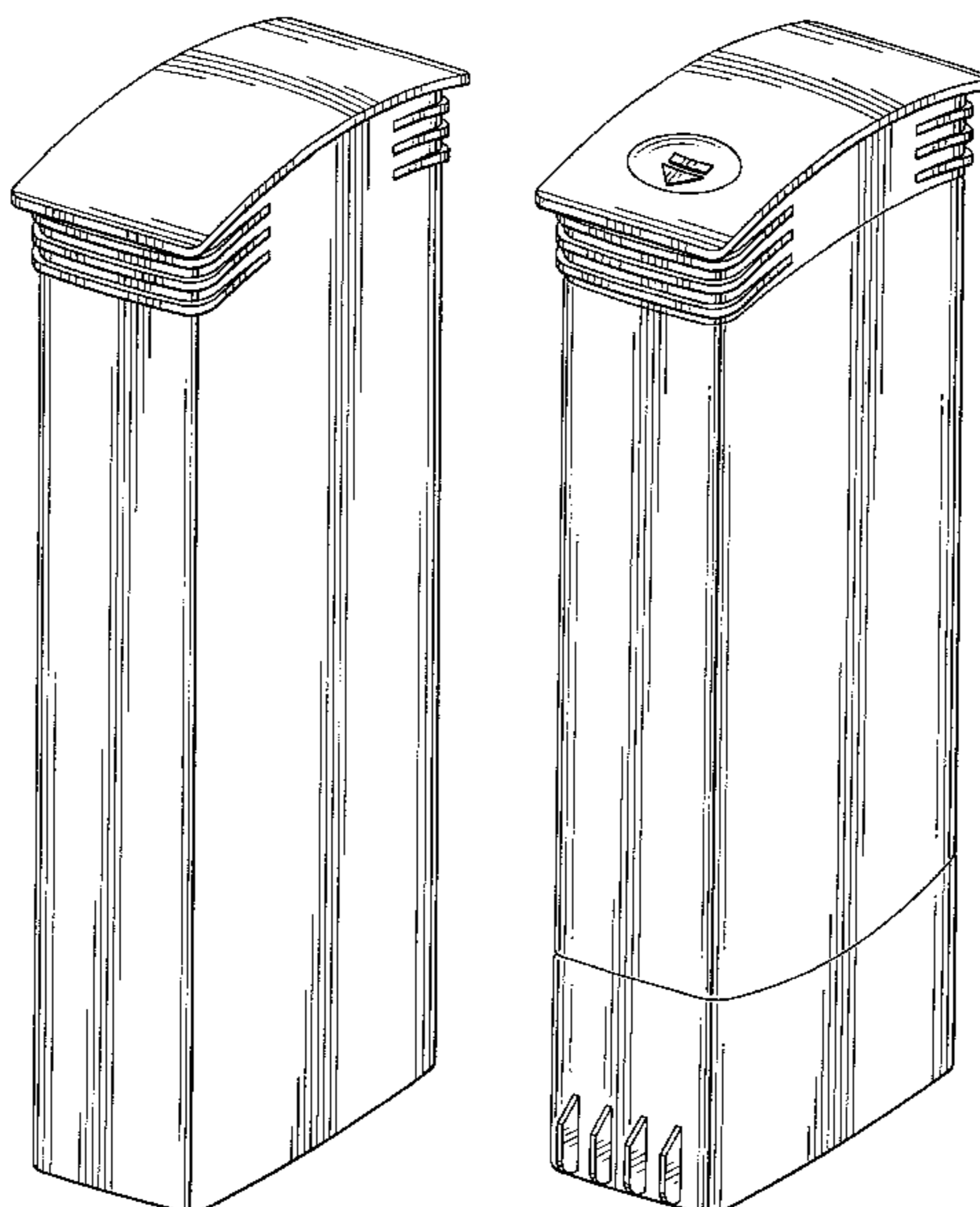
[57] CLAIM

We claim the ornamental design for a fluid container, as shown and described.

DESCRIPTION

FIG. 1 is a top, front and left side perspective view of a fluid container showing my new design;
 FIG. 2 is a front elevational view thereof, the rear being identical;
 FIG. 3 is a left side elevational view thereof, the right side being identical;
 FIG. 4 is a top plan view thereof;
 FIG. 5 is a bottom plan view thereof;
 FIG. 6 is a top, front and left side perspective view of a second embodiment of FIG. 1;
 FIG. 7 is a front elevational view of FIG. 6, the rear being a mirror image;
 FIG. 8 is a left side elevational view of FIG. 6;
 FIG. 9 is a right side elevational view of FIG. 6;
 FIG. 10 is a top plan view of FIG. 6; and,
 FIG. 11 is a bottom plan view of FIG. 6.

1 Claim, 6 Drawing Sheets



Des. 425,553

Page 2

U.S. PATENT DOCUMENTS

5,541,631	7/1996	Hasimoto	347/86	5,818,484	10/1998	Lee et al.	347/86
5,583,545	12/1996	Pawlowski, Jr. et al.	347/86	5,825,387	10/1998	Cowger et al.	347/86
5,629,728	5/1997	Karita et al.	347/87	5,852,459	12/1998	Pawlowski, Jr. et al.	347/86
5,646,664	7/1997	Pawlowski, Jr.	347/86	5,856,839	1/1999	Aukstikalnis et al.	347/86
5,691,755	11/1997	Pawlowski, Jr. et al.	347/86	5,856,840	1/1999	Barinaga et al.	347/86
5,734,401	3/1998	Clark et al.	347/86	5,900,896	5/1999	Barinaga et al.	347/86

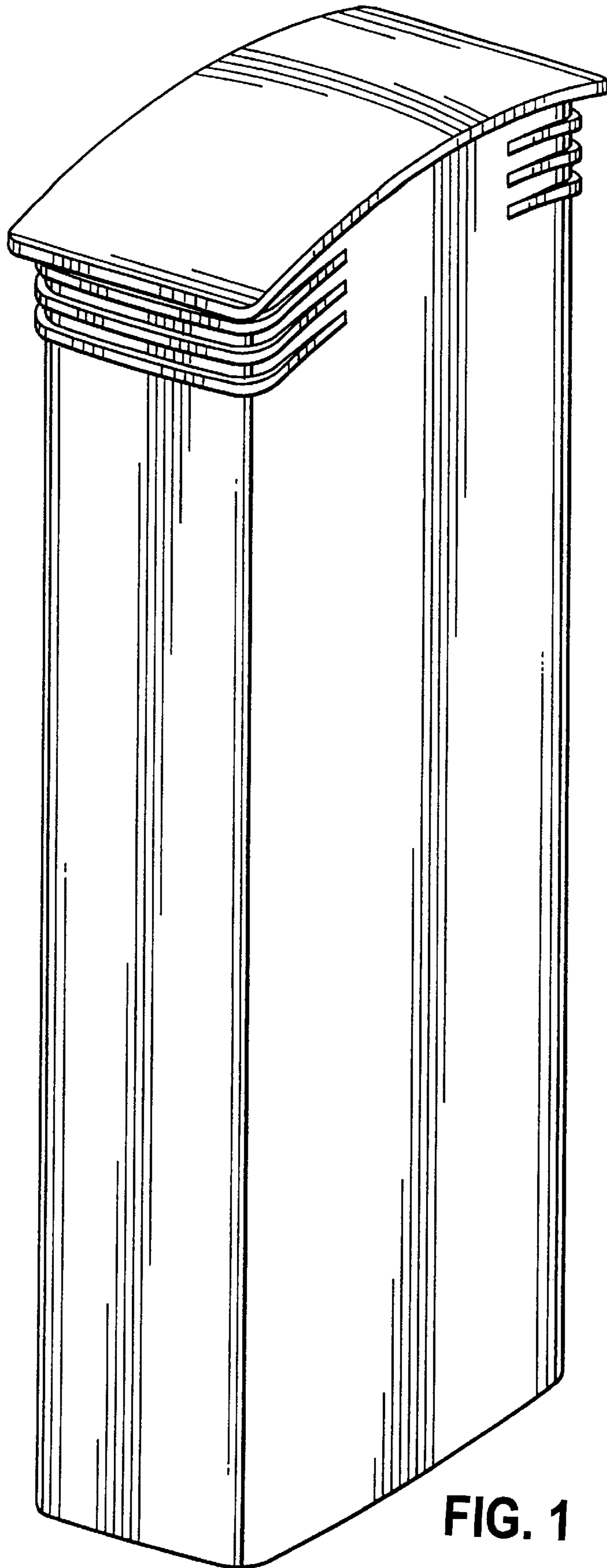


FIG. 1

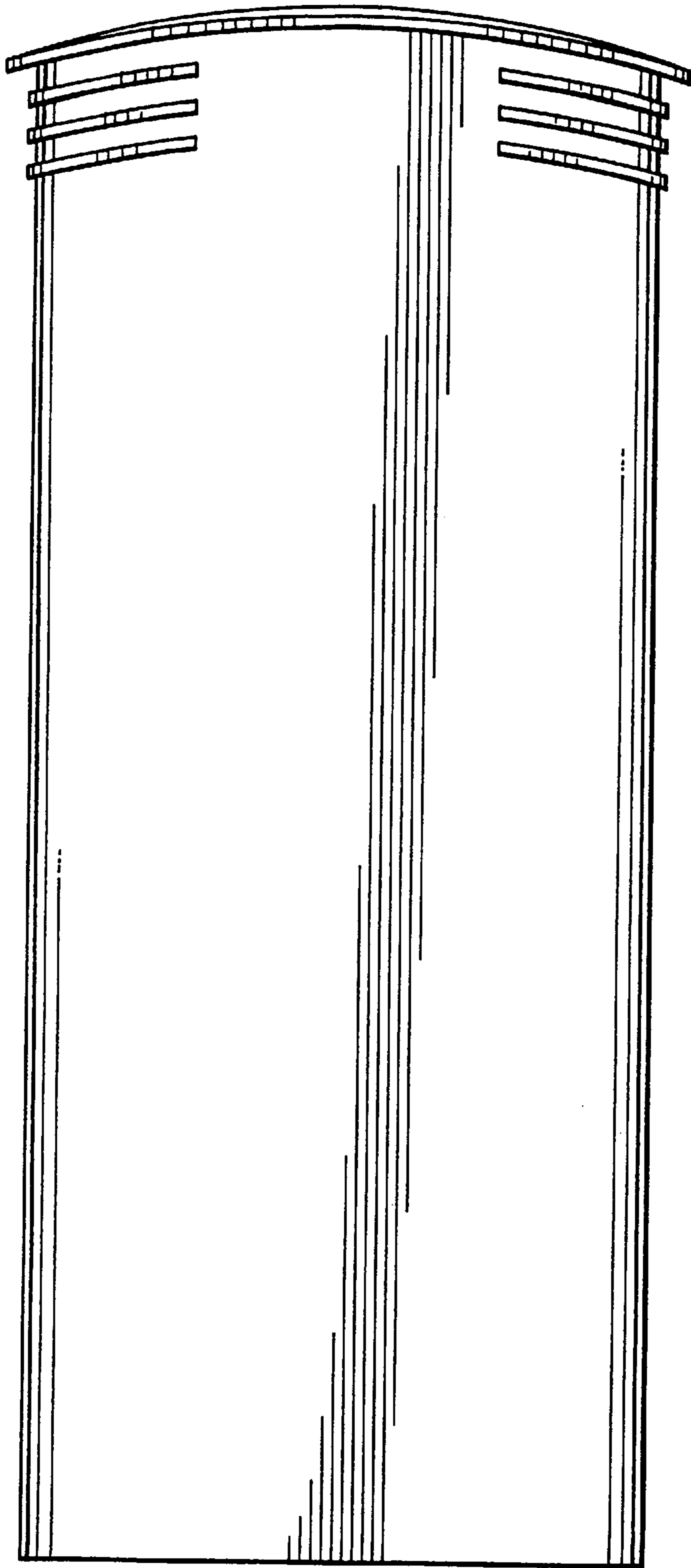


FIG. 2

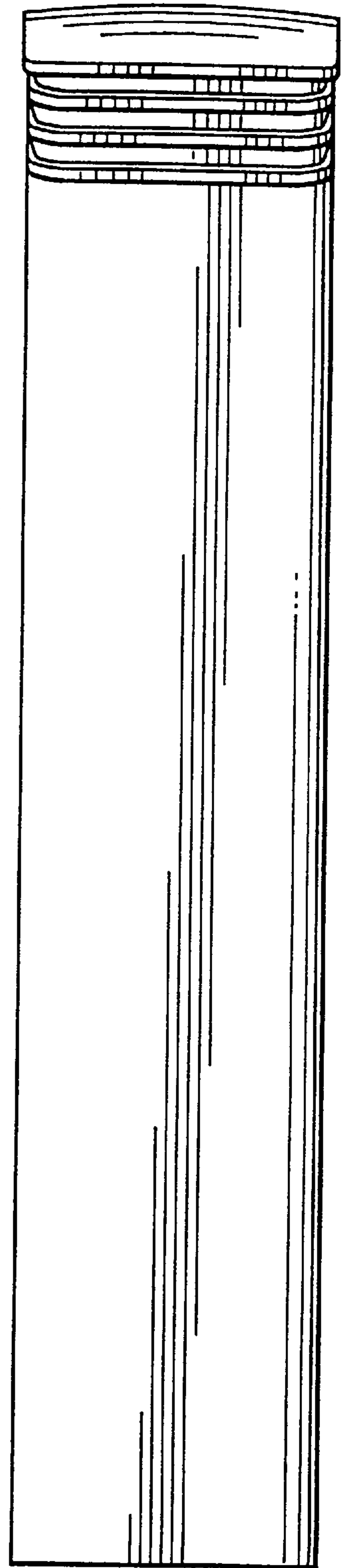


FIG. 3

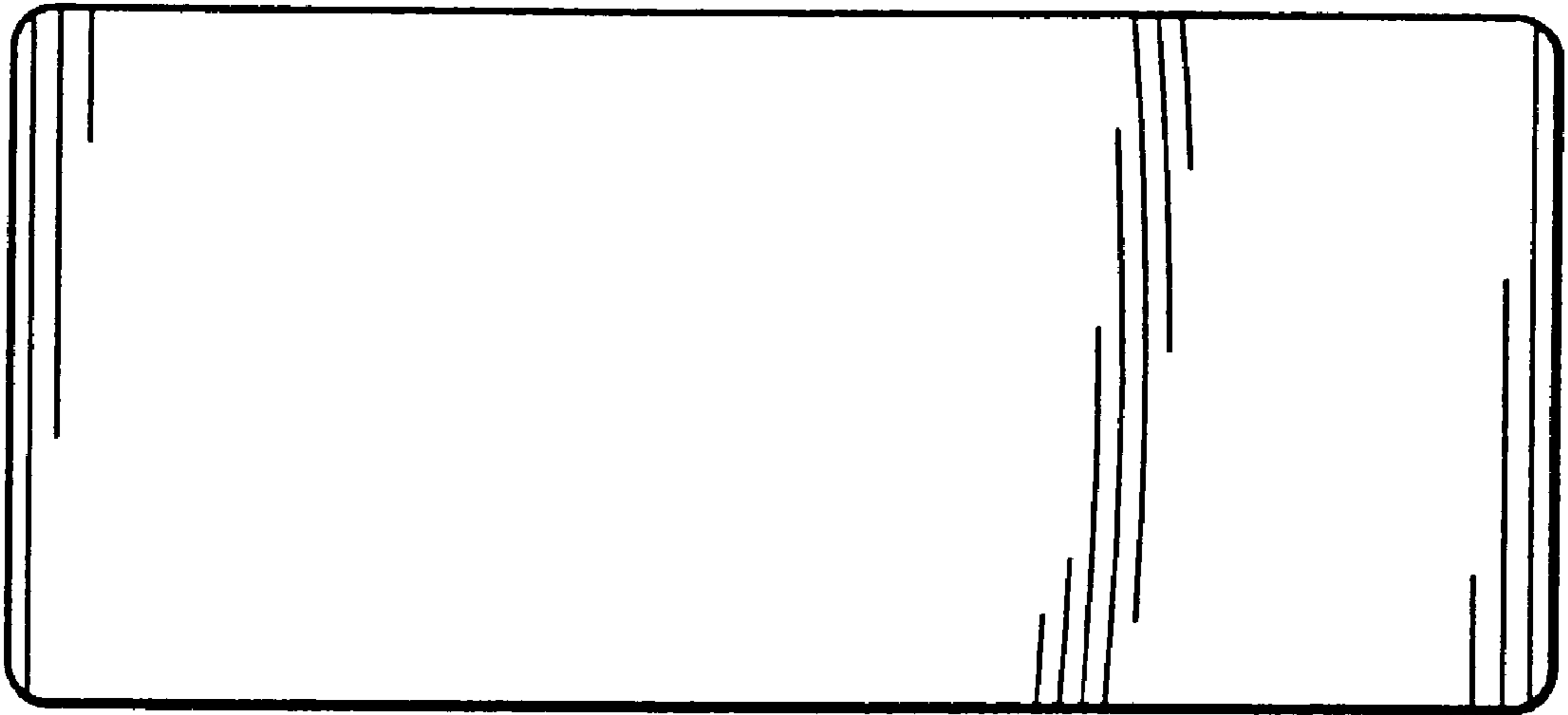


FIG. 4

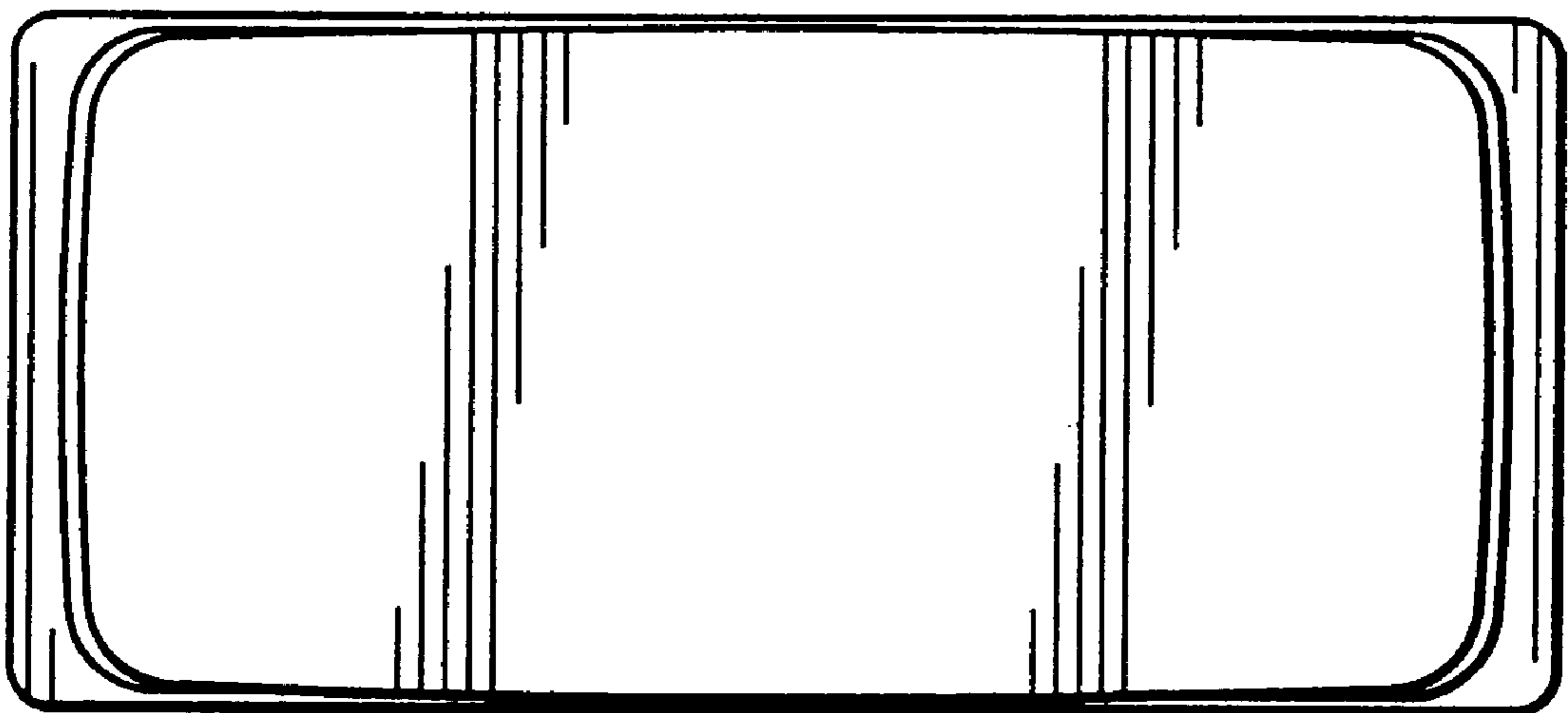


FIG. 5

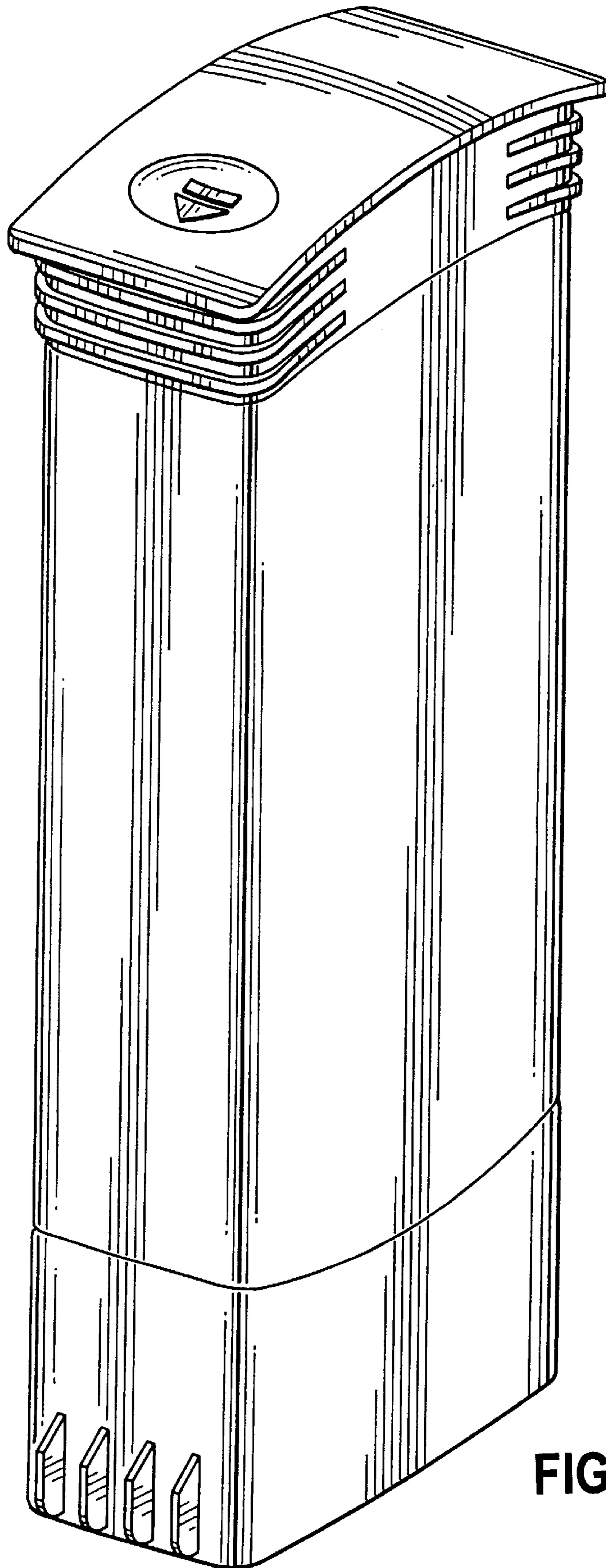


FIG. 6

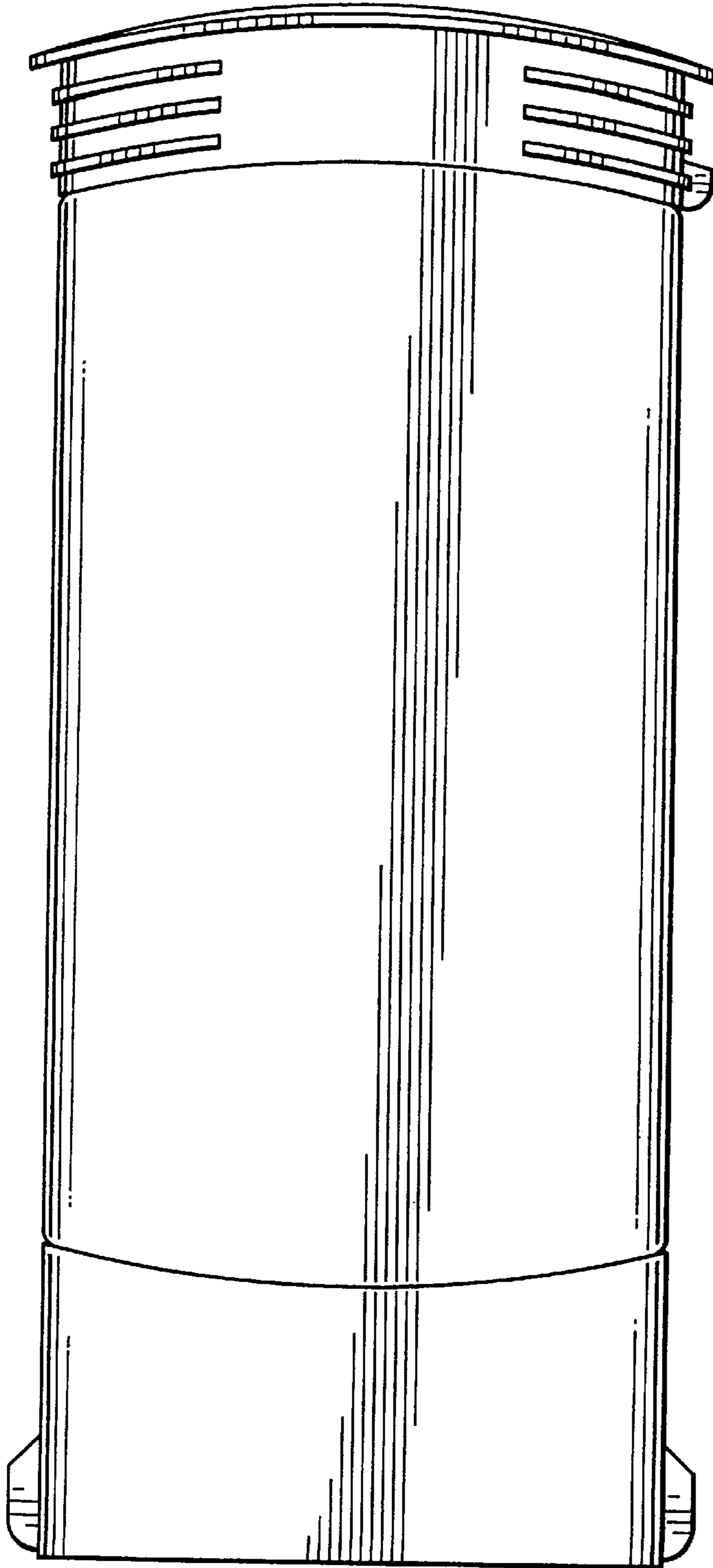


FIG. 7

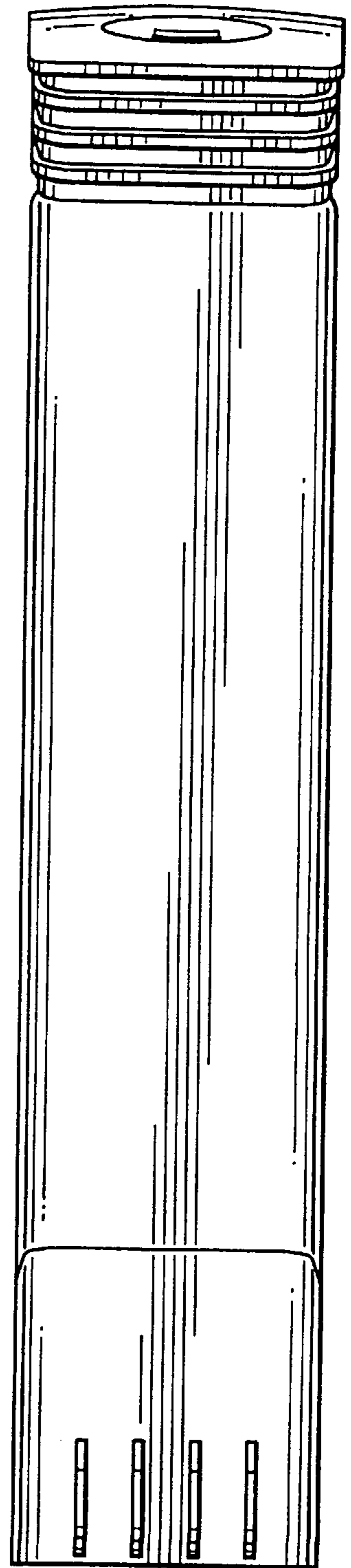


FIG. 8

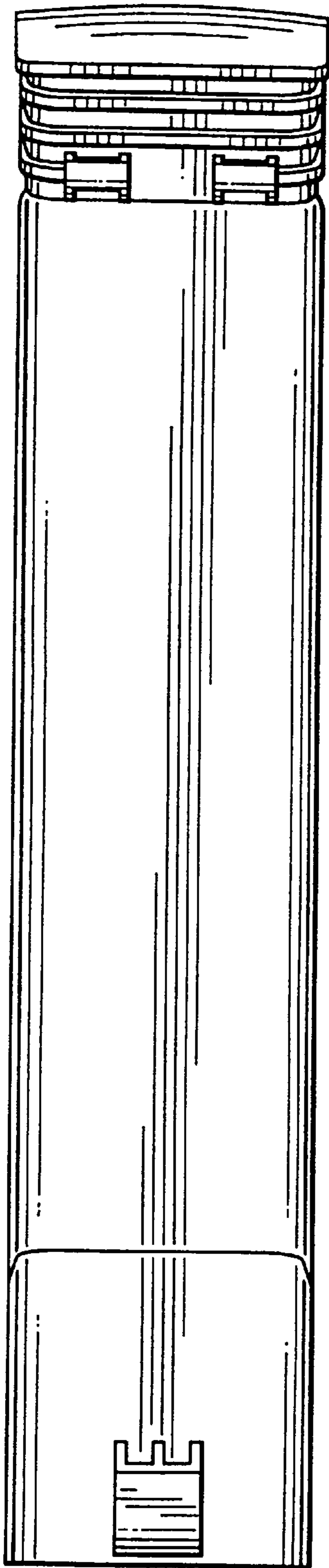


FIG. 9




FIG. 10

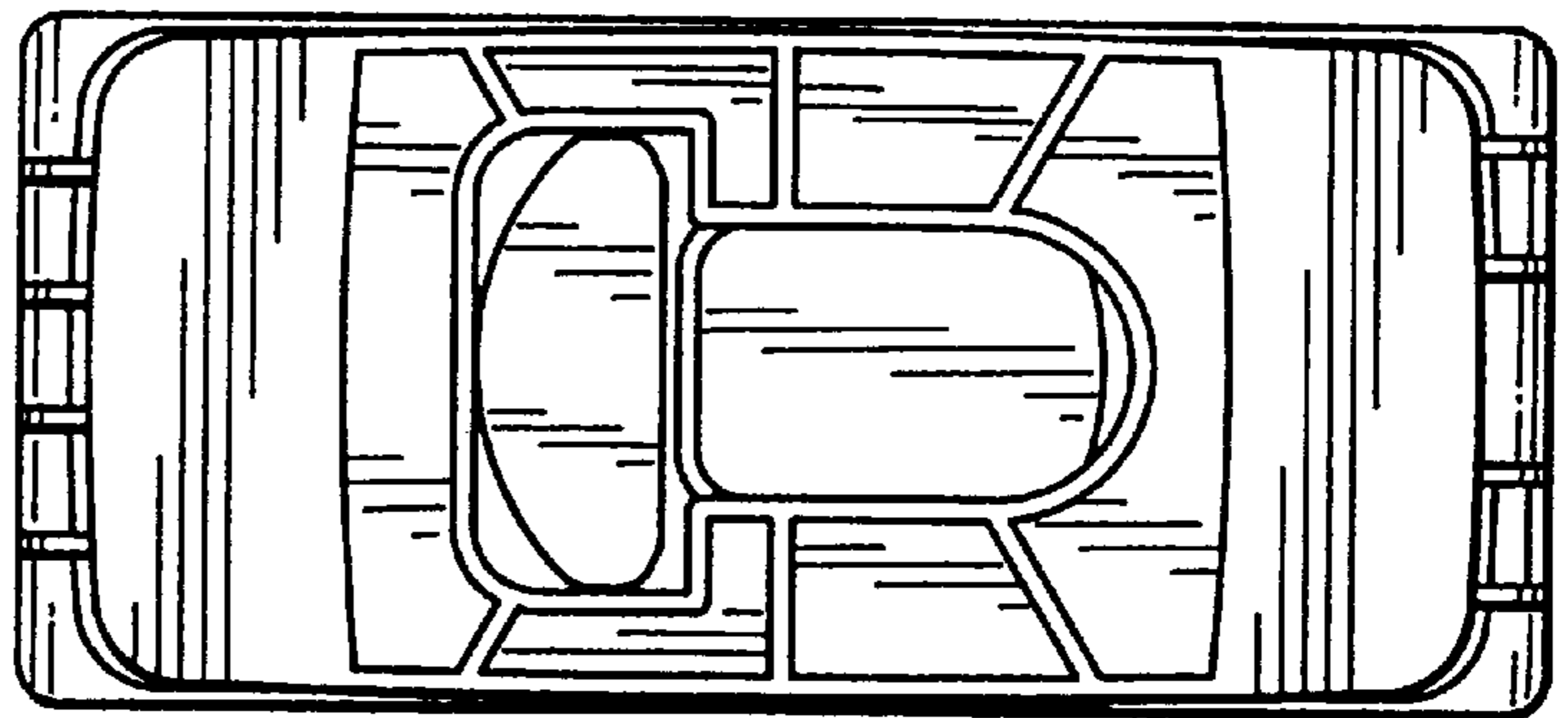


FIG. 11