



US00D425548S

United States Patent [19]
Rellinger

[11] **Patent Number: Des. 425,548**

[45] **Date of Patent: ** May 23, 2000**

[54] **TRIMMER**

[75] Inventor: **Michael Rellinger**, Skokie, Ill.

[73] Assignee: **(Quartet Division) General Binding Corporation**, Skokie, Ill.

[**] Term: **14 Years**

[21] Appl. No.: **29/108,415**

[22] Filed: **Jul. 28, 1999**

[51] **LOC (7) Cl.** **18-04**

[52] **U.S. Cl.** **D18/34**

[58] **Field of Search** D18/34; D19/72;
D15/127, 129, 141; 83/585, 607, 468, 485,
583, 614, 636, 663

[56] **References Cited**

U.S. PATENT DOCUMENTS

D. 319,840	9/1991	Hatsumi et al.	D18/34
D. 379,193	5/1997	Cornell	D18/34
D. 412,931	8/1999	Chan	D18/34
5,802,942	9/1998	Cornell et al.	93/914

Primary Examiner—Louis S. Zarfes

Assistant Examiner—G Andoll

Attorney, Agent, or Firm—Martin Faier; Faier & Faier P.C.

[57] **CLAIM**

The ornamental design for a trimmer, as shown and described.

DESCRIPTION

FIG. 1 is a perspective view of a trimmer embodying the invention.

FIG. 2 is a top view of a trimmer embodying the invention.

FIG. 3 is a bottom view of a trimmer embodying the invention..

FIG. 4 is a side elevational view of the left side of the trimmer embodying the invention, the right side being a mirror image of said left side view.

FIG. 5 is a front elevational view of a trimmer embodying the invention; and,

FIG. 6 is a rear elevational view of a trimmer embodying the invention. .

1 Claim, 1 Drawing Sheet

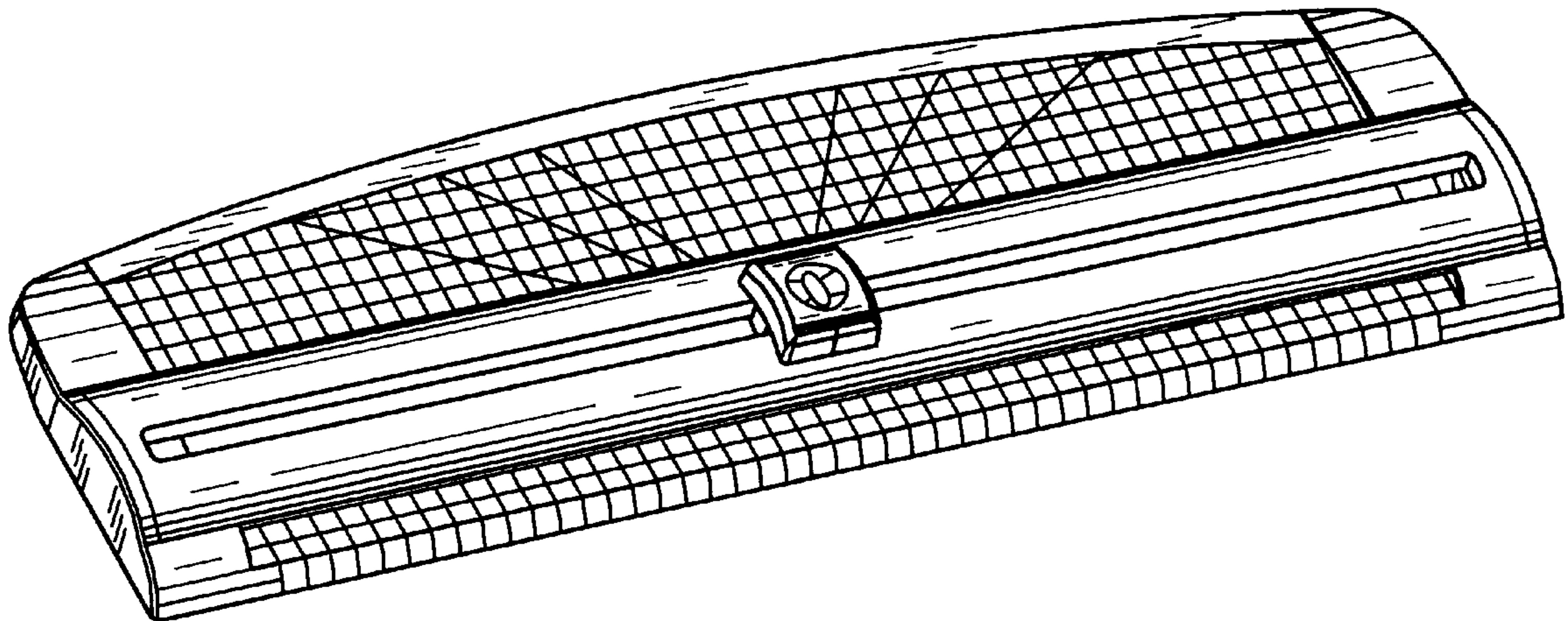


FIG. 1

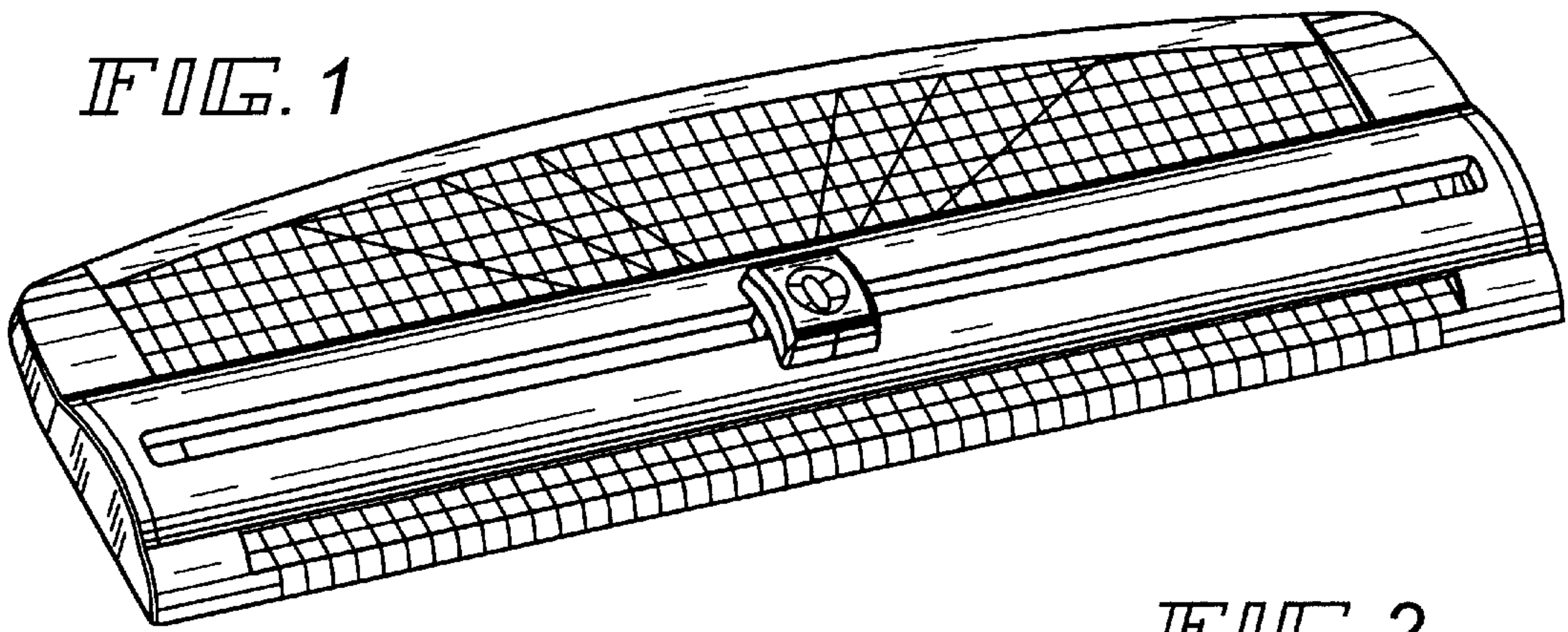


FIG. 2

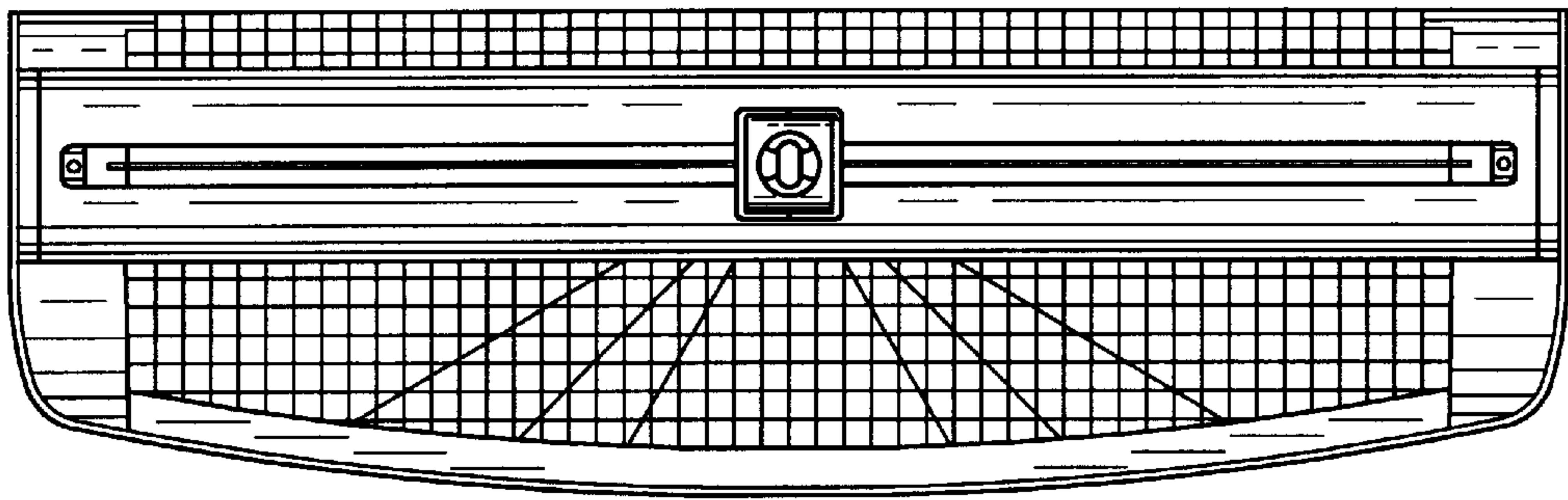


FIG. 3

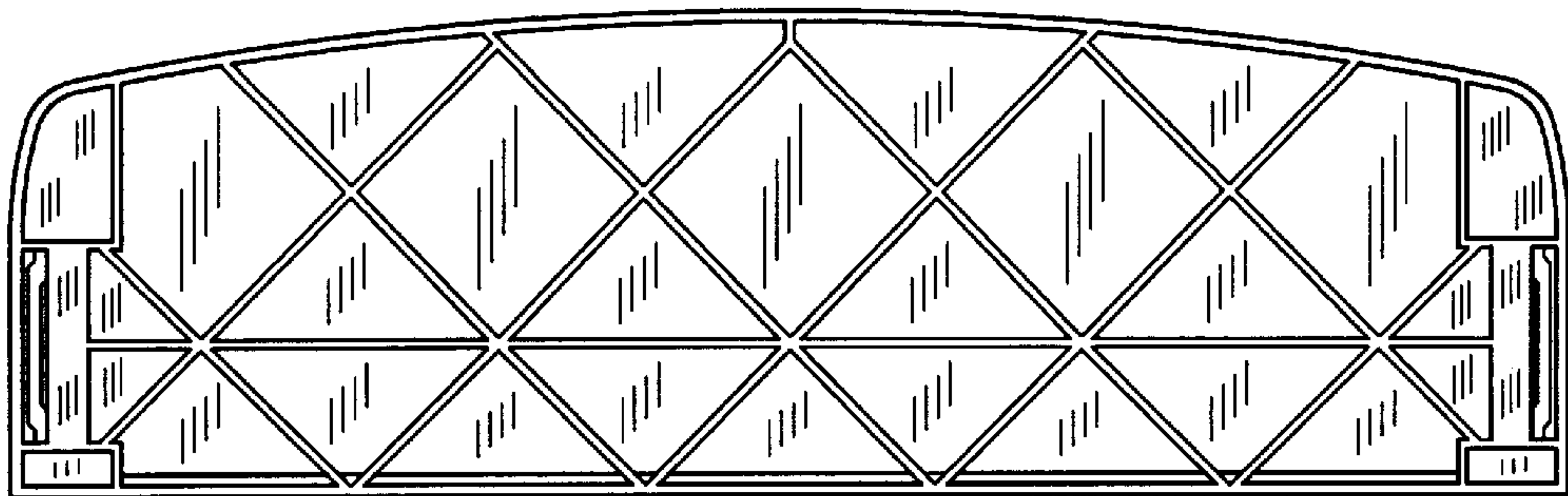


FIG. 4



FIG. 5



FIG. 6

