



US00D425536S

United States Patent [19]

Schelling et al.

[11] **Patent Number: Des. 425,536**

[45] **Date of Patent: ** May 23, 2000**

[54] **REAR COVER LABEL FOR A FLASH CAMERA**

[75] Inventors: **Anna C. Schelling; Douglas H. Pearson**, both of Rochester, N.Y.

[73] Assignee: **Eastman Kodak Company**, Rochester, N.Y.

[**] Term: **14 Years**

[21] Appl. No.: **29/104,380**

[22] Filed: **May 4, 1999**

[51] **LOC (7) Cl.** **16-05**

[52] **U.S. Cl.** **D16/219; D20/22**

[58] **Field of Search** **D16/200-205, D16/208, 209, 216-218, 219, 237; D20/11, 20-27; 40/299; 396/439, 535-541; 206/316.2**

[56] **References Cited**

U.S. PATENT DOCUMENTS

D. 375,512 11/1996 Chapman et al. D16/219

D. 400,901 11/1998 Chapman et al. D16/219
D. 401,259 11/1998 Chapman et al. D16/219
D. 408,430 4/1999 Solomon et al. D16/219
5,350,062 9/1994 Takiguchi et al. 206/316.2

Primary Examiner—Adir Aronovich
Attorney, Agent, or Firm—Roger A. Fields

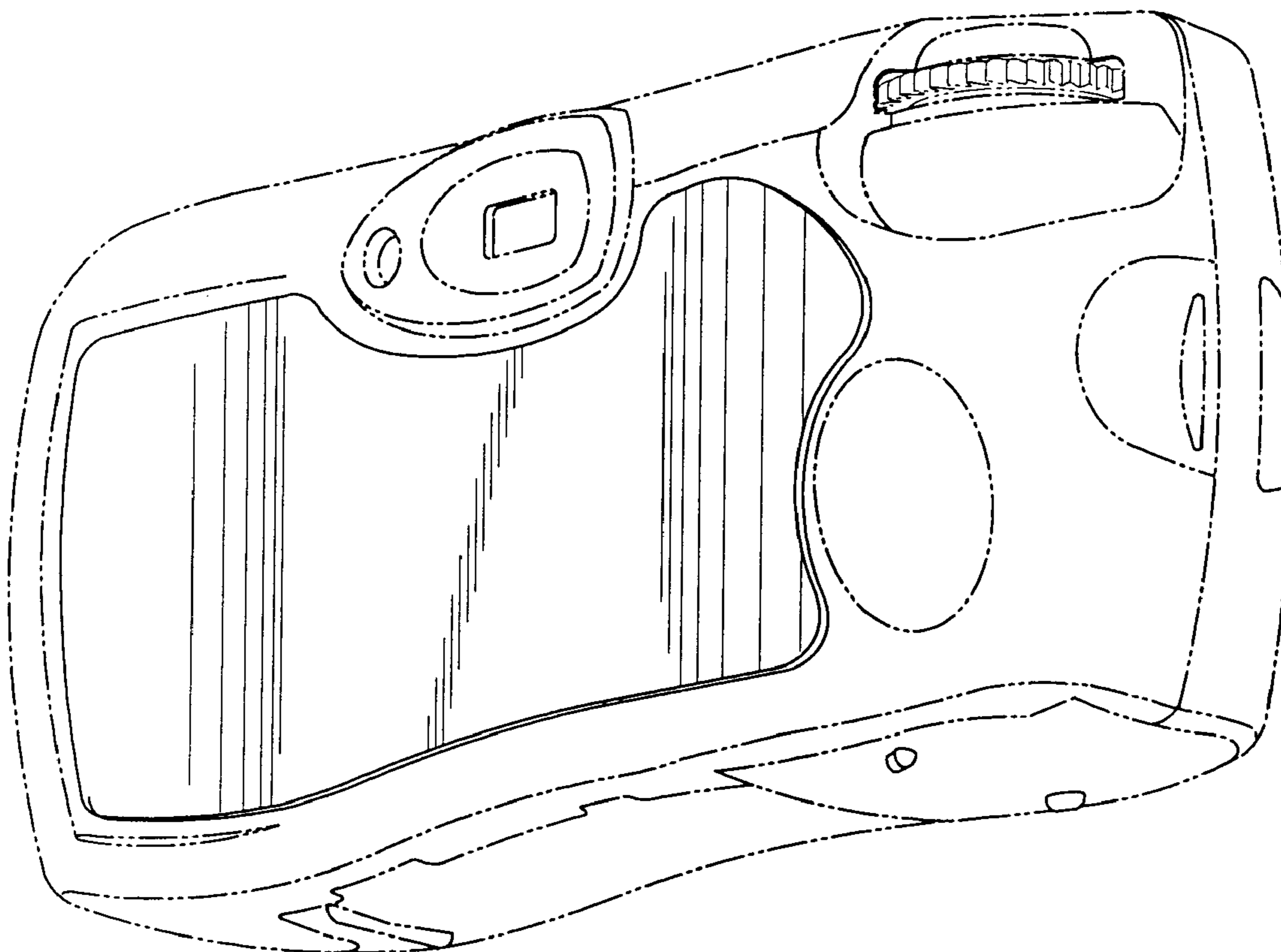
[57] **CLAIM**

The ornamental design for a rear cover label for a flash camera, as shown and described.

DESCRIPTION

FIG. 1 is a front perspective view of a rear cover label for a flash camera, showing our new design, the broken line showing of a flash camera is for illustrative purposes only and forms no part of the claimed design; FIG. 2 is a front elevation view of the rear cover label; FIG. 3 is a top plan view thereof; FIG. 4 is a bottom plan view thereof; FIG. 5 is a right-side elevation view thereof; and, FIG. 6 is a left-side elevation view thereof.

1 Claim, 2 Drawing Sheets



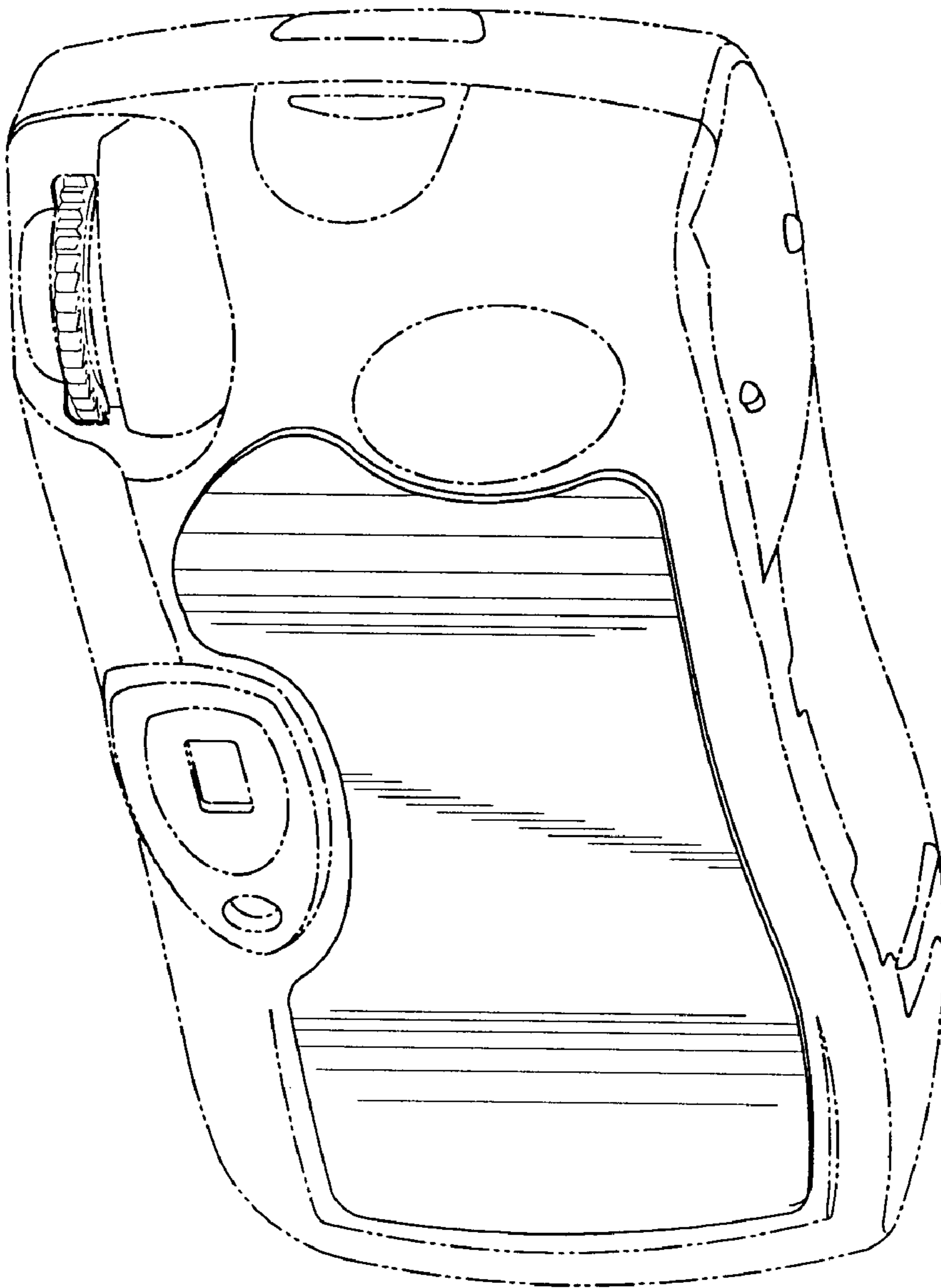


FIG. 1



FIG. 3

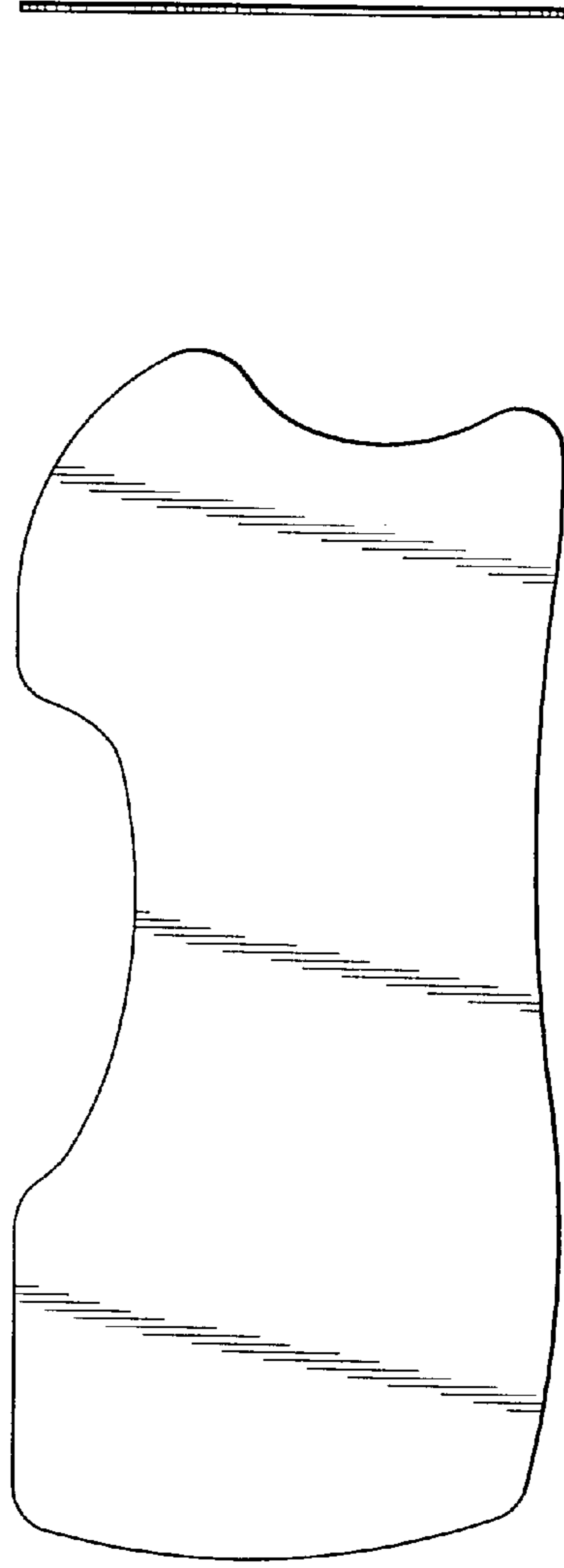


FIG. 6

FIG. 2

FIG. 5



FIG. 4