



US00D425503S

# United States Patent [19]

Nagele et al.

[11] **Patent Number: Des. 425,503**

[45] **Date of Patent: \*\* May 23, 2000**

## [54] **RADIOTELEPHONE HOUSING**

[75] Inventors: **Albert Leo Nagele**, Wilmette; **Brian Jon Hassemer**, Gurnee; **Scott Robert Wilcox**, Palatine; **Mark Daniel Janninck**, Elmhurst, all of Ill.

[73] Assignee: **Motorola, Inc.**, Schaumburg, Ill.

[\*\*] Term: **14 Years**

[21] Appl. No.: **29/114,192**

[22] Filed: **Nov. 19, 1999**

### **Related U.S. Application Data**

[60] Division of application No. 29/084,018, Feb. 23, 1998, which is a continuation-in-part of application No. 29/078,010, Oct. 15, 1997, abandoned.

[51] **LOC (7) Cl.** ..... **14-03**

[52] **U.S. Cl.** ..... **D14/138**

[58] **Field of Search** ..... D14/137, 138, D14/147-148, 247-248, 250, 240, 140-142; 379/433, 434, 419, 420, 428, 440; 455/550-575, 90

### [56] **References Cited**

#### **U.S. PATENT DOCUMENTS**

- D. 297,735 9/1988 Soren et al. .
- D. 300,742 4/1989 Soren et al. .
- D. 300,827 4/1989 Soren et al. .

(List continued on next page.)

#### **FOREIGN PATENT DOCUMENTS**

- 612 420 11/1983 Japan .
- 754 981 2/1989 Japan .
- 2-274046 11/1990 Japan ..... H04M 1/02
- 848 974 10/1992 Japan .
- 849 173 10/1992 Japan .
- 6-152459 5/1994 Japan ..... H04B 1/38

### **OTHER PUBLICATIONS**

NTT DoCoMo, Digital MoVa, 9600bps Hyper Phone advertisement, Jun. 1995.

NTT DoCoMo, Digital MoVa phone advertisement, Apr. 1994.

*Primary Examiner*—Jeffrey Asch

*Attorney, Agent, or Firm*—John J. King; Daniel R. Collopy

### [57] **CLAIM**

The ornamental design for a radiotelephone housing, as shown and described.

### **DESCRIPTION**

FIG. 1 is a front, top, and left side perspective view showing of our new design for a radiotelephone housing in an open position.

FIG. 2 is a front, top, and left side perspective view showing a second embodiment of our radiotelephone housing of FIG. 1 in a closed position.

FIG. 3 is a front, top and left side perspective view showing the radiotelephone housing of FIG. 2 is an open position.

FIG. 4 is a rear elevation view thereof.

FIG. 5 is a right side elevational view thereof.

FIG. 6 is a bottom plan view.

FIG. 7 is a front, top, and left side perspective view showing a third embodiment of our new design for a radiotelephone housing in a closed position.

FIG. 8 is a front, top, and left side perspective view showing the radiotelephone housing of FIG. 7 is an open position.

FIG. 9 is a rear elevation view thereof.

FIG. 10 is a right side elevation view thereof.

FIG. 11 is a bottom plan view thereof.

FIG. 12 is a front, top, and left side perspective view showing a fourth embodiment of our new design for a radiotelephone housing in a closed position.

FIG. 13 is a front, top, and left side perspective view showing the radiotelephone housing of FIG. 12 in an open position.


FIG. 14 is a rear elevation view thereof.

FIG. 15 is a right side elevation view thereof; and,

FIG. 16 is a bottom plan view thereof.

The broken line matter in the drawings is for illustrative purposes only and forms no part of the claimed design.

**1 Claim, 7 Drawing Sheets**

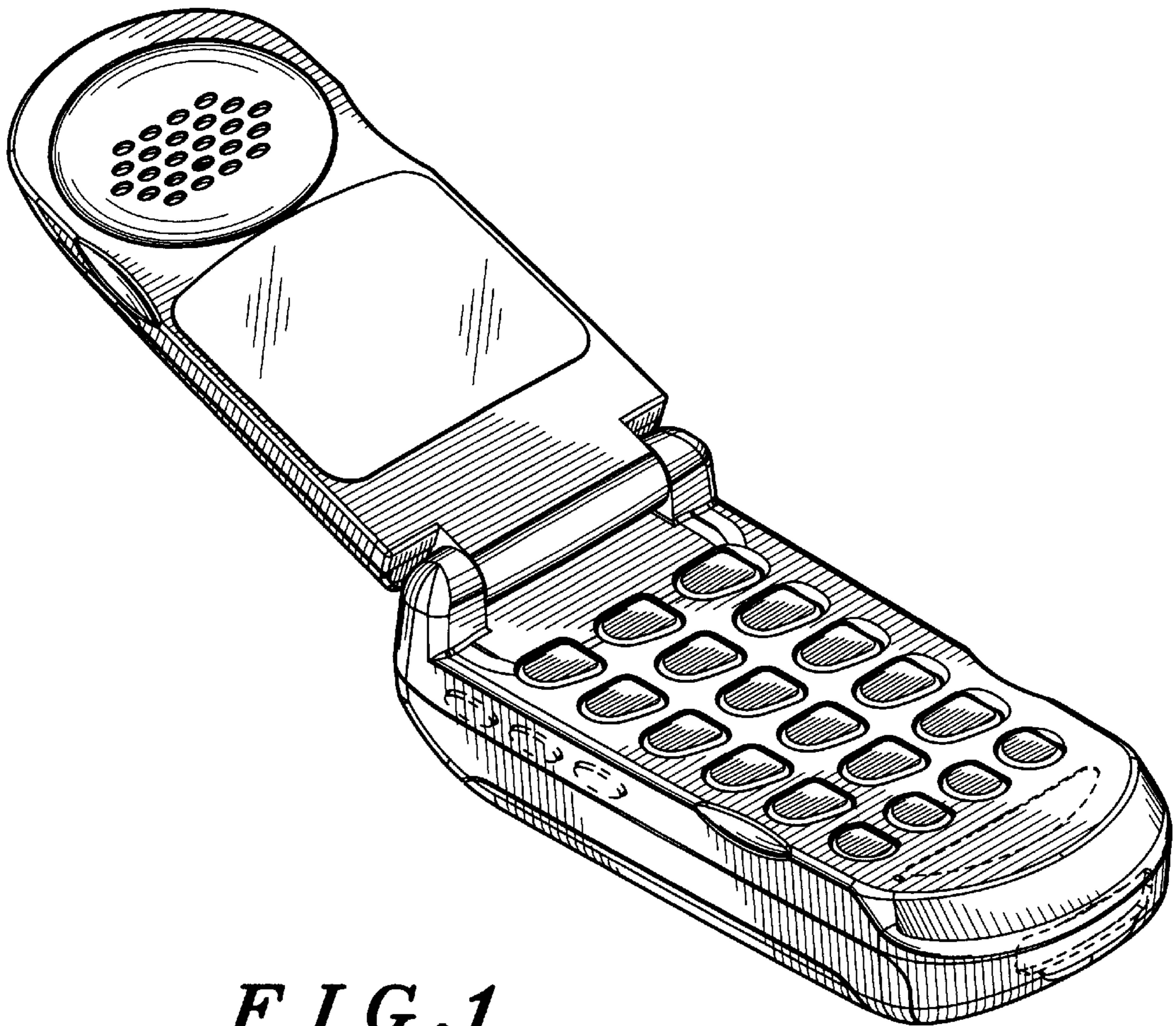


# Des. 425,503

Page 2

## U.S. PATENT DOCUMENTS

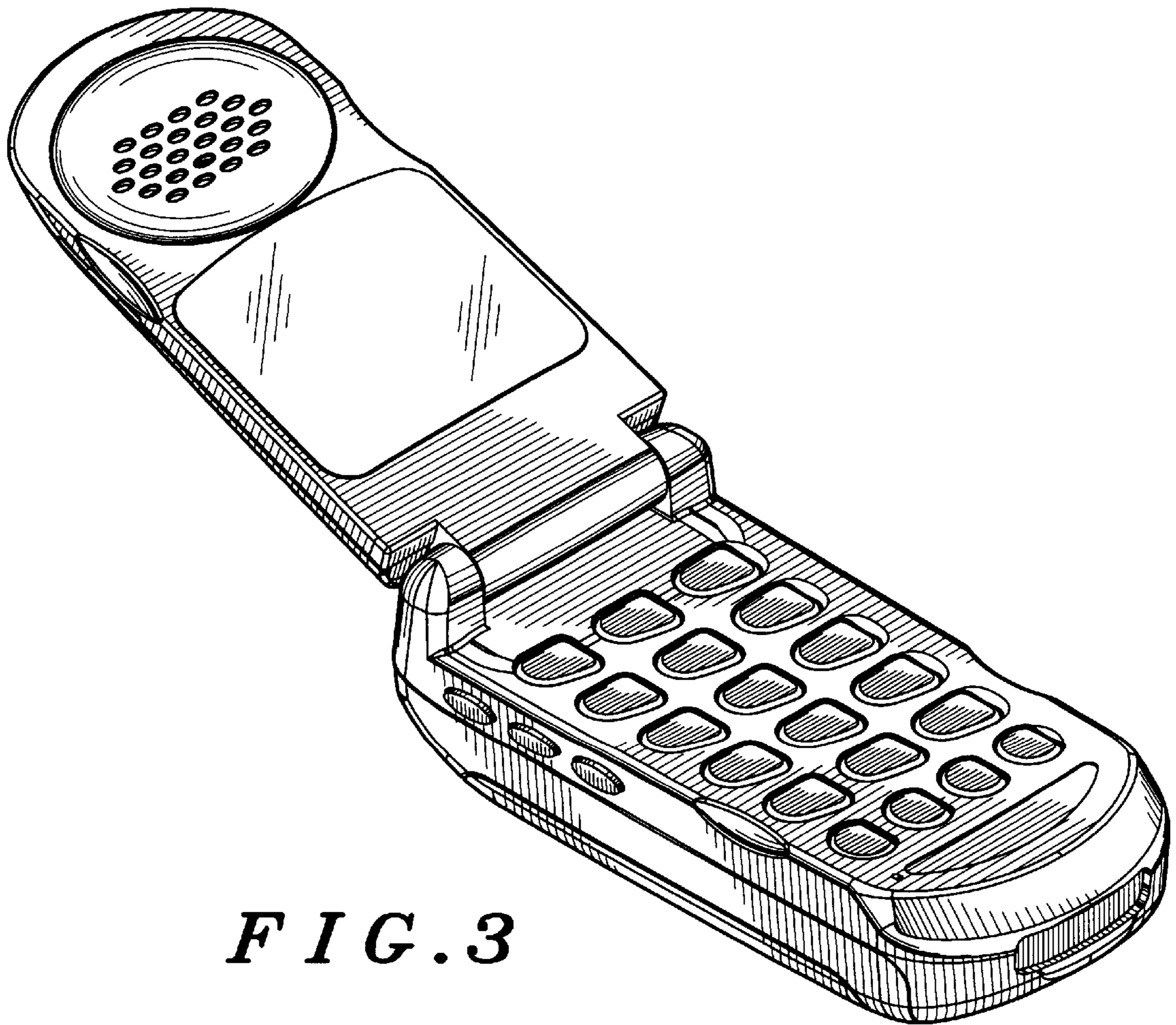
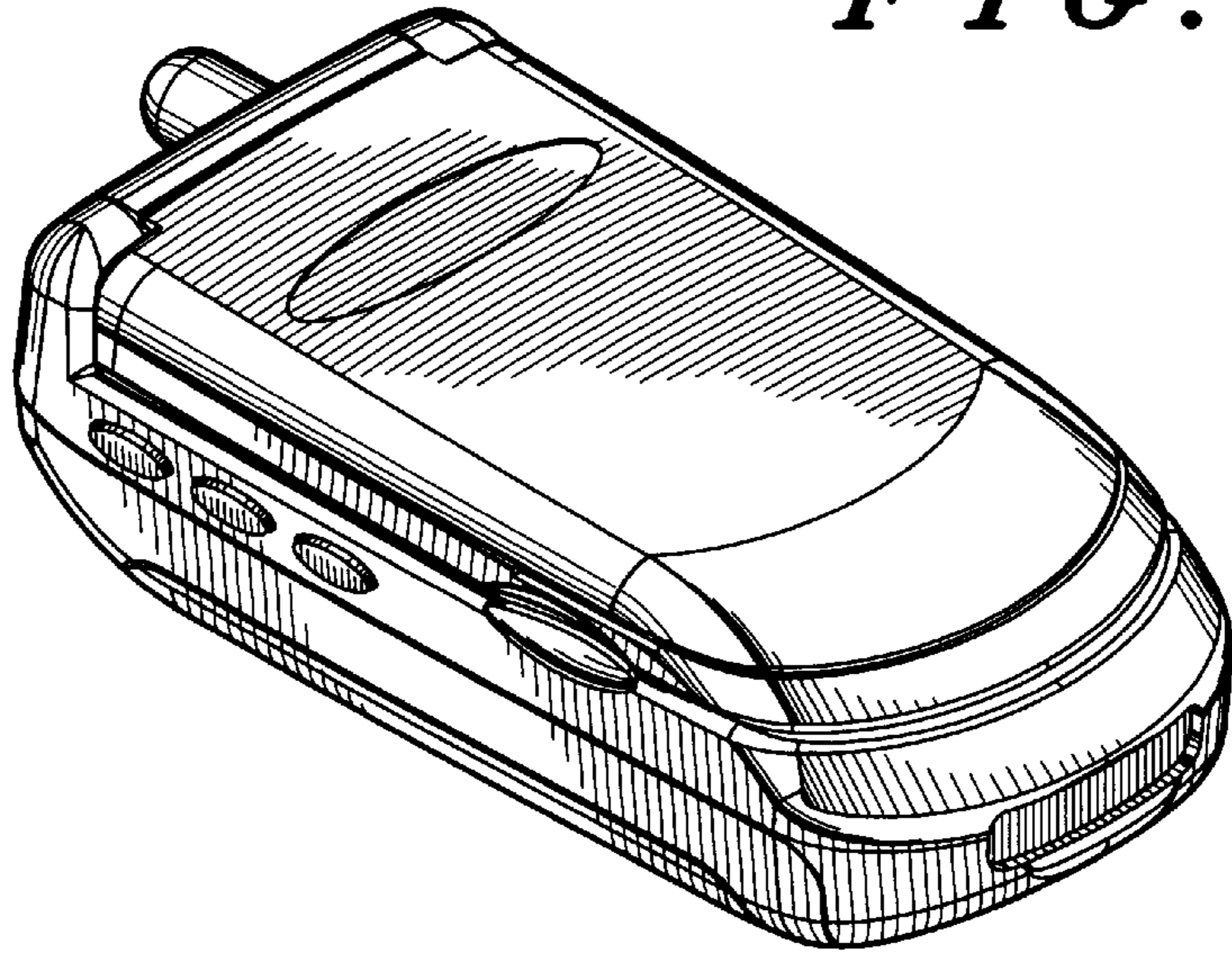
D. 304,189	10/1989	Nagele et al. .	D. 393,856	4/1998	Lee et al. ....	D14/138
D. 305,427	1/1990	Soren et al. .	D. 405,081	2/1999	Nagele et al. ....	D14/138
D. 318,050	7/1991	Elbaz et al. .	D. 406,586	3/1999	Nagele et al. ....	D14/138
D. 321,349	11/1991	Colida .	D. 408,030	4/1999	Richards et al. ....	D14/138
D. 325,028	3/1992	Nagele et al. .	D. 408,402	4/1999	Shimelfarb et al. ....	379/433 X
D. 325,029	3/1992	Nagele et al. .	D. 415,152	10/1999	Koo .....	D14/138
D. 326,092	5/1992	Kikuchi et al. .	D. 418,504	1/2000	Frye et al. ....	D14/138
D. 327,062	6/1992	Taylor et al. .	D. 419,155	1/2000	Nagele et al. ....	D14/138
D. 334,746	4/1993	Novak .	D. 419,991	2/2000	Park .....	D14/138
D. 336,087	6/1993	Siddoway et al. .	4,926,474	5/1990	Marks .	
D. 340,711	10/1993	Nagele et al. .	5,027,394	6/1991	Ono et al. .	
D. 342,248	12/1993	Nagele et al. .	5,260,998	11/1993	Takagi .	
D. 343,615	1/1994	Taylor .	5,628,089	5/1997	Wilcox et al. ....	379/433 X
D. 343,616	1/1994	Nagele et al. .	5,815,570	9/1998	Hannon et al. ....	379/428
D. 343,835	2/1994	Nagele et al. .	5,832,080	11/1998	Beutler et al. ....	379/433
D. 345,356	3/1994	Ando et al. .	5,857,148	1/1999	Weissappel et al. ....	455/90
D. 347,221	5/1994	Siddoway .	5,923,751	7/1999	Ohtsuka et al. ....	379/433
D. 352,503	11/1994	Nagele .	5,933,330	8/1999	Beutler et al. ....	361/814
D. 359,734	6/1995	Nagele et al. .	5,953,413	9/1999	Peyer et al. ....	379/433
D. 369,598	5/1996	Nagele et al. .	5,966,671	10/1999	Mitchell et al. ....	455/575
D. 385,873	11/1997	Nagele et al. ....	5,987,122	11/1999	Daffara et al. ....	379/433
			5,999,832	12/1999	Vannatta et al. ....	455/575
			6,011,699	1/2000	Murray et al. ....	361/814
			6,018,671	1/2000	Bremer .....	455/567



*FIG. 1*

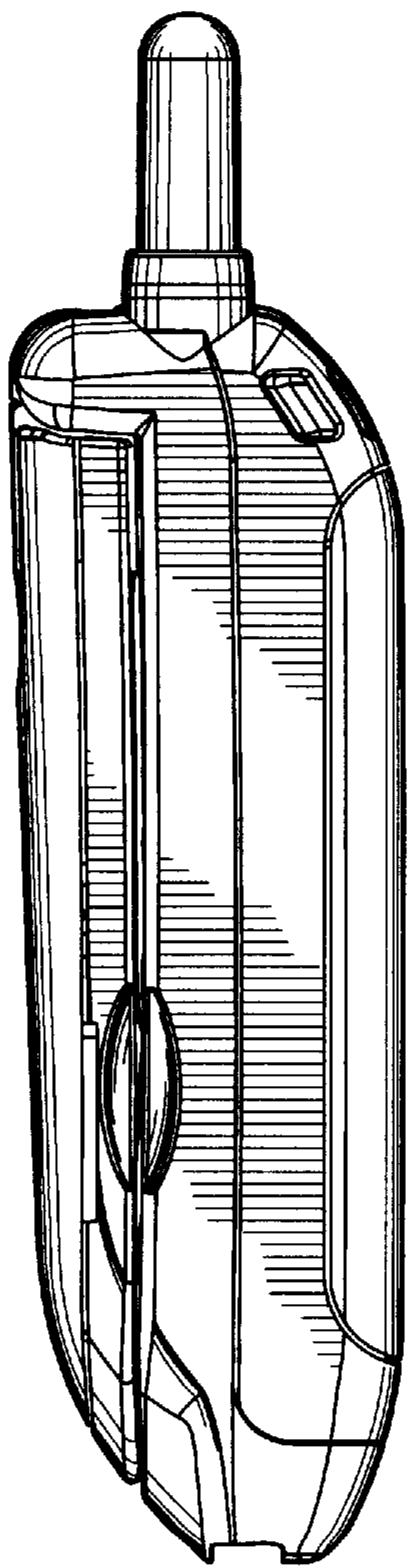
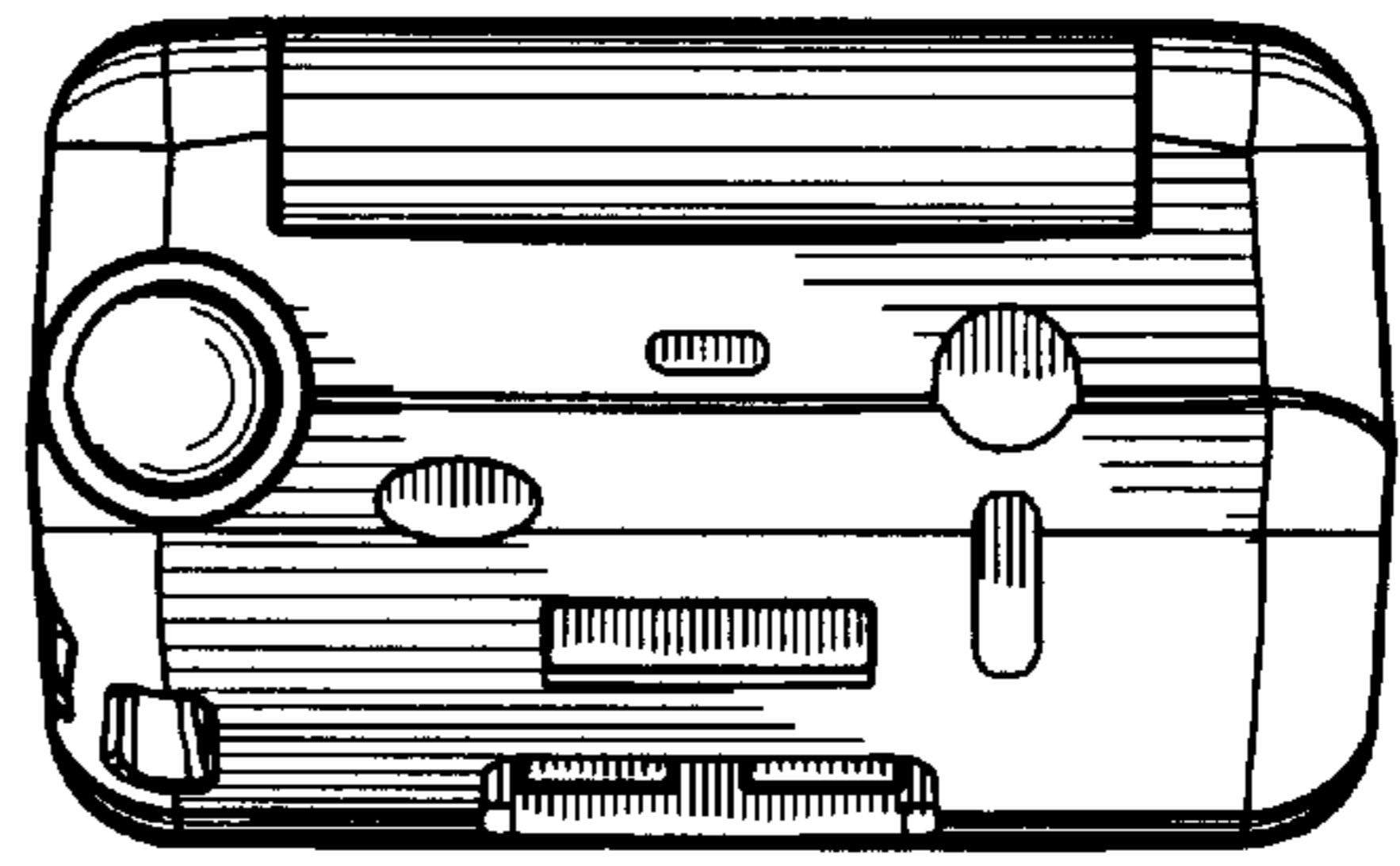


*FIG. 2*

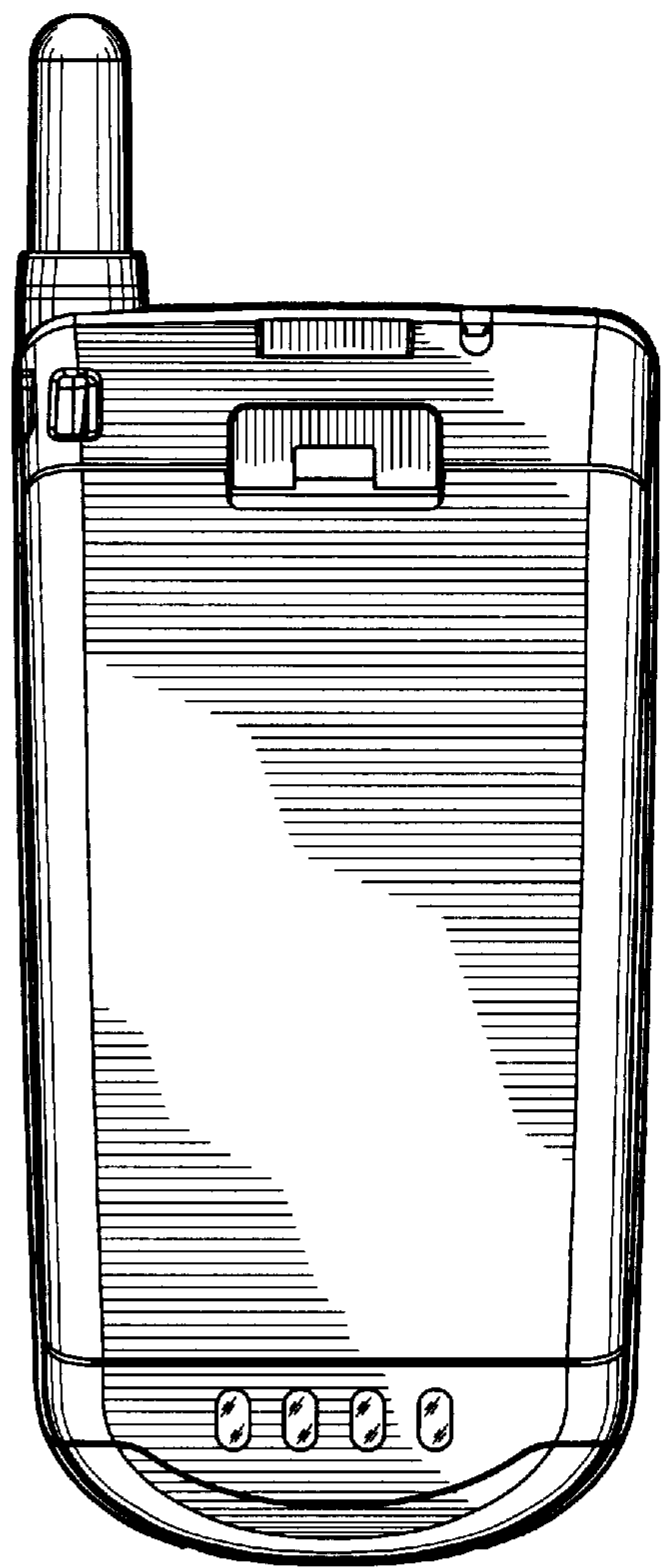


*FIG. 3*

*FIG. 4*



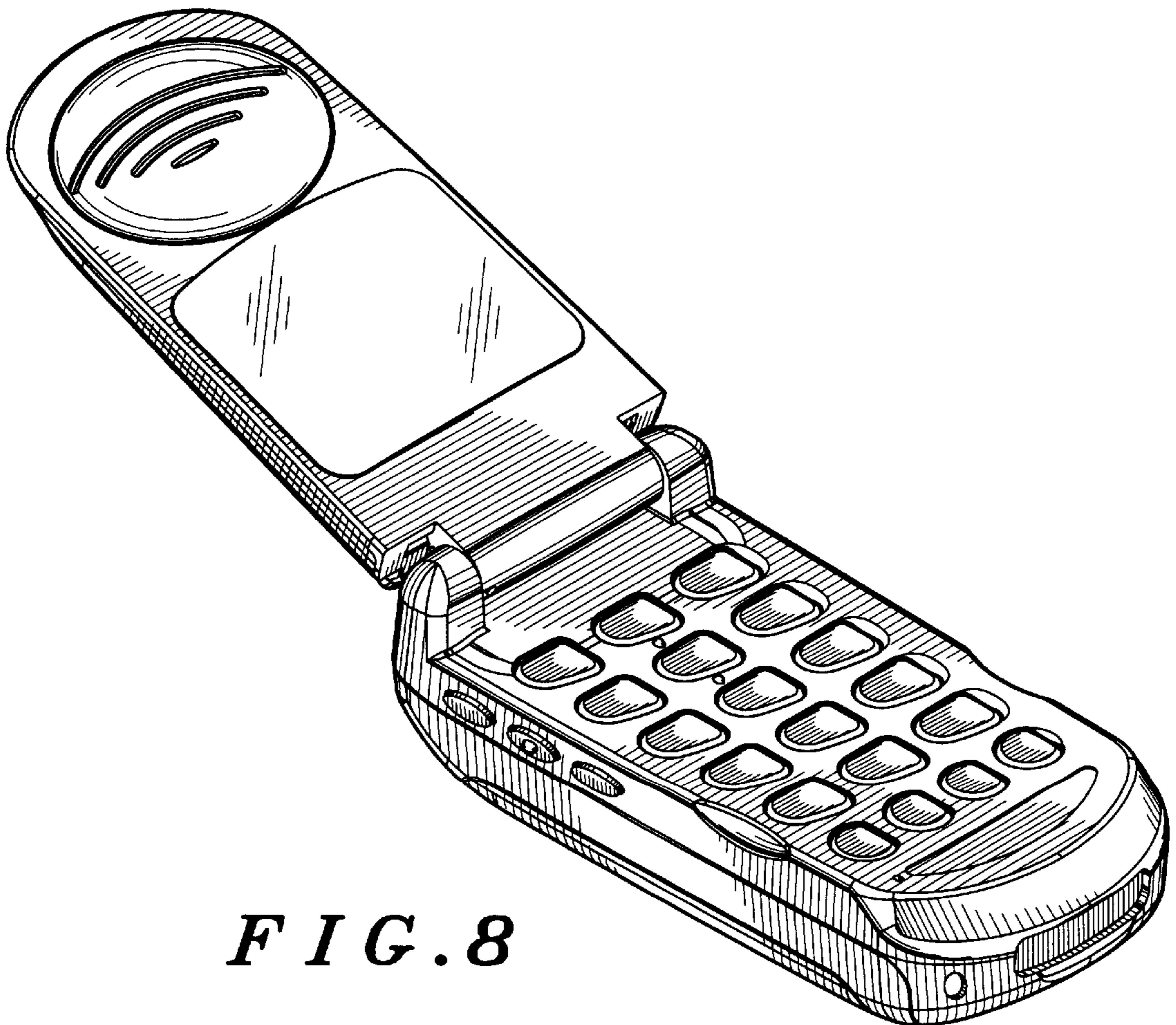
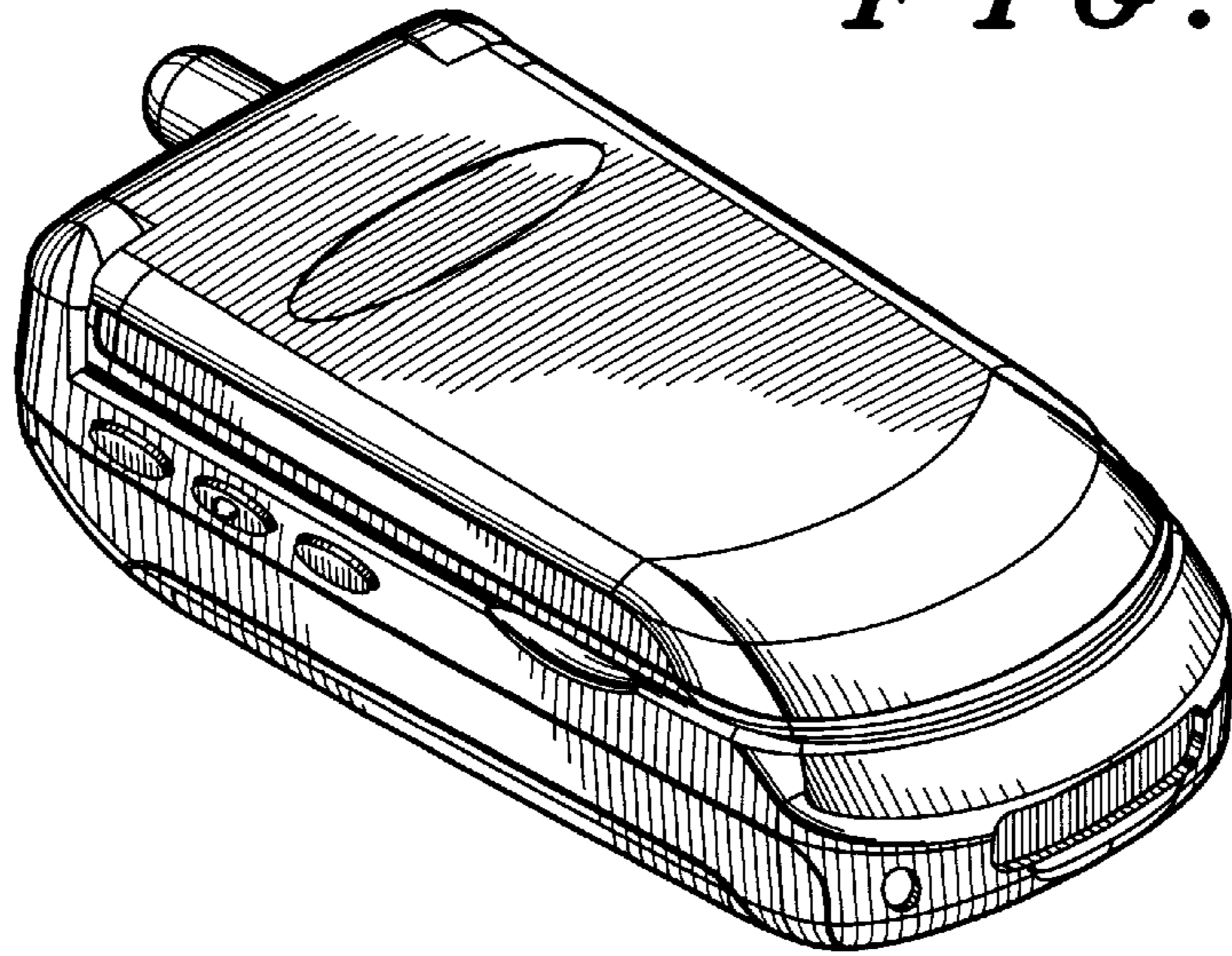
*FIG. 5*



*FIG. 6*

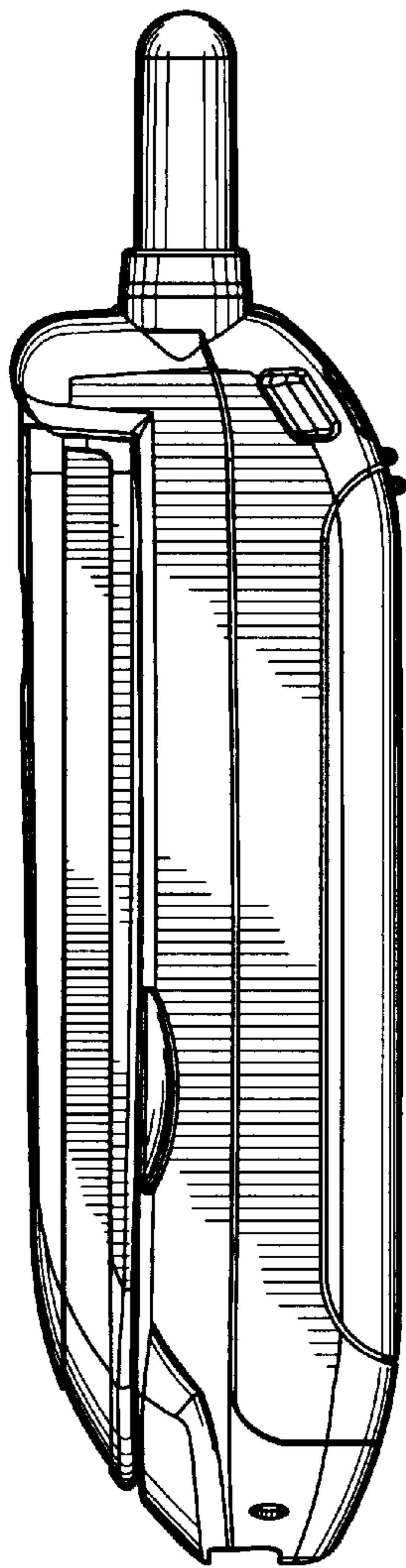
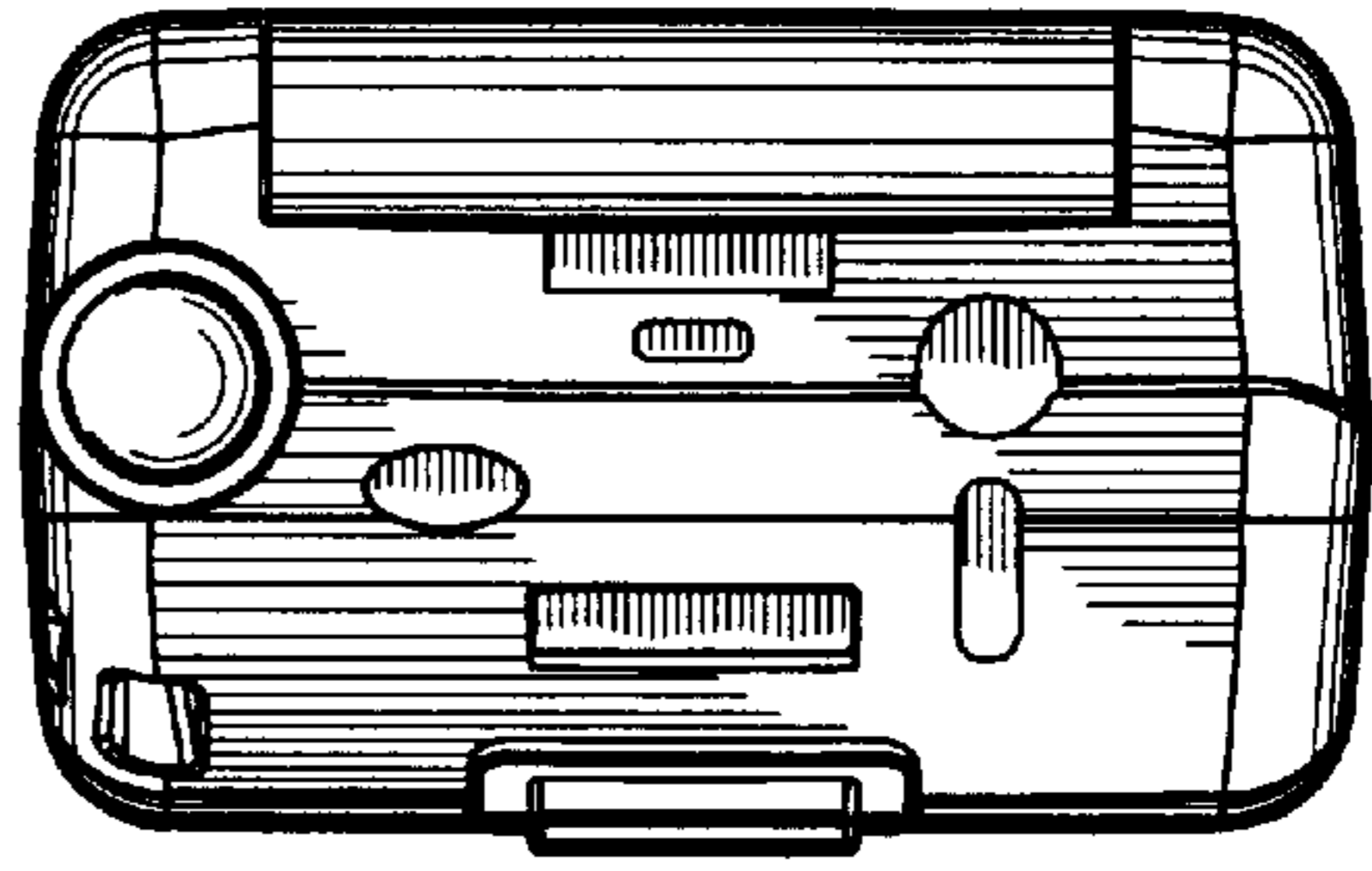


*FIG. 7*




*FIG. 8*

*FIG. 9*



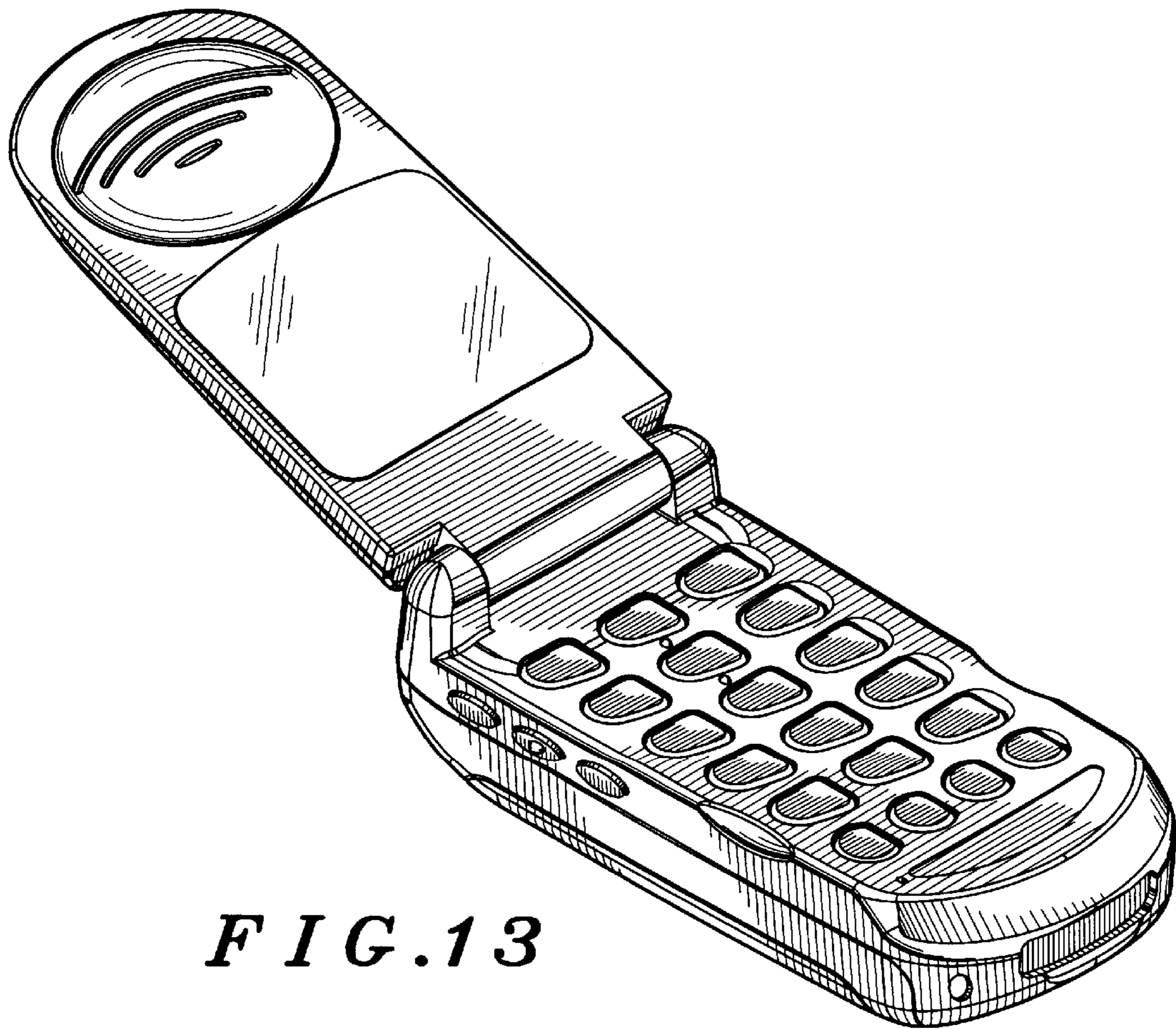
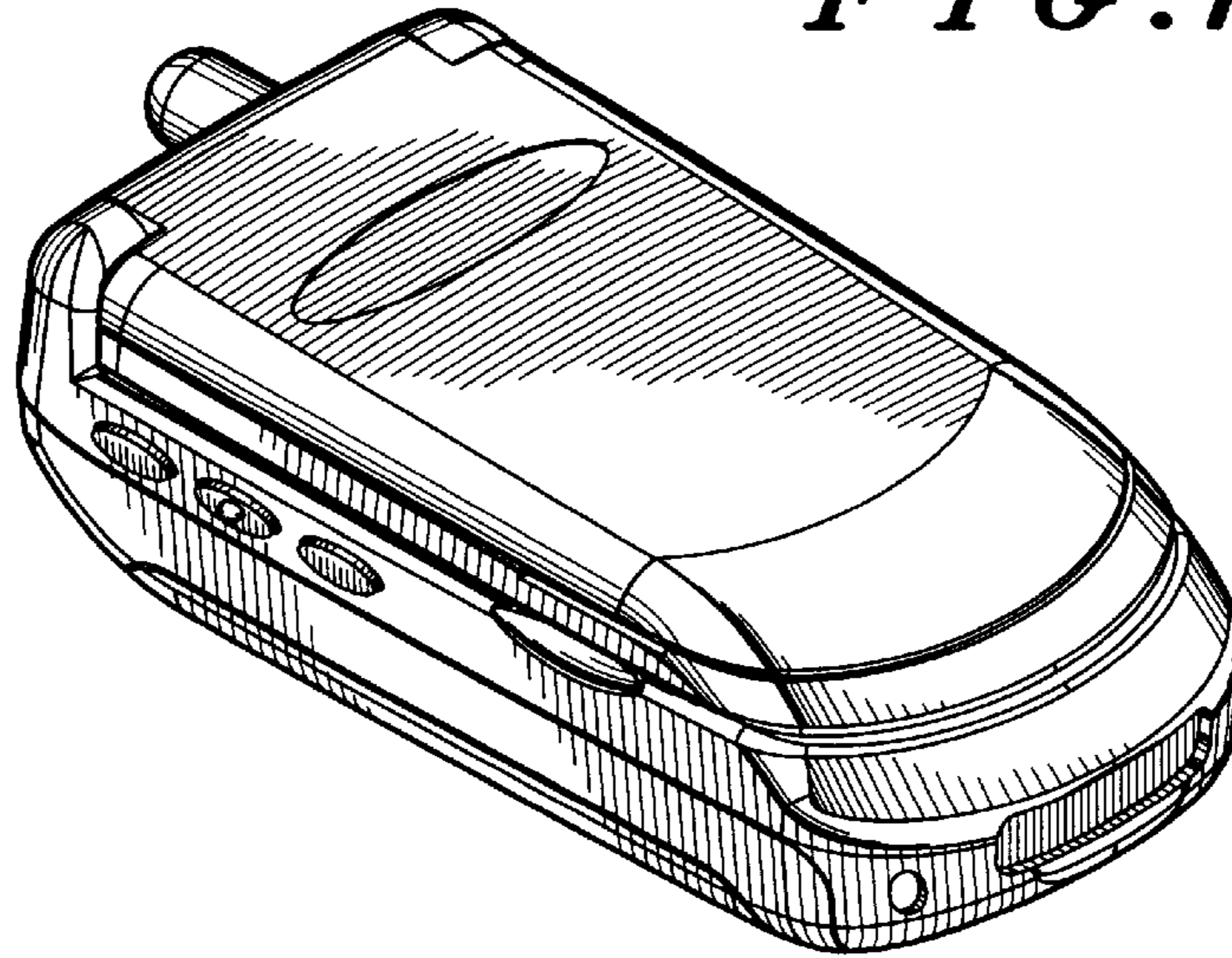
*FIG. 10*



*FIG. 11*



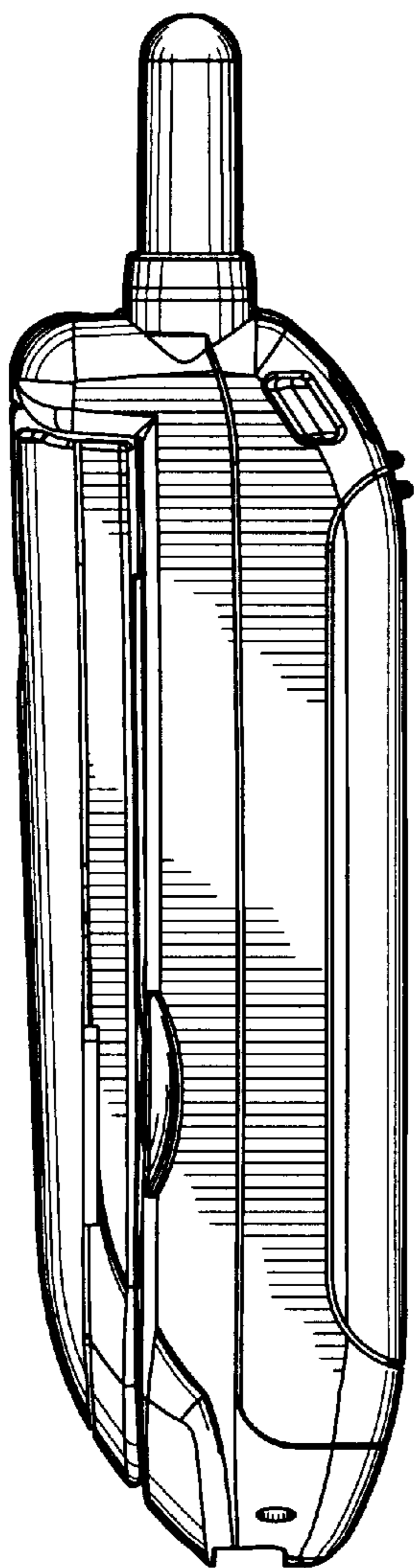
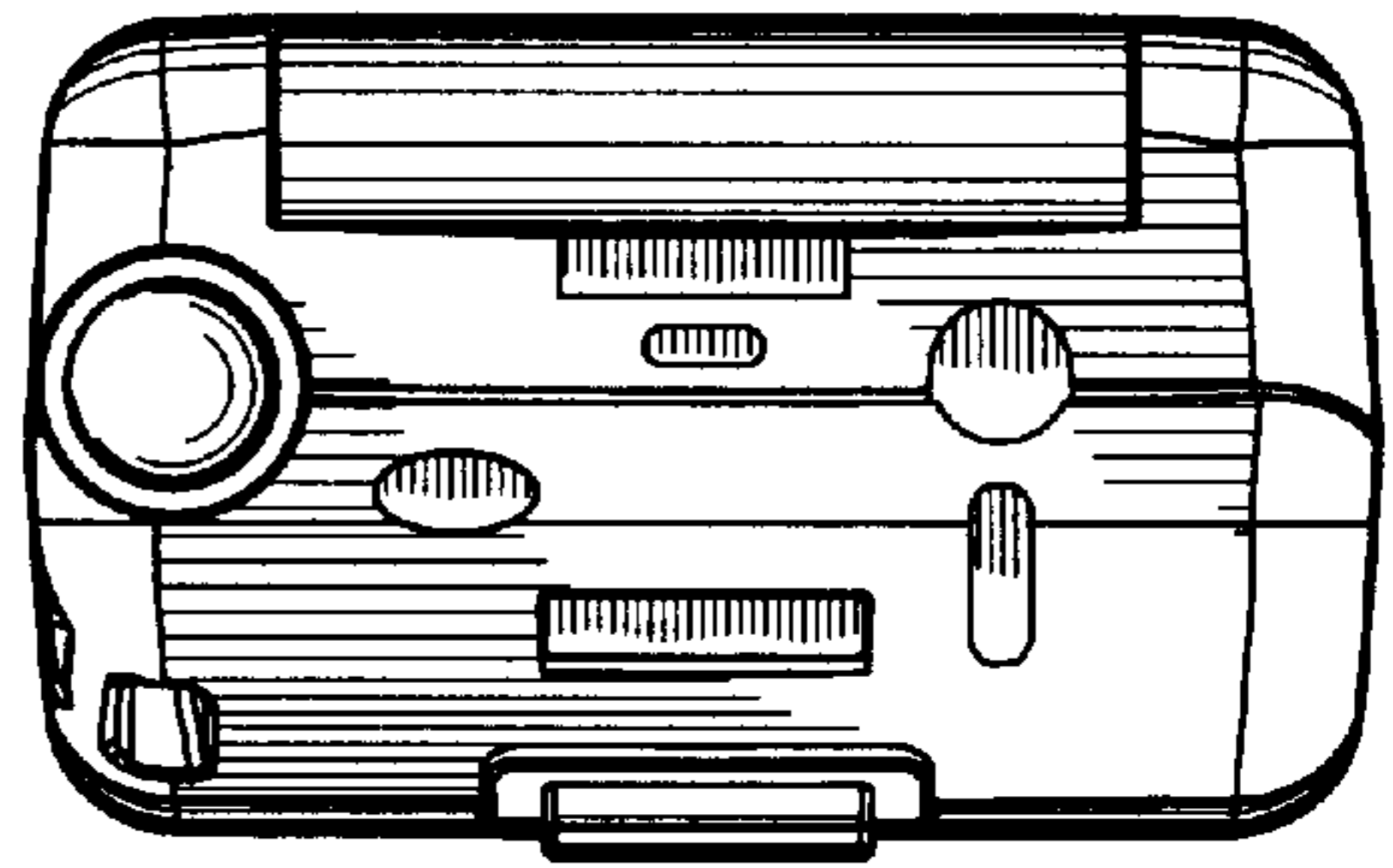
*FIG. 12*




*FIG. 13*



*FIG. 14*



*FIG. 15*



*FIG. 16*