



US00D425498S

United States Patent [19]

Wagner et al.

[11] Patent Number: **Des. 425,498**

[45] Date of Patent: **** May 23, 2000**

[54] **IMAGE FOR A COMPUTER DISPLAY**

[75] Inventors: **Annette Wagner**, Los Altos; **J. Bret Simister**, San Francisco, both of Calif.

[73] Assignee: **Sun Microsystems, Inc.**, Mountain View, Calif.

[**] Term: **14 Years**

[21] Appl. No.: **29/077,080**

[22] Filed: **Sep. 26, 1997**

[51] **LOC (7) Cl.** **14-02**

[52] **U.S. Cl.** **D14/114.3**

[58] **Field of Search** D14/114, 114.1-114.9;
D18/24-27; D19/6; D10/11; D21/324-33;
345/326, 339-40, 347-57

[56] **References Cited**

U.S. PATENT DOCUMENTS

- D. 384,052 9/1997 Kodosky D14/114.3
- D. 385,865 11/1997 Levin D14/114.3
- D. 385,867 11/1997 Levin D14/114.3
- D. 388,778 1/1998 Levin et al. D14/114.3

- D. 394,851 6/1998 Wanishi et al. D14/114.3
- D. 394,853 6/1998 Levin et al. D14/114.3
- D. 397,100 8/1998 Branstetter et al. D14/114.3
- D. 397,101 8/1998 Bier D14/114.3

Primary Examiner—M. H. Tung
Attorney, Agent, or Firm—Blakely Sokoloff Taylor & Zafman

[57] **CLAIM**

The ornamental design for an image for a computer display, as shown and described.

DESCRIPTION

FIG. 1 is a front view of an image displayed on a computer display.

FIG. 2 is a second embodiment thereof;

FIG. 3 is a third embodiment thereof;


FIG. 4 is a fourth embodiment thereof;

FIG. 5 is a fifth embodiment thereof; and,

FIG. 6 is a sixth embodiment thereof.

The broken line drawing of a computer display in all views is for illustrative purposes only and forms no part of the claimed design.

1 Claim, 6 Drawing Sheets






FIG. 1




FIG. 2




FIG. 3




FIG. 4




FIG. 5




FIG. 6