



US00D425497S

# United States Patent [19]

Eisenberg et al.

[11] **Patent Number: Des. 425,497**

[45] **Date of Patent: \*\* May 23, 2000**

[54] **ICON FOR A DISPLAY SCREEN**

[75] Inventors: **Peter M. Eisenberg**, Minneapolis, Minn.; **Cindy L. Munson**, Lake Worth, Fla.

[73] Assignee: **3M Innovative Properties Company**, St. Paul, Minn.

[\*\*] Term: **14 Years**

D. 413,588 9/1999 Hodgson ..... D14/114.2  
 5,596,697 1/1997 Foster et al. .  
 5,914,716 6/1999 Rubin et al. .  
 5,943,048 8/1999 Nyman .

*Primary Examiner*—M. H. Tung  
*Attorney, Agent, or Firm*—Fish & Richardson P.C., P.A.

[21] Appl. No.: **29/094,212**

[22] Filed: **Sep. 28, 1998**

### [57] CLAIM

The ornamental design for an icon for a display screen, as shown and described.

[51] **LOC (7) Cl.** ..... **14-02**

[52] **U.S. Cl.** ..... **D14/114.2**

[58] **Field of Search** ..... D14/114, 114.1–114.9;  
 D18/24–33; D20/11; D19/6; D21/324–33;  
 345/326, 339–58

### DESCRIPTION

FIG. 1 is a front view of a computer display screen with an icon in accordance with a first embodiment of the present invention;

FIG. 2 is a front view of a computer display screen with an icon in accordance with a second embodiment of the present invention; and,

FIG. 3 is a front view of a computer display screen with an icon in accordance with a third embodiment of the present invention.

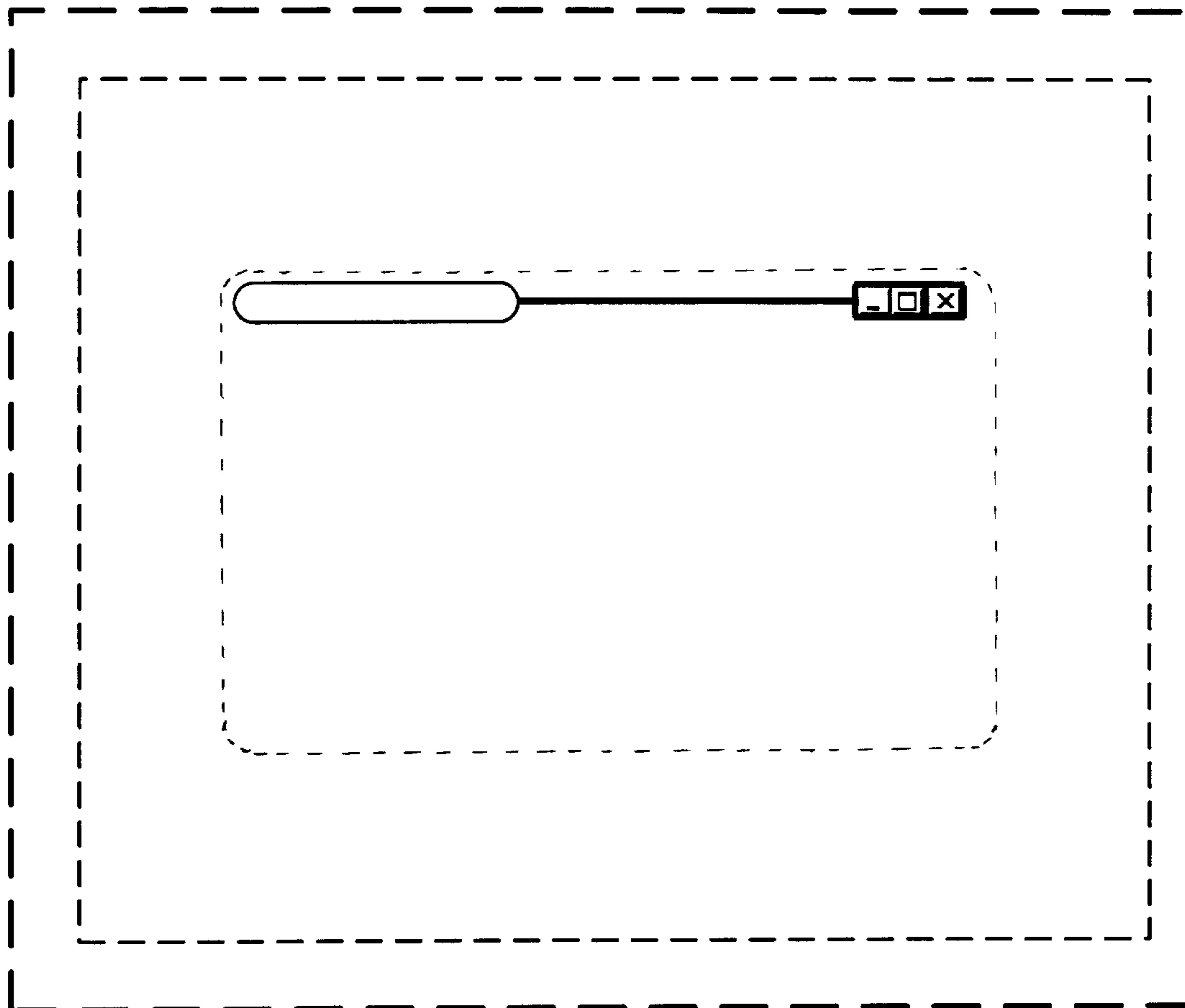
The computer display screen in all figure views is for illustrative purposes only and forms no part of the claimed design.

### [56] References Cited

#### U.S. PATENT DOCUMENTS

D. 391,947 3/1998 Faris et al. .... D14/114.2  
 D. 392,963 3/1998 Coleman ..... D14/114.2  
 D. 394,250 5/1998 Maitra ..... D14/114.2  
 D. 406,112 2/1999 Hodgson ..... D14/114.2  
 D. 406,123 2/1999 Hodgson ..... D14/114.2

**1 Claim, 3 Drawing Sheets**



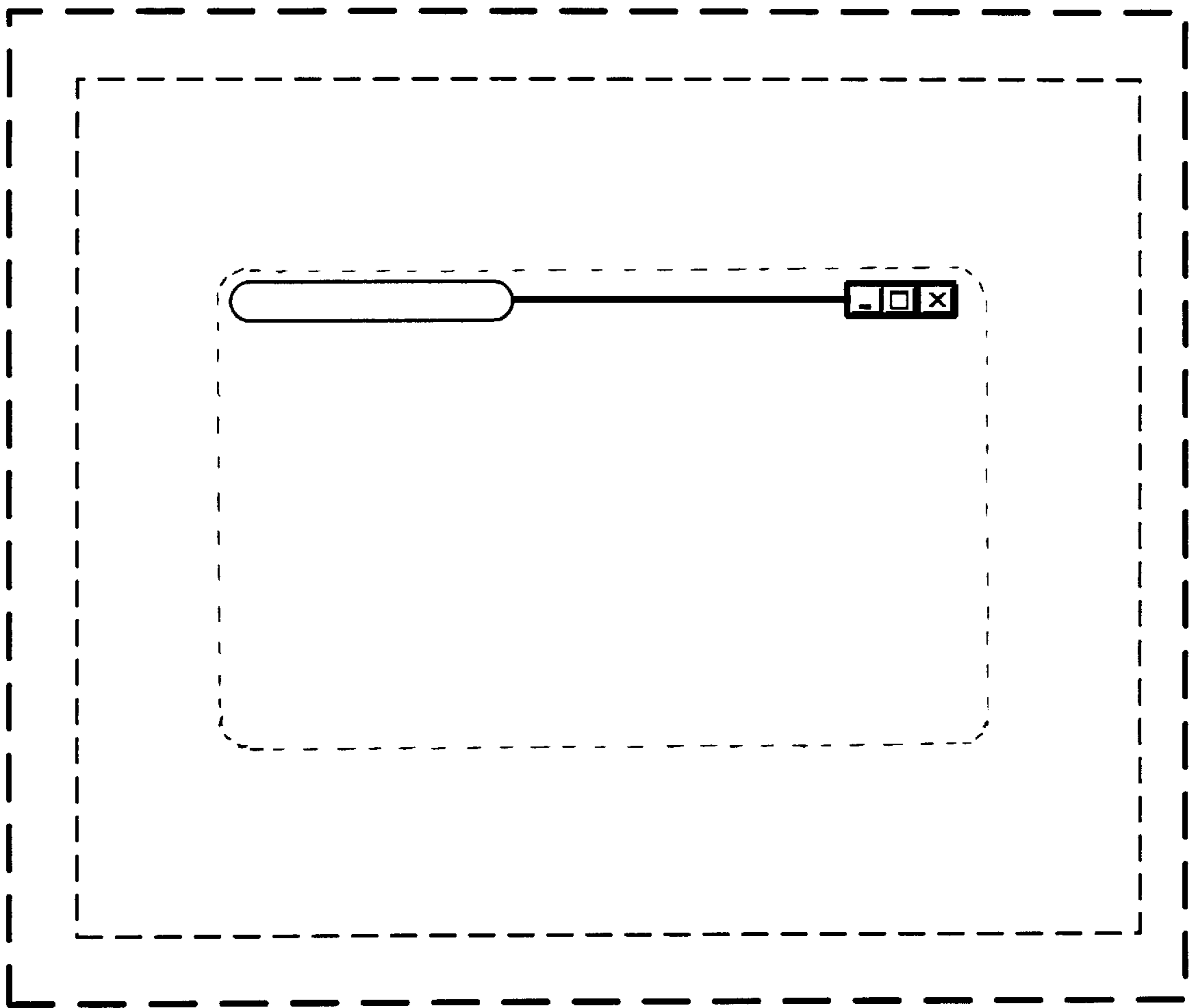


FIG. 1

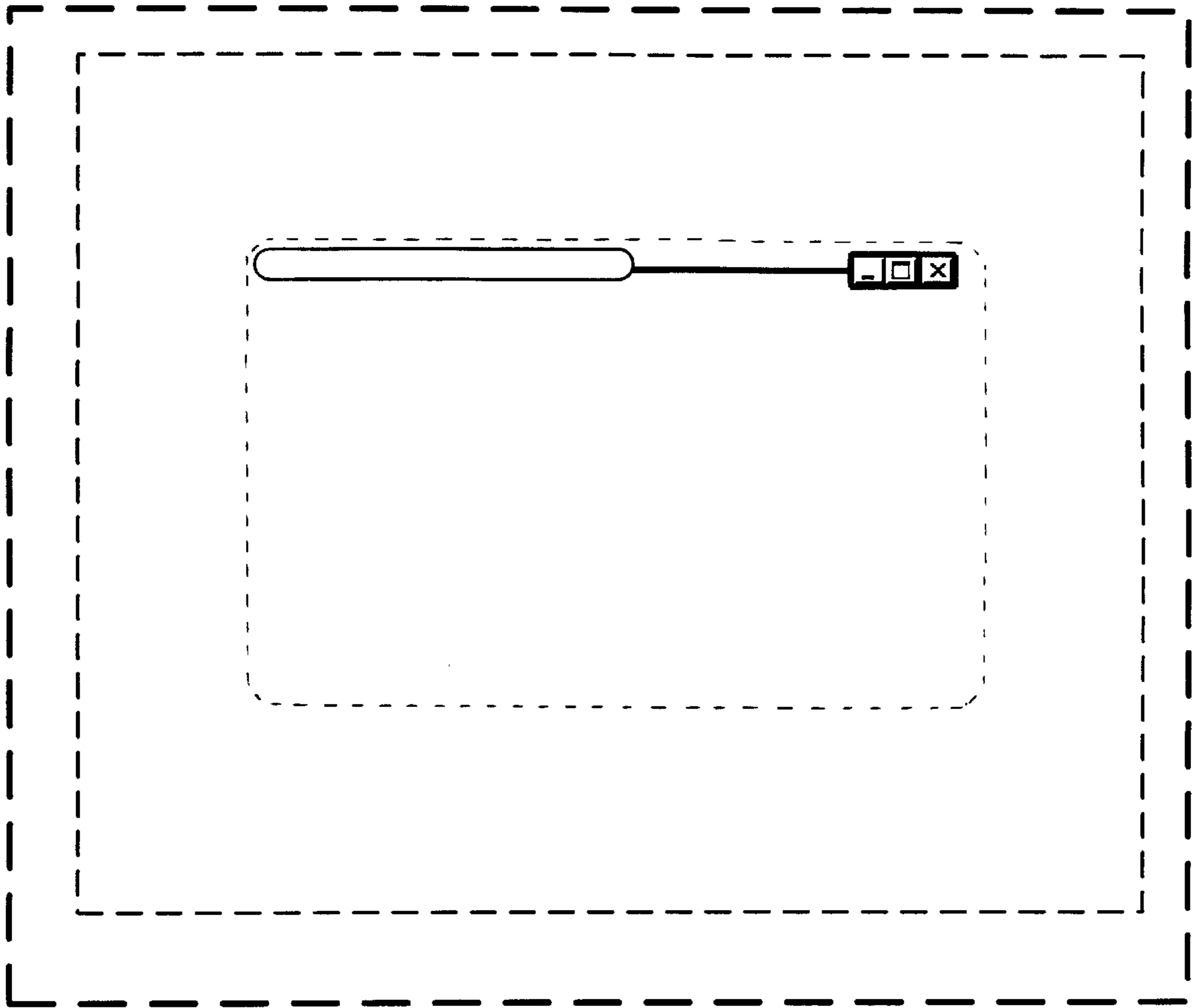


FIG. 2

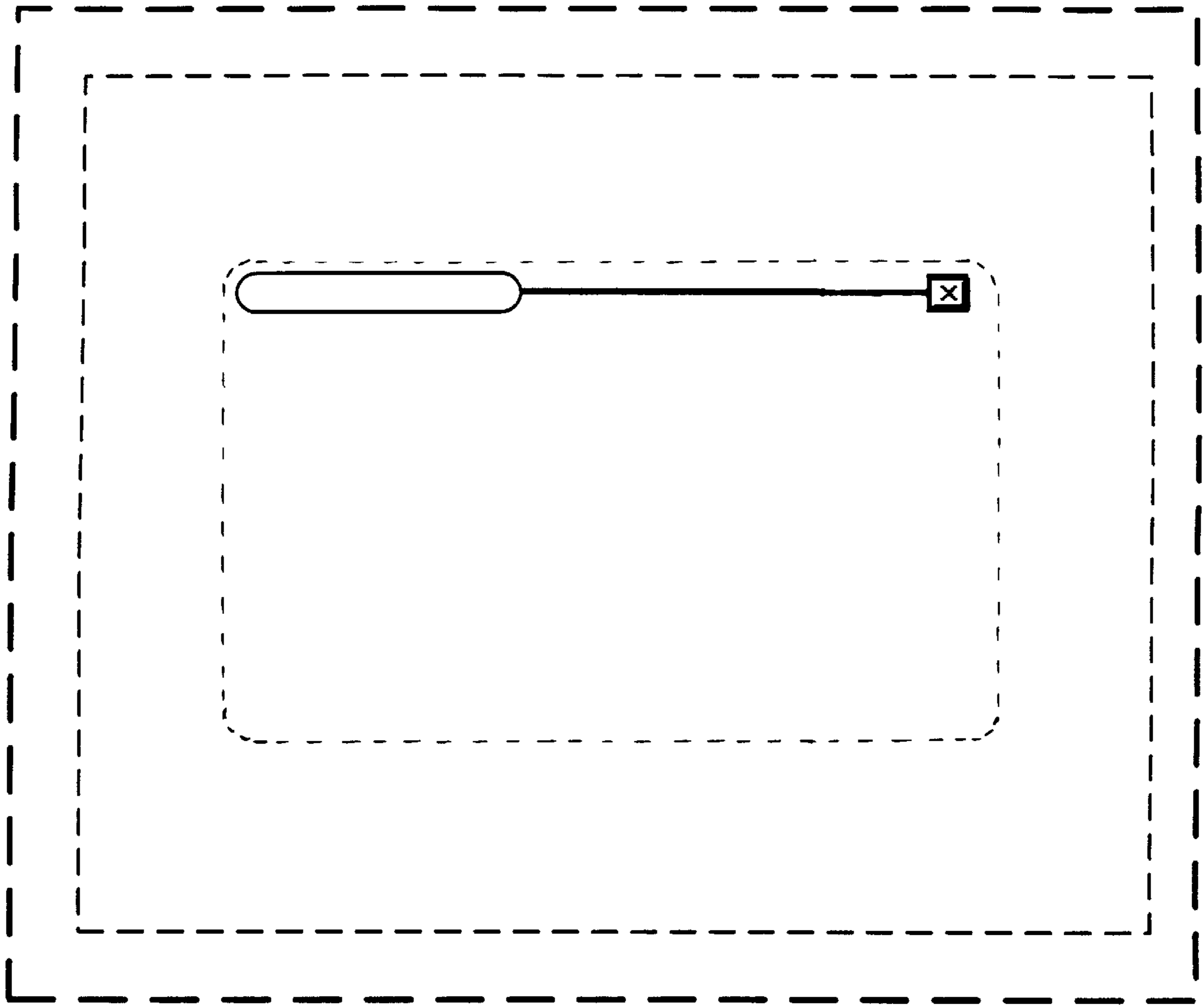


FIG. 3