



US00D425478S

United States Patent [19] Buckle

[11] Patent Number: Des. 425,478

[45] Date of Patent: ** *May 23, 2000

[54] BATTERY

[75] Inventor: Keith Buckle, Bellingham, Mass.

[73] Assignee: The Gillette Company, Boston, Mass.

[*] Notice: This patent is subject to a terminal disclaimer.

[**] Term: 14 Years

[21] Appl. No.: 29/109,748

[22] Filed: Aug. 20, 1999

[51] LOC (7) Cl. 13-02

[52] U.S. Cl. D13/103

[58] Field of Search D13/103; 429/27,
429/162, 171, 174, 185

[56] References Cited

U.S. PATENT DOCUMENTS

| | | | |
|-----------|---------|---------------------|---------|
| 2,712,565 | 7/1955 | Williams, Jr. | 429/53 |
| 3,457,117 | 7/1969 | Angelovich | 429/174 |
| 3,673,000 | 6/1972 | Ruetschi | 429/174 |
| 3,853,627 | 12/1974 | Lehmann et al. | 429/144 |
| 3,990,918 | 11/1976 | Bro et al. | 429/185 |
| 4,041,211 | 8/1977 | Wiacek | 429/36 |
| 4,121,020 | 10/1978 | Epstein et al. | 429/162 |
| 4,121,021 | 10/1978 | Ogawa et al. | 429/162 |
| 4,129,686 | 12/1978 | Kaduboski | 429/61 |
| 4,247,606 | 1/1981 | Uetani et al. | 429/91 |
| 4,343,869 | 8/1982 | Oltman et al. | 429/27 |
| 4,404,266 | 9/1983 | Smilanich | 429/27 |
| 4,640,874 | 2/1987 | Kelm | 429/27 |

| | | | |
|-----------|---------|--------------------------|----------|
| 5,187,033 | 2/1993 | Koshiba | 429/194 |
| 5,346,783 | 9/1994 | Tomantschger et al. | 429/66 |
| 5,432,027 | 7/1995 | Tuttle et al. | 429/127 |
| 5,478,673 | 12/1995 | Funatsu | 429/197 |
| 5,576,117 | 11/1996 | Morita et al. | 429/162 |
| 5,804,327 | 9/1998 | Oltman | 429/27 |
| 5,849,044 | 12/1998 | Tuttle | 29/623.2 |
| 5,932,367 | 8/1999 | Collien et al. | 429/53 |

FOREIGN PATENT DOCUMENTS

| | | |
|-----------|--------|---------|
| 56-147368 | 4/1980 | Japan . |
| 58-128656 | 1/1982 | Japan . |
| 59-68183 | 4/1984 | Japan . |

Primary Examiner—Joel Sincavage
Attorney, Agent, or Firm—Barry D. Josephs; Paul I. Douglas

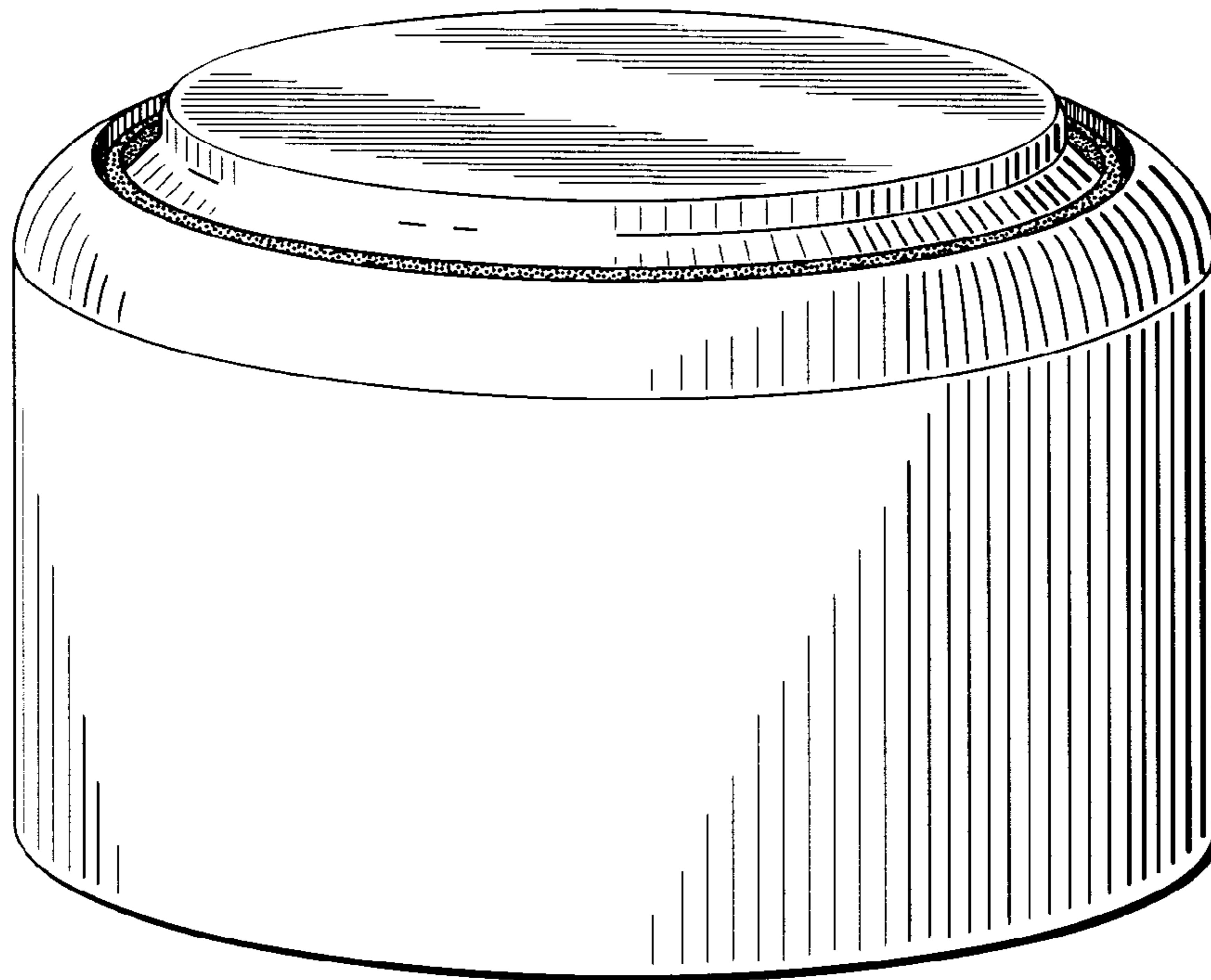
[57] CLAIM

The ornamental design for the battery, as shown and described.

DESCRIPTION

FIG. 1 is a top perspective view of the battery of the invention;
FIG. 2 is a bottom perspective view thereof;
FIG. 3 is top plan view thereof;
FIG. 4 is an side elevation view thereof; and,
FIG. 5 is a bottom plan view thereof.
The broken line disclosure of unclaimed environmental structure shown in the drawings is for illustrative purposes only and does not constitute a part of the claimed design.

1 Claim, 3 Drawing Sheets



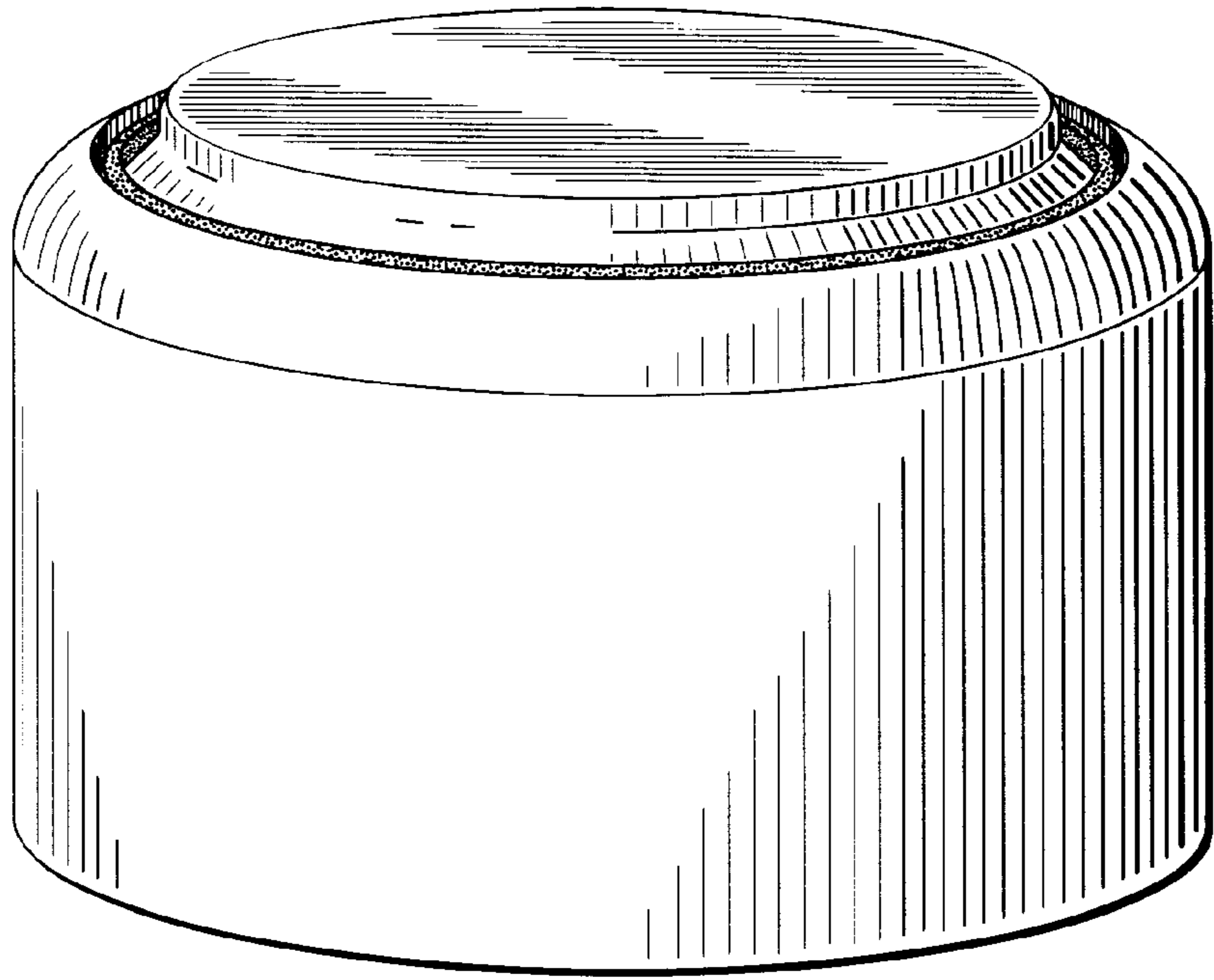


Fig. 1

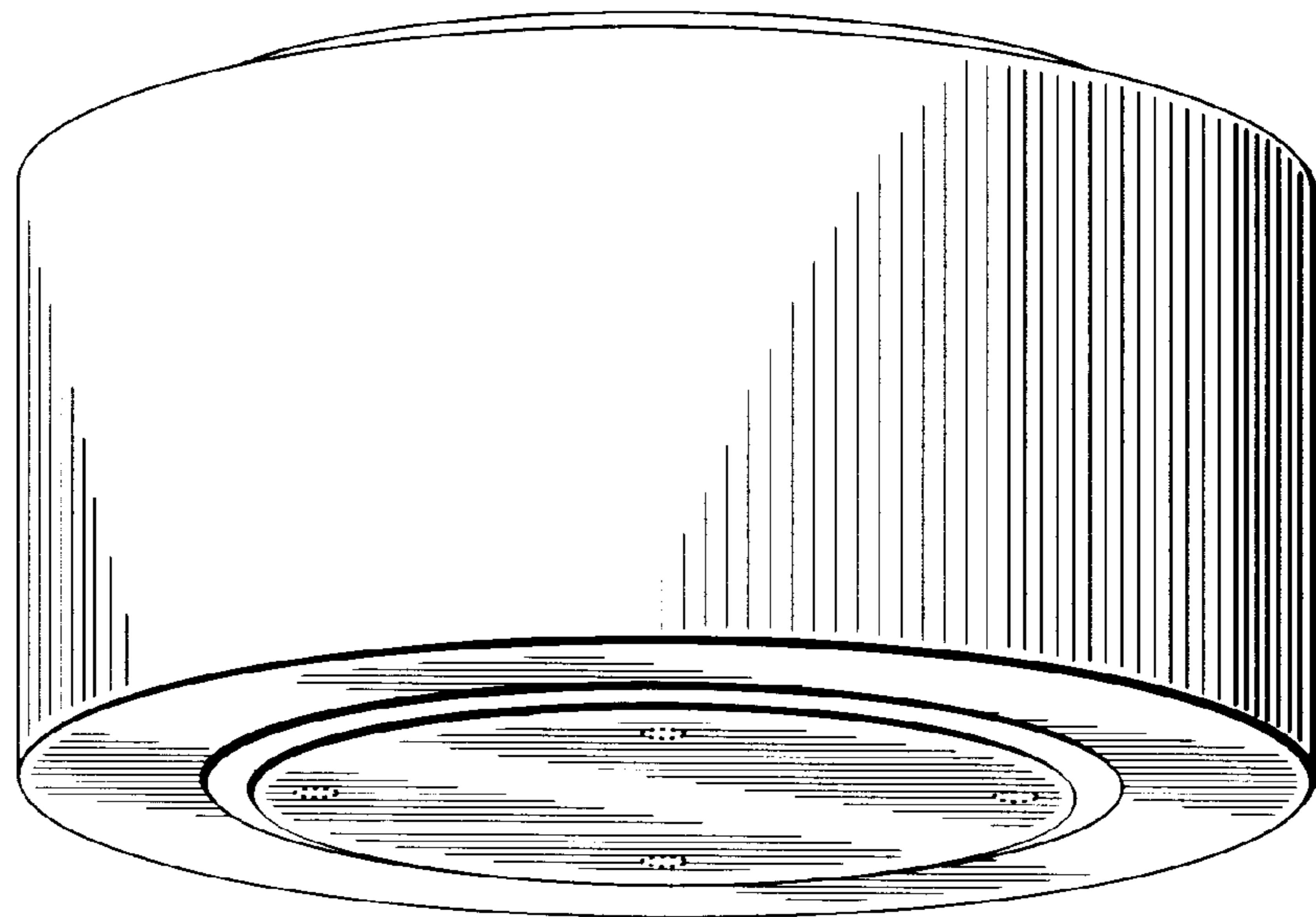


Fig. 2

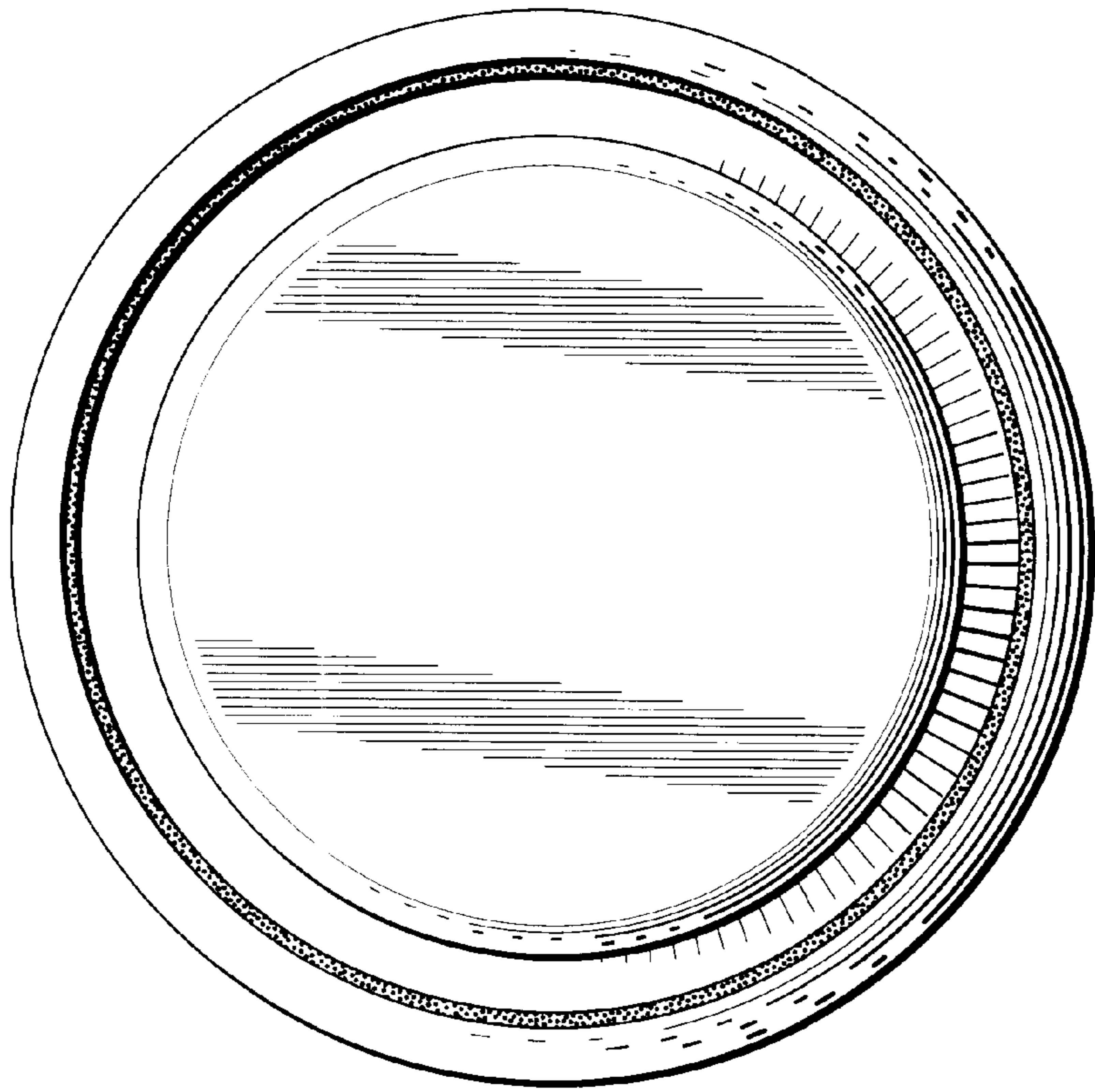


Fig. 3

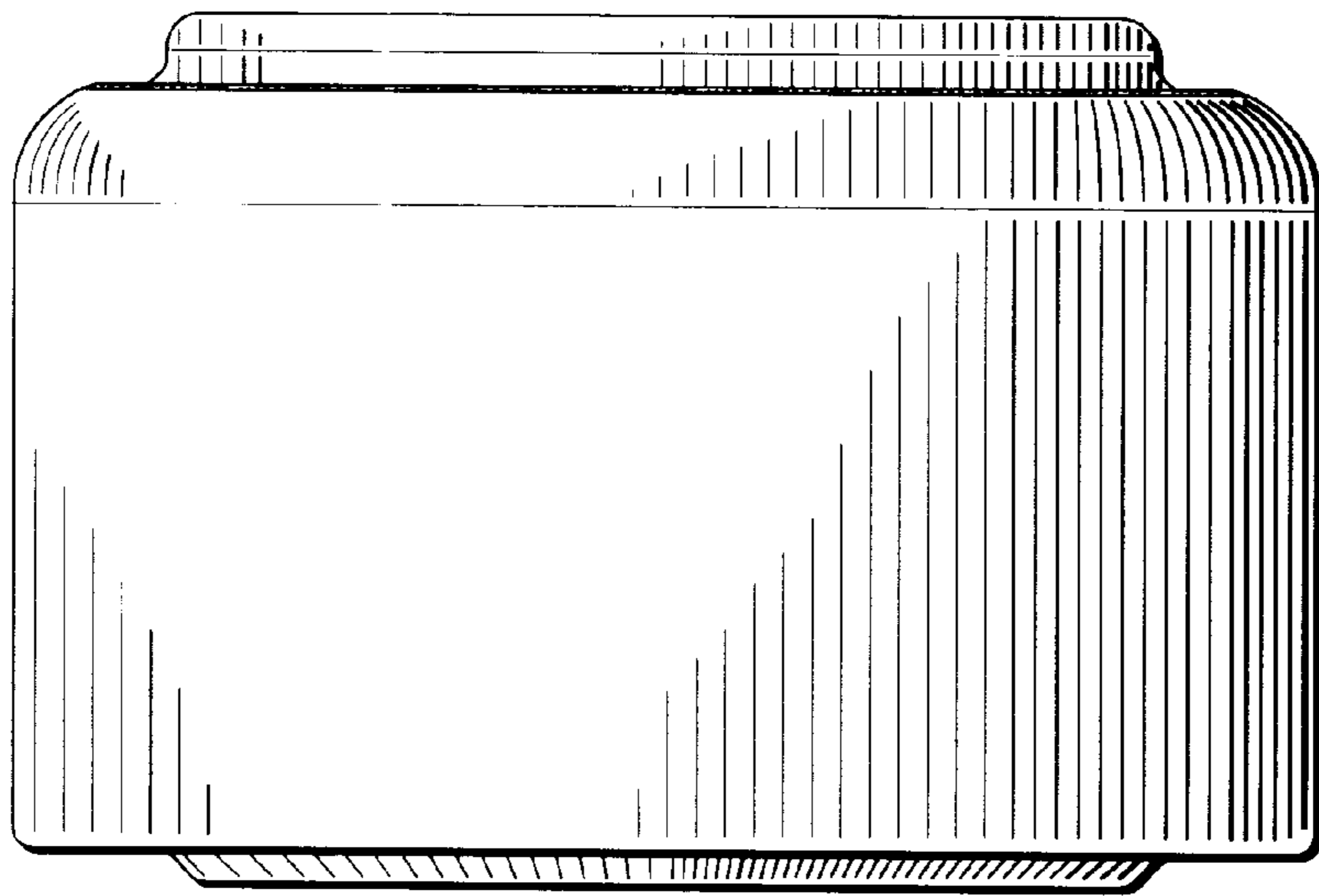


Fig. 4

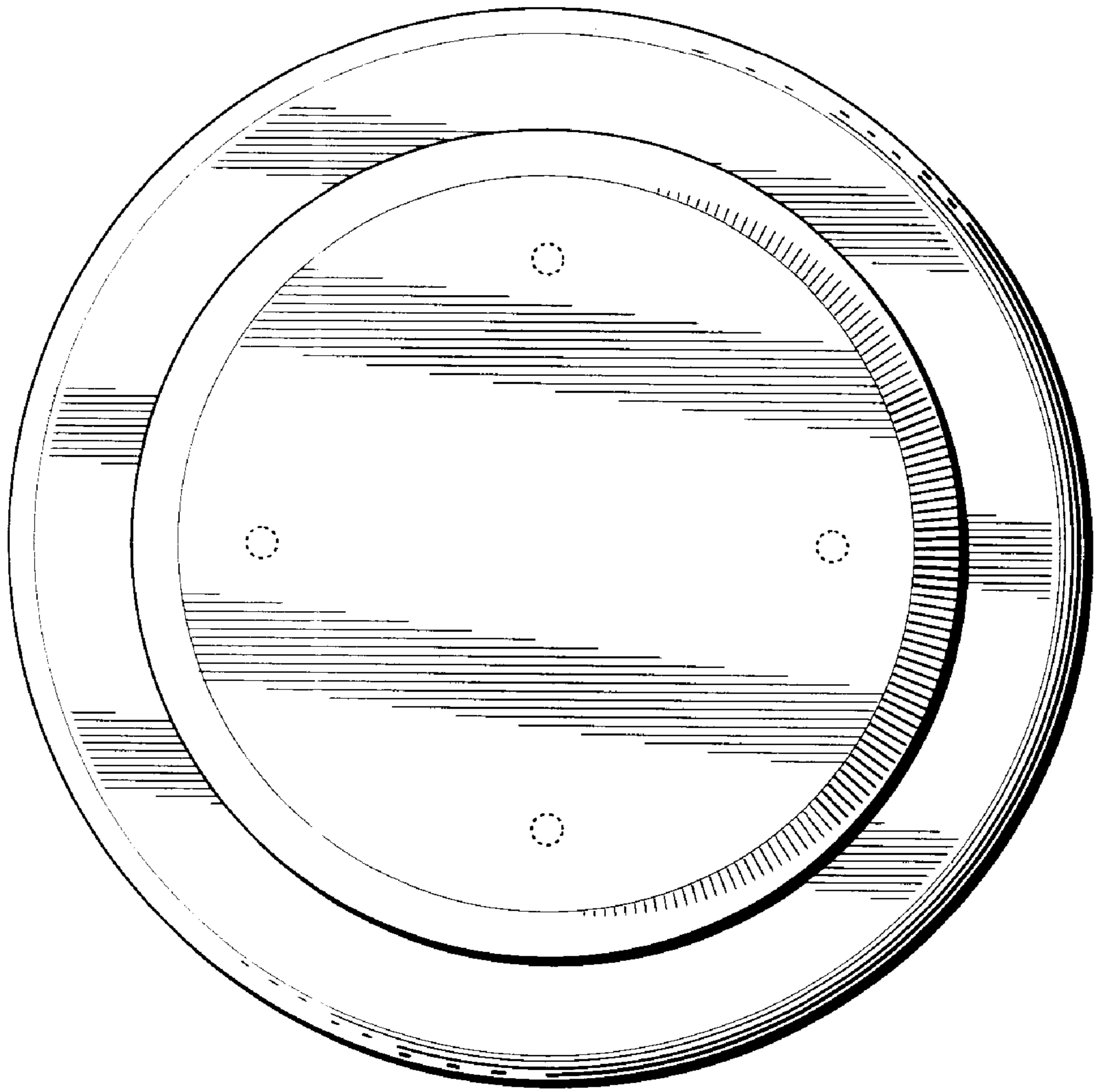


Fig. 5