



US00D425472S

United States Patent [19] Donikoglu

[11] Patent Number: **Des. 425,472**

[45] Date of Patent: **** May 23, 2000**

[54] **WHEEL**

[75] Inventor: **Melkon A. Donikoglu**, Southfield, Mich.

[73] Assignee: **Ultra Wheel Co.**, Buena Park, Calif.

[**] Term: **14 Years**

[21] Appl. No.: **29/112,246**

[22] Filed: **Oct. 13, 1999**

[51] **LOC (7) Cl.** **12-16**

[52] **U.S. Cl.** **D12/209**

[58] **Field of Search** D12/204-213;
301/64.1, 65, 37.1

[56] **References Cited**

U.S. PATENT DOCUMENTS

D. 392,237	3/1998	Kelley	D12/209
D. 394,038	5/1998	Braun	D12/211
D. 402,952	12/1998	Sycha	D12/211
D. 403,648	1/1999	Feriero	D12/209
D. 413,851	9/1999	Donikoglu	D12/209
D. 413,852	9/1999	Cullen	D12/209

D. 414,738	10/1999	Escue	D12/209
D. 416,845	11/1999	Frueh	D12/209
D. 416,848	11/1999	Bernoni	D12/209
D. 417,427	12/1999	Brown	D12/211

Primary Examiner—Caron D. Veynar
Assistant Examiner—Stacia Cadmus
Attorney, Agent, or Firm—Pretty, Schroeder & Poplawski, P.C.

[57] **CLAIM**

The ornamental design for a wheel, as shown and described.

DESCRIPTION

FIG. 1 is a front elevational of a wheel showing my new design;


FIG. 2 is a left-side elevational view thereof, the right side being a mirror image of the left side; and,

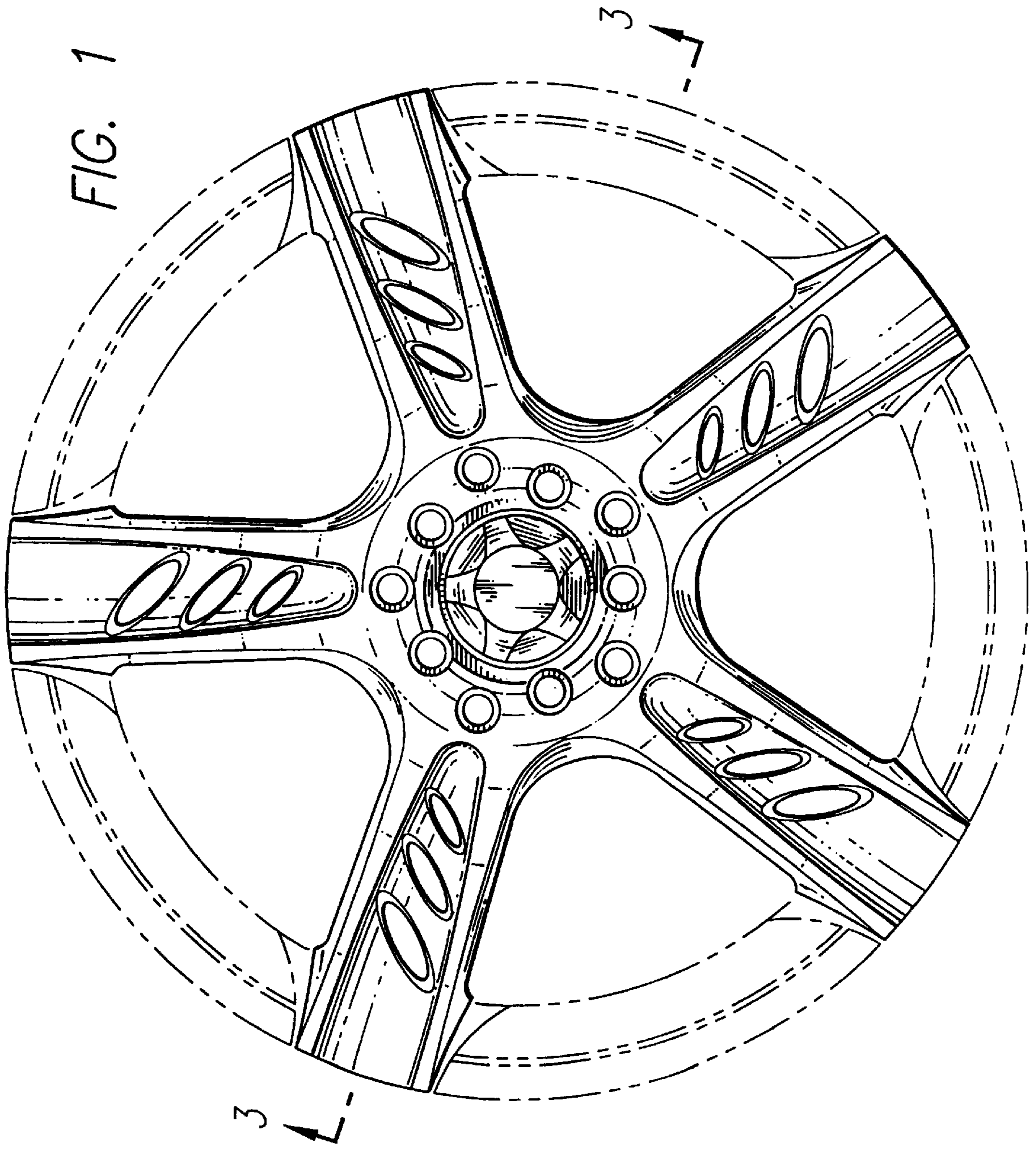
FIG. 3 is a cross-sectional view thereof taken along the line 3—3 in FIG. 1.

The broken line disclosure in FIGS. 1-3 is for illustrative purposes only and forms no part of the claimed design.

The rear of the wheel forms no part of the claimed design.

1 Claim, 2 Drawing Sheets





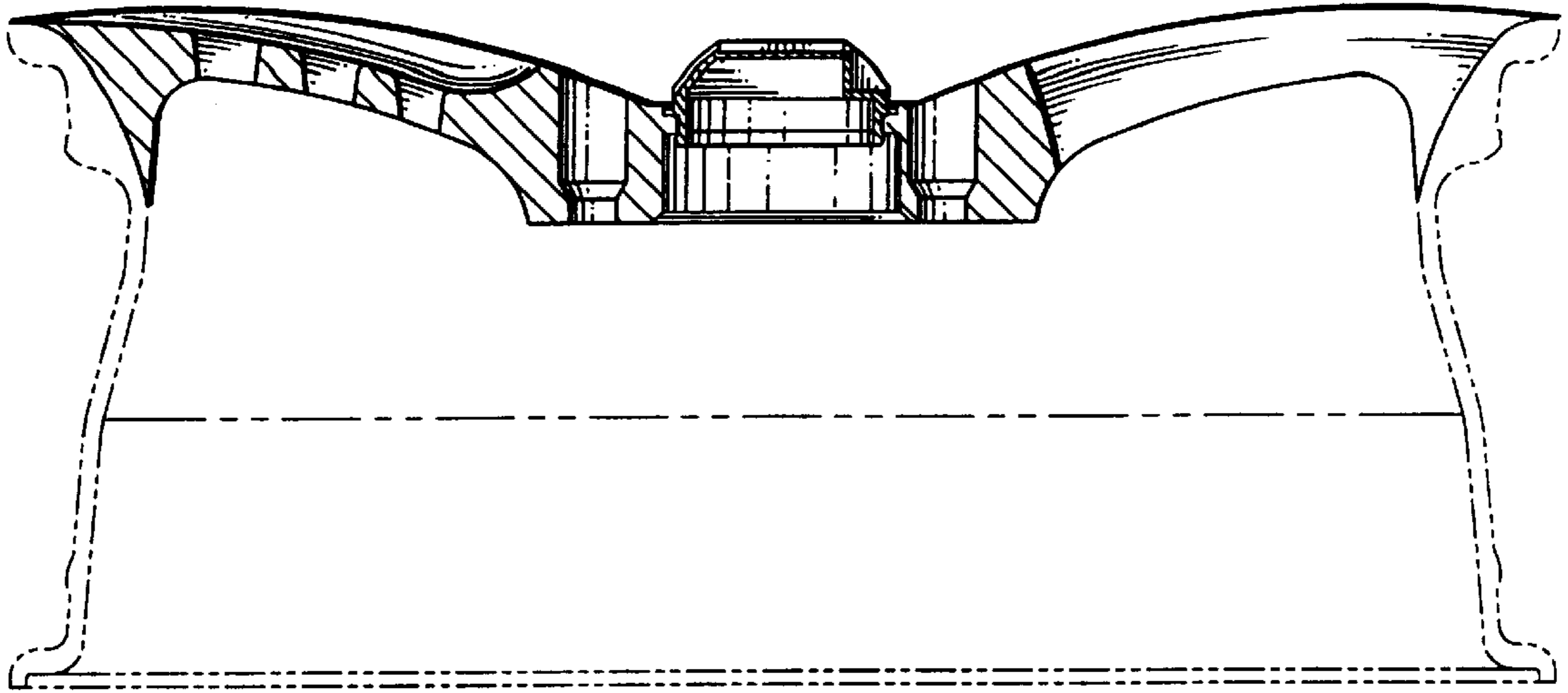


FIG. 3




FIG. 2