



US00D425461S

United States Patent [19]
Beyer-Olsen

[11] **Patent Number: Des. 425,461**

[45] **Date of Patent: ** May 23, 2000**

[54] **BOAT FENDER**

D. 366,005 1/1996 Beyer-Olsen D10/107

[75] Inventor: **Knut Beyer-Olsen**, Bellevue, Wash.

Primary Examiner—Kay H. Chin
Attorney, Agent, or Firm—Seed IP Law Group

[73] Assignee: **Polyform U.S. Ltd.**, Kent, Wash.

[**] Term: **14 Years**

[57] **CLAIM**

The ornamental design for a boat fender, as shown and described.

[21] Appl. No.: **29/102,472**

[22] Filed: **Mar. 24, 1999**

DESCRIPTION

[51] **LOC (7) Cl.** **12-16**

FIG. 1 is a top plan view of a boat fender showing my new design.

[52] **U.S. Cl.** **D12/168; D12/317**

FIG. 2 is a left side elevational view thereof, the right side elevational view being a mirror image.

[58] **Field of Search** D12/168, 317;
D34/27; D10/107; 114/219; D21/803, 801;
441/1, 2, 21, 30, 32

FIG. 3 is a rear elevational view thereof.

FIG. 4 is a bottom plan view thereof; and,

FIG. 5 is a front elevational view thereof.


The broken lines are for illustrative purposes only and form no part of the claimed design.

[56] **References Cited**

U.S. PATENT DOCUMENTS

- D. 219,893 2/1971 Simpton D12/168
- D. 359,019 6/1995 Kimball D12/168

1 Claim, 2 Drawing Sheets



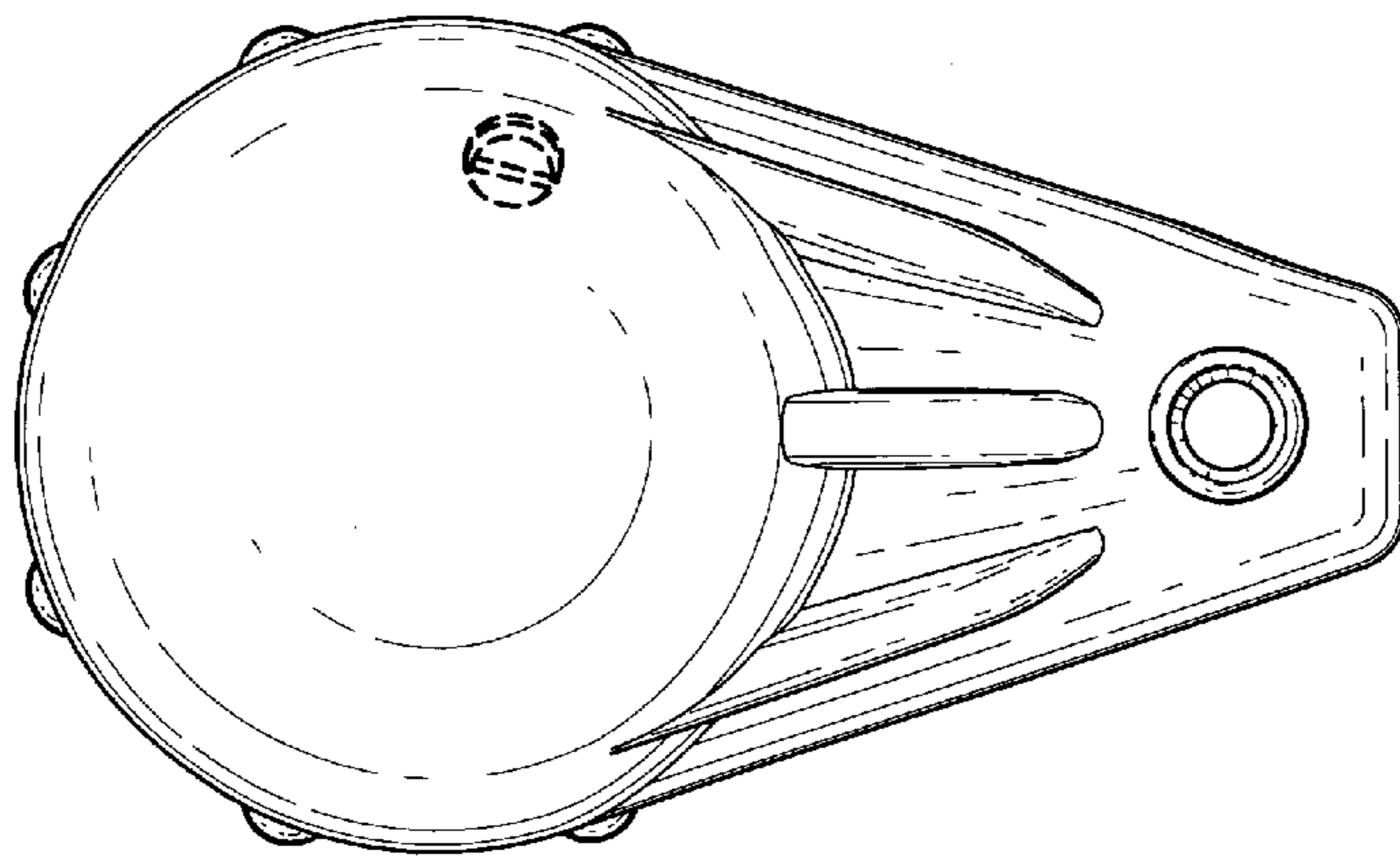


Fig. 1




Fig. 2

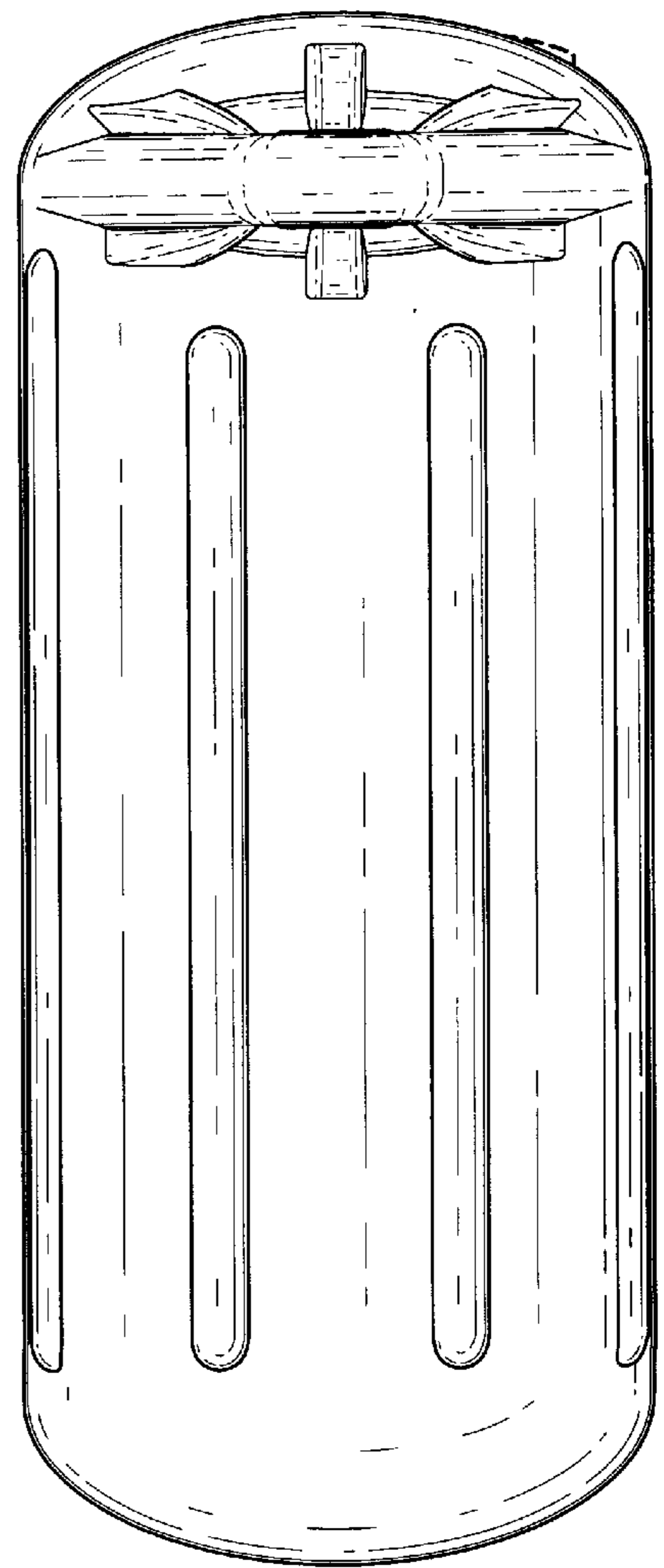


Fig. 3

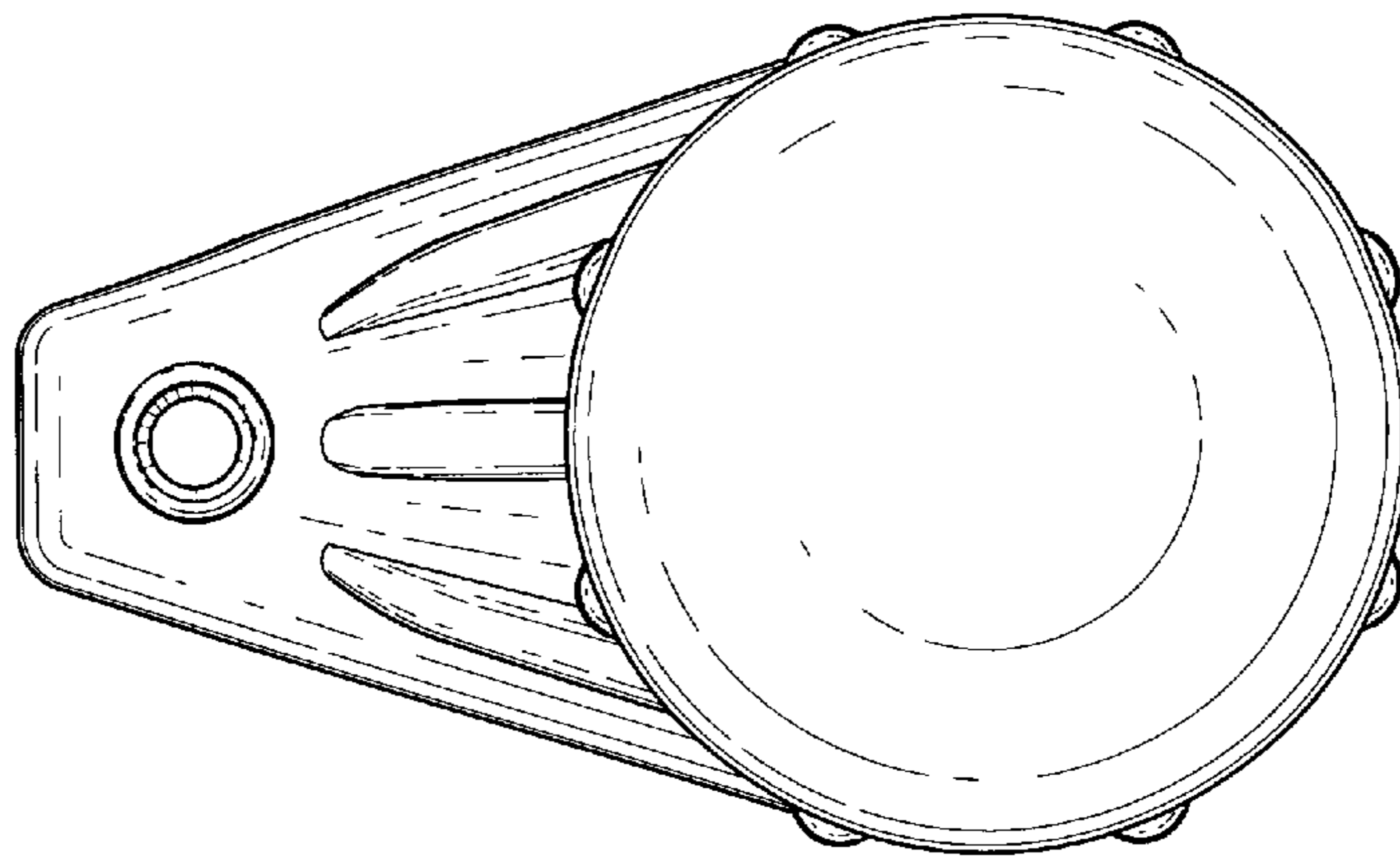


Fig. 4




Fig. 5