



US00D425445S

# United States Patent [19]

Molzon et al.

[11] Patent Number: **Des. 425,445**

[45] Date of Patent: **\*\* May 23, 2000**

[54] **EXTENDED PERSONNEL CARRIER**

[75] Inventors: **William R. Molzon**, Clarkston, Mich.;  
**Walter C. Feldbusch, Jr.**, North  
Augusta, S.C.

[73] Assignee: **Textron, Inc.**, Providence, R.I.

[\*\*] Term: **14 Years**

[21] Appl. No.: **29/107,259**

[22] Filed: **Jun. 30, 1999**

[51] **LOC (7) Cl.** ..... **12-14**

[52] **U.S. Cl.** ..... **D12/1**

[58] **Field of Search** ..... D12/1, 14, 16,  
D12/82, 86, 93; 280/DIG. 5; 296/37.7,  
1.1, 22, 179, 183-186

[56] **References Cited**

**U.S. PATENT DOCUMENTS**

- D. 187,857 5/1960 Collier ..... D12/16
- D. 227,244 6/1973 Keene ..... D12/14

- D. 245,242 8/1977 Stolley ..... D12/16
- D. 292,899 11/1987 Samuelson et al. .... D12/16
- D. 343,596 1/1994 Writt, Jr. et al. .... D12/1
- D. 345,717 4/1994 Molzon et al. .... D12/16
- D. 369,762 5/1996 Molzon et al. .... D12/16
- D. 373,099 8/1996 Molzon et al. .... D12/16
- D. 395,023 6/1998 Hikida ..... D12/16

*Primary Examiner*—Stacia Cadmus  
*Attorney, Agent, or Firm*—Perman & Green, LLP


[57] **CLAIM**

The ornamental design of an extended personnel carrier, as shown and described.

**DESCRIPTION**

FIG. 1 is a front and left side perspective view of the extended personnel carrier showing our new design; FIG. 2 is a left side elevational view thereof, the right side being a mirror image thereof; FIG. 3 is a top plan view thereof; FIG. 4 is a front elevational view thereof; and, FIG. 5 is a rear elevational view thereof.

**1 Claim, 4 Drawing Sheets**



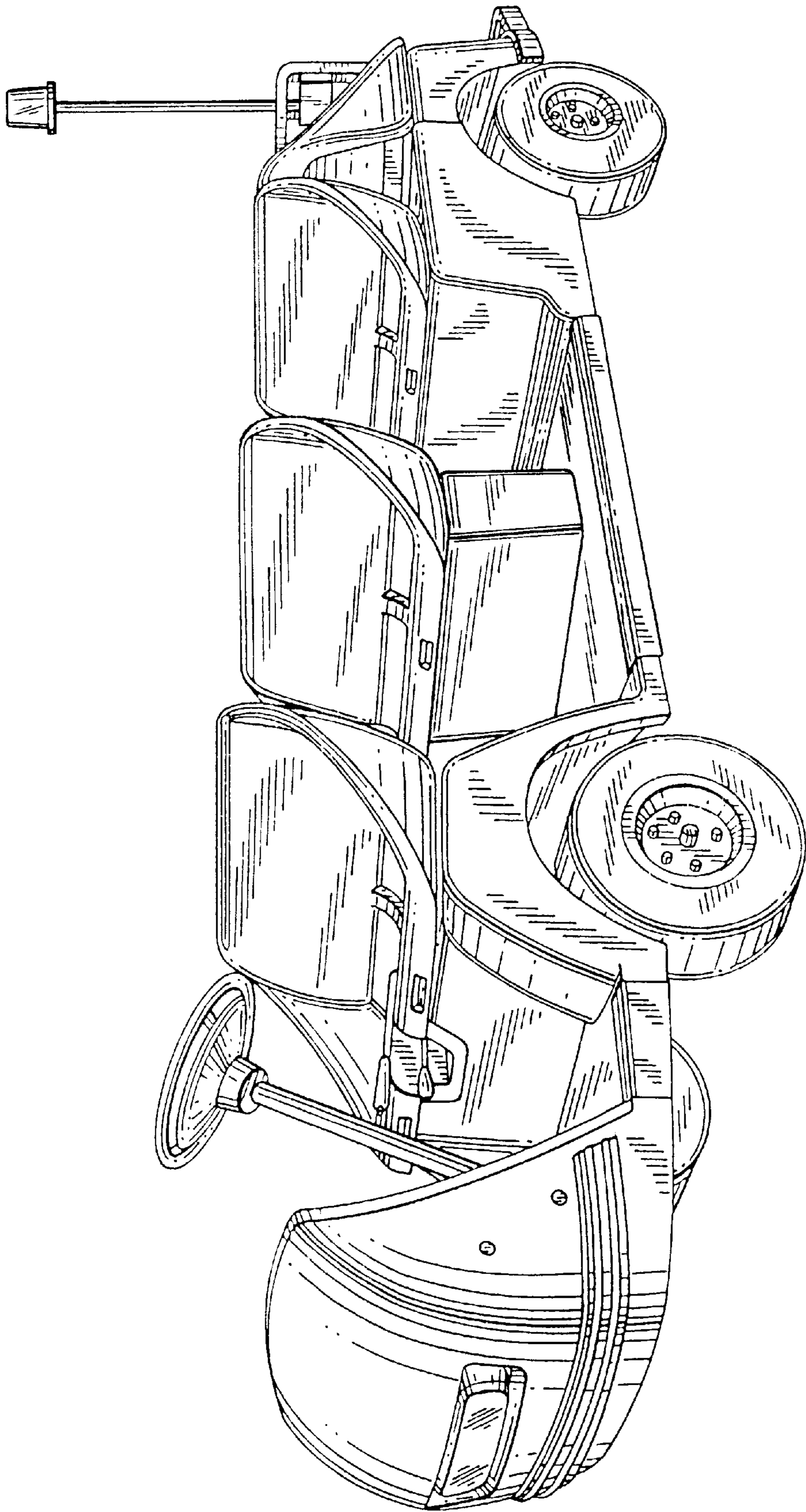


FIG. 1

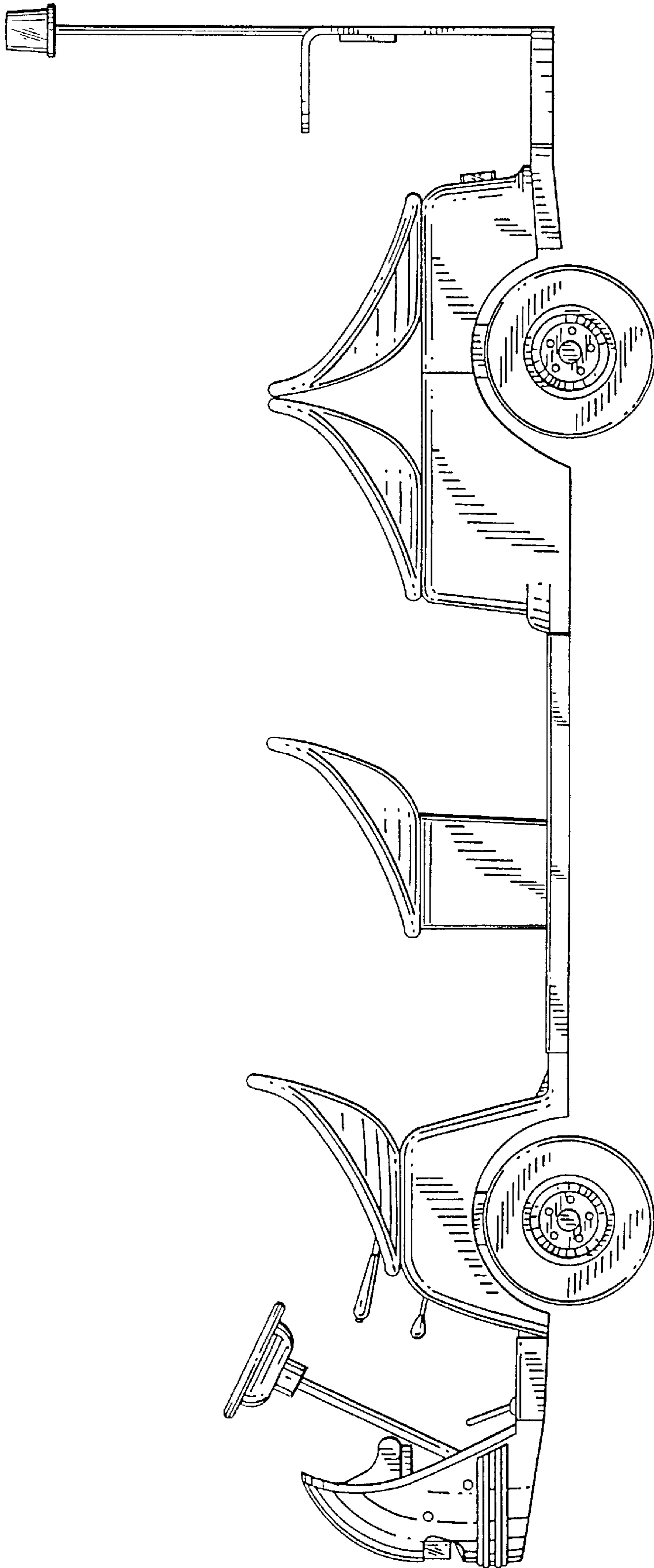


FIG. 2



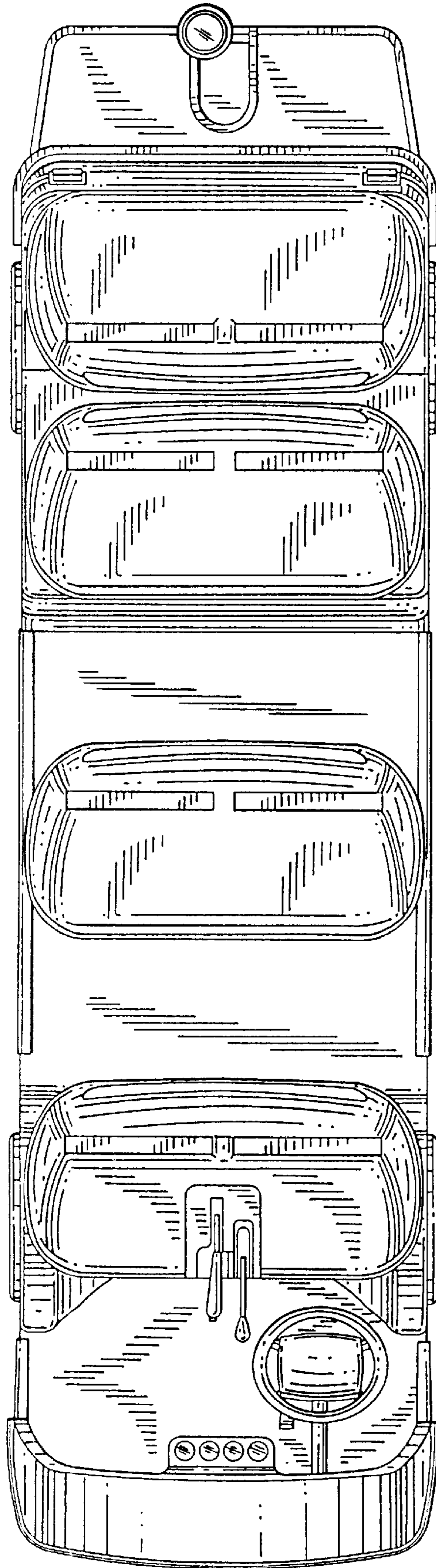


FIG. 3

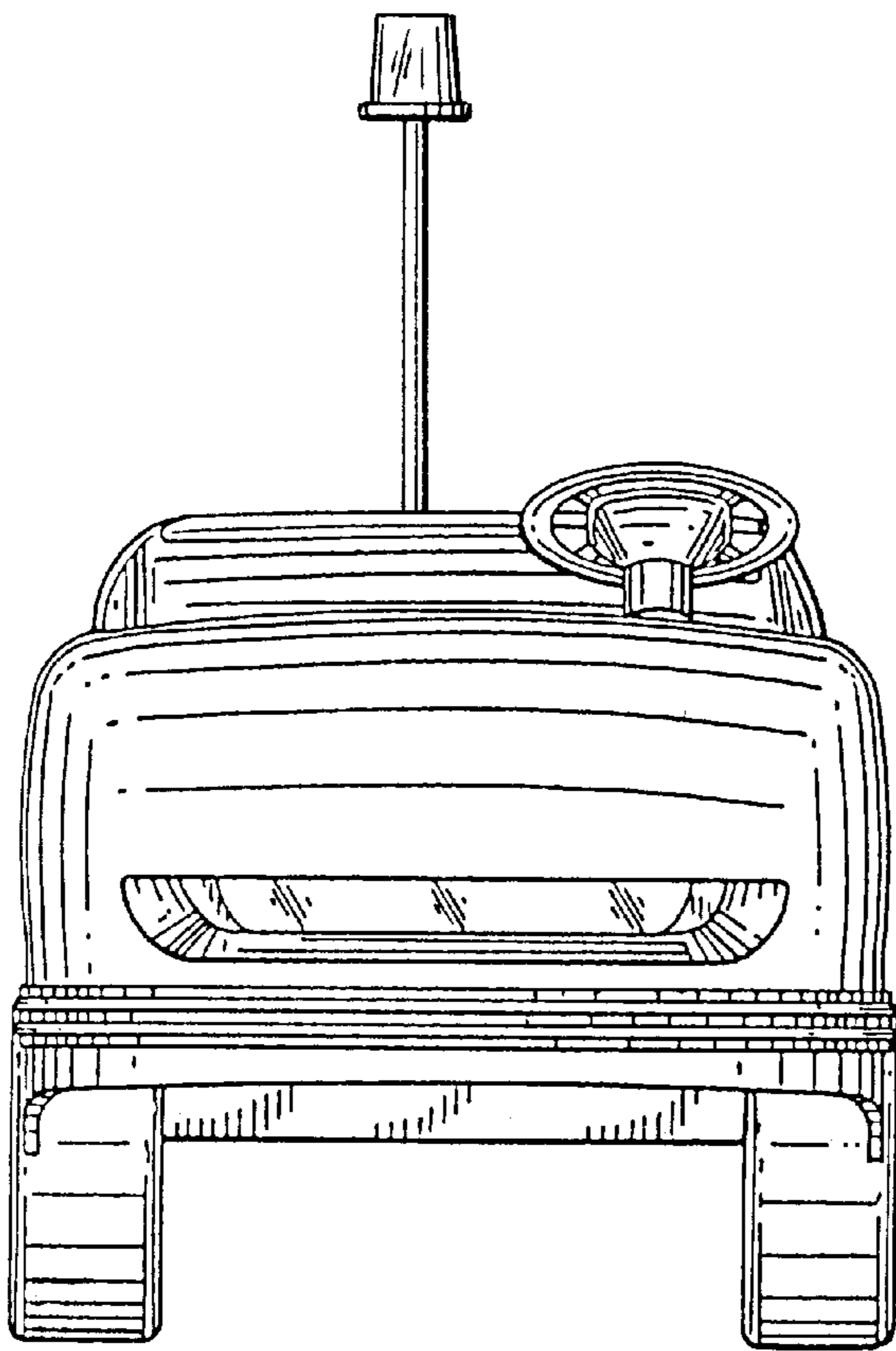


FIG. 4

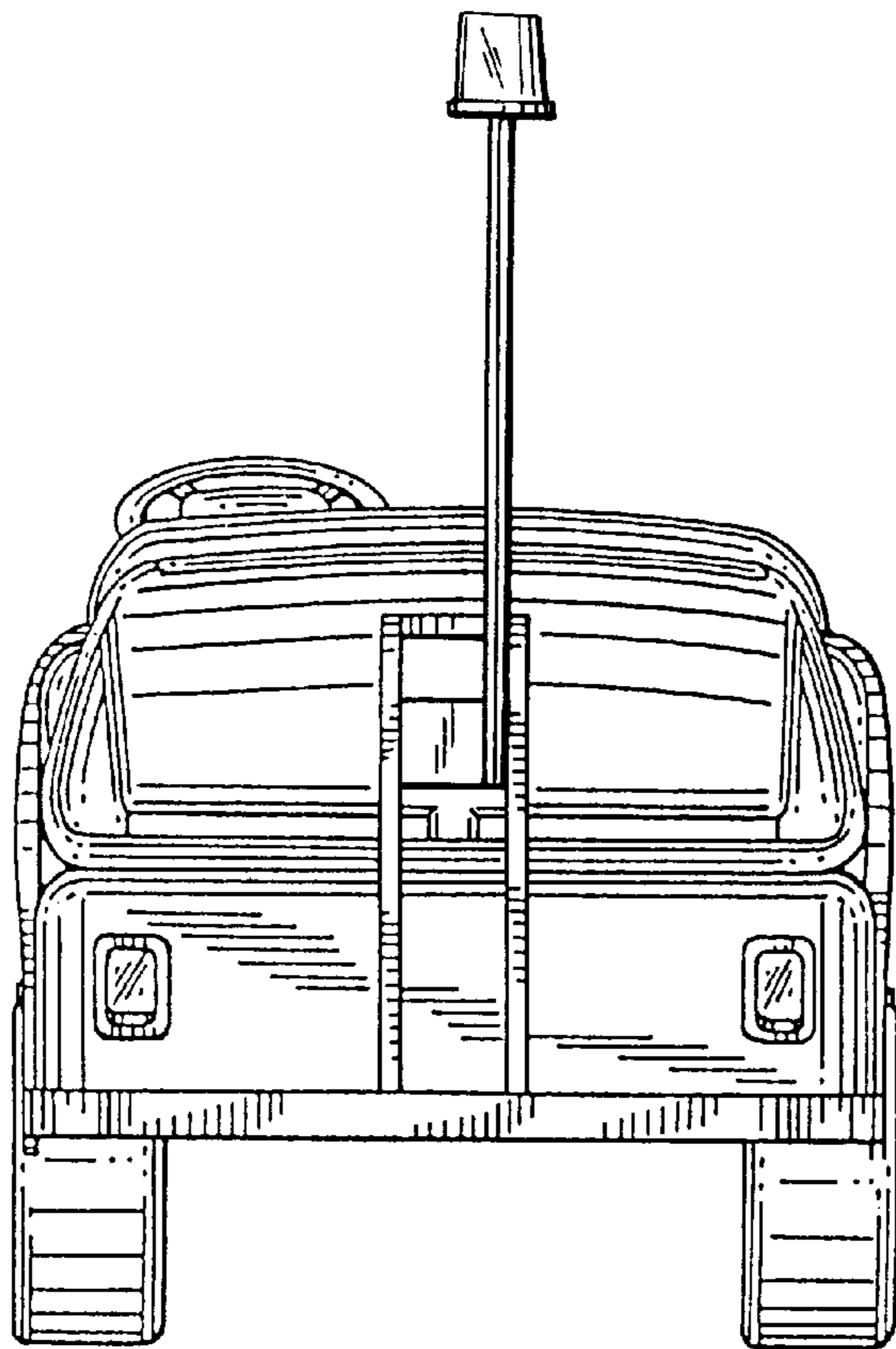


FIG. 5