



US00D425441S

# United States Patent [19]

Hillard et al.

[11] **Patent Number: Des. 425,441**

[45] **Date of Patent: \*\* May 23, 2000**

[54] **BRACELET**

[76] Inventors: **Larry G. Hillard; Roxanne S. Hillard**, both of 9158 Merrimac La. North, Maple Grove, Minn. 55311; **Jeffrey D. Kauffmann**, 9297 Sycamore La. North, Maple Grove, Minn. 55369

[\*\*] Term: **14 Years**

[21] Appl. No.: **29/109,083**

[22] Filed: **Aug. 10, 1999**

[51] **LOC (7) Cl.** ..... **11-01**

[52] **U.S. Cl.** ..... **D11/5**

[58] **Field of Search** ..... D11/1-19; 24/16 R, 24/306; 63/3; 70/456 R, 457; D3/207-211; D8/382; 248/548; 224/257

[56] **References Cited**

**U.S. PATENT DOCUMENTS**

D. 142,414 9/1945 Hartley ..... D11/4

D. 211,538 6/1968 Liem ..... D11/5  
D. 344,038 2/1994 Phillips et al. .... D11/5  
D. 381,046 7/1997 Hiers et al. .... D11/5  
D. 404,677 1/1999 Johnson ..... D11/5

*Primary Examiner*—Ralf Seifert  
*Attorney, Agent, or Firm*—Edwin E. Voigt, II; Vidas, Arrett & Steinkraus

[57] **CLAIM**


The ornamental design for bracelet, as shown.

**DESCRIPTION**

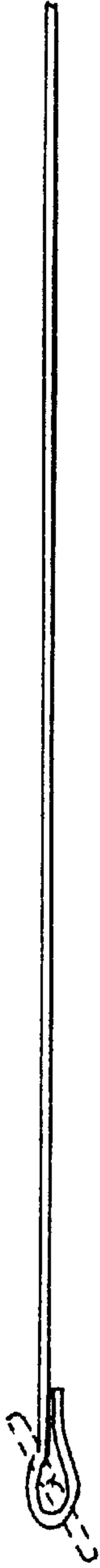
FIG. 1 is a front view of the bracelet;  
FIG. 2 is a side view of the bracelet;  
FIG. 3 is a back view of the bracelet; and,  
FIG. 4 is an end view of the bracelet.

**1 Claim, 1 Drawing Sheet**







*Fig. 1.*



*Fig. 2.*



*Fig. 3.*



*Fig. 4.*