



US00D425424S

United States Patent [19]
Cheng et al.

[11] **Patent Number: Des. 425,424**
[45] **Date of Patent: ** May 23, 2000**

[54] **PLASTIC CONTAINER**
[75] Inventors: **Jizu J. Cheng**, Burr Ridge; **Jeffrey D. Krich**, Orland Park, both of Ill.
[73] Assignee: **Crown Cork & Seal Technologies Corporation**, Alsip, Ill.
[**] Term: **14 Years**
[21] Appl. No.: **29/079,317**
[22] Filed: **Nov. 12, 1997**
[51] **LOC (7) Cl.** **09-01**
[52] **U.S. Cl.** **D9/520; D9/552; D9/556; D9/571**
[58] **Field of Search** D9/552, 565, 551, D9/564, 553, 566, 556, 557, 571, 434; 215/382, 383, 384, 900; 220/666; D7/523; D11/152

5,092,475 3/1992 Krishnakumar et al. 215/383 X
5,101,990 4/1992 Krishnakumar et al. 215/383
5,222,615 6/1993 Ota et al. 215/383 X
5,224,614 7/1993 Bono et al. 215/384
5,499,730 3/1996 Harbour 215/382
5,522,519 6/1996 Bergner et al. 215/382
5,529,196 6/1996 Lane 215/375
5,593,056 1/1997 Mero et al. 215/382
5,642,826 7/1997 Melrose 215/382
5,690,244 11/1997 Darr 215/382 X
5,704,504 1/1998 Bueno 215/382 X
5,740,934 4/1998 Brady 215/382 X
5,785,197 7/1998 Slat 215/375

FOREIGN PATENT DOCUMENTS

1207681 7/1986 Canada .

Primary Examiner—Lucy Lieberman
Attorney, Agent, or Firm—Woodcock Washburn Kurtz Mackiewicz & Norris LLP

[56] **References Cited**
U.S. PATENT DOCUMENTS

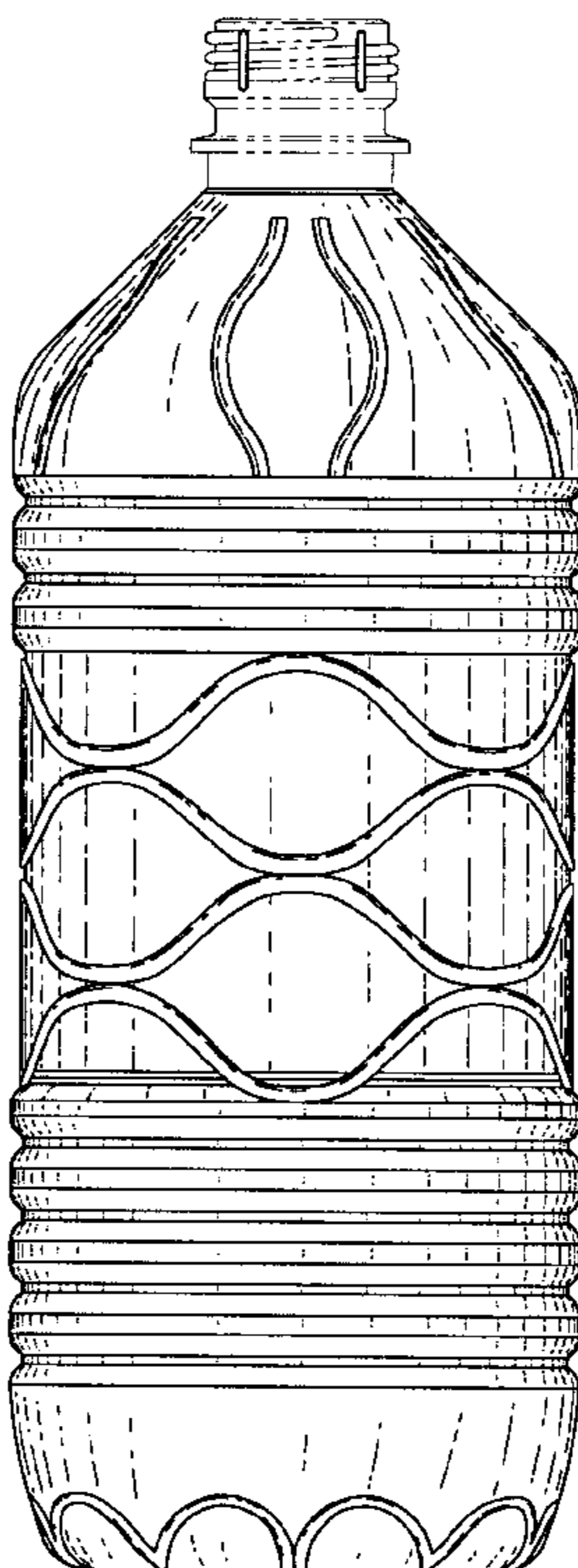
D. 120,277 4/1940 Steelman D9/552
D. 197,925 4/1964 Allen D9/571
D. 219,432 12/1970 Edwards D7/523
D. 264,435 5/1982 Pettengill D9/553
D. 306,262 2/1990 Bit D9/557
D. 369,556 5/1996 Launder et al. D9/553
3,357,593 12/1967 Sears, Jr. et al. 220/673 X
3,403,804 10/1968 Colombo 215/375 X
4,294,366 10/1981 Chang 215/375
4,512,490 4/1985 Frei et al. 220/673
4,538,439 9/1985 Frei 220/673 X
4,966,780 10/1990 Hargraves et al. 215/375 X
5,071,015 12/1991 Kinslow 215/375

[57] **CLAIM**
The ornamental design for a “plastic container,” as shown and described.

DESCRIPTION

The broken lines in the drawings are for illustrative purposes only and do not form part of the claimed design.
FIG. 1 is a perspective view showing my new design;
FIG. 2 is a first side elevational view;
FIG. 3 is a second side elevational view;
FIG. 4 is a front elevational view;
FIG. 5 is a rear elevational view;
FIG. 6 is a top plan view; and,
FIG. 7 is a bottom plan view.

1 Claim, 4 Drawing Sheets



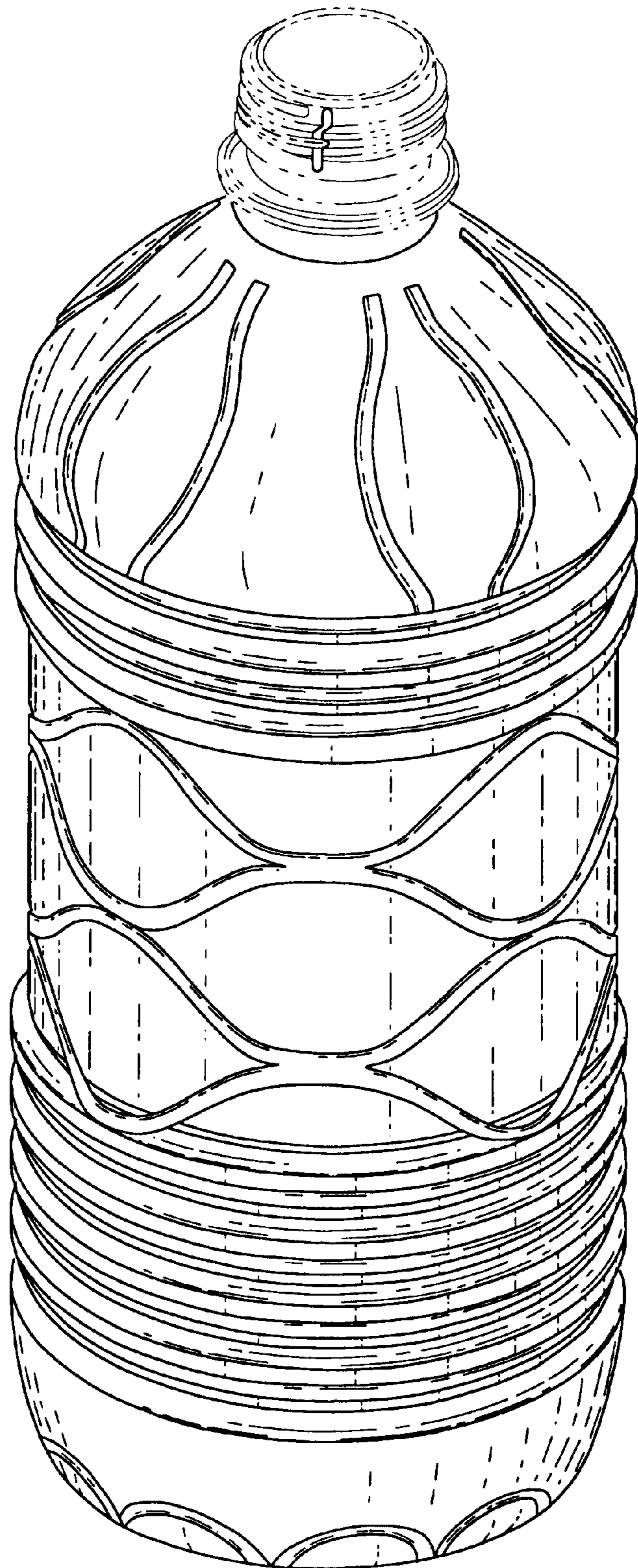


FIG. 1

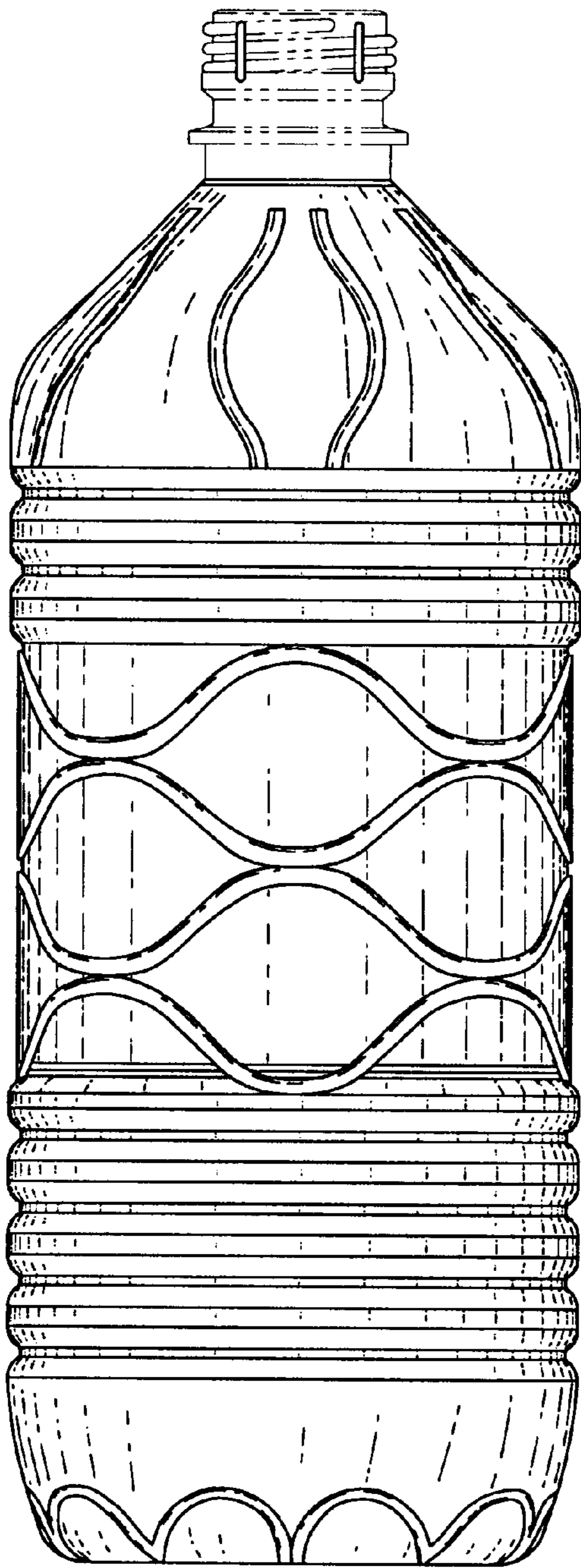


FIG. 2

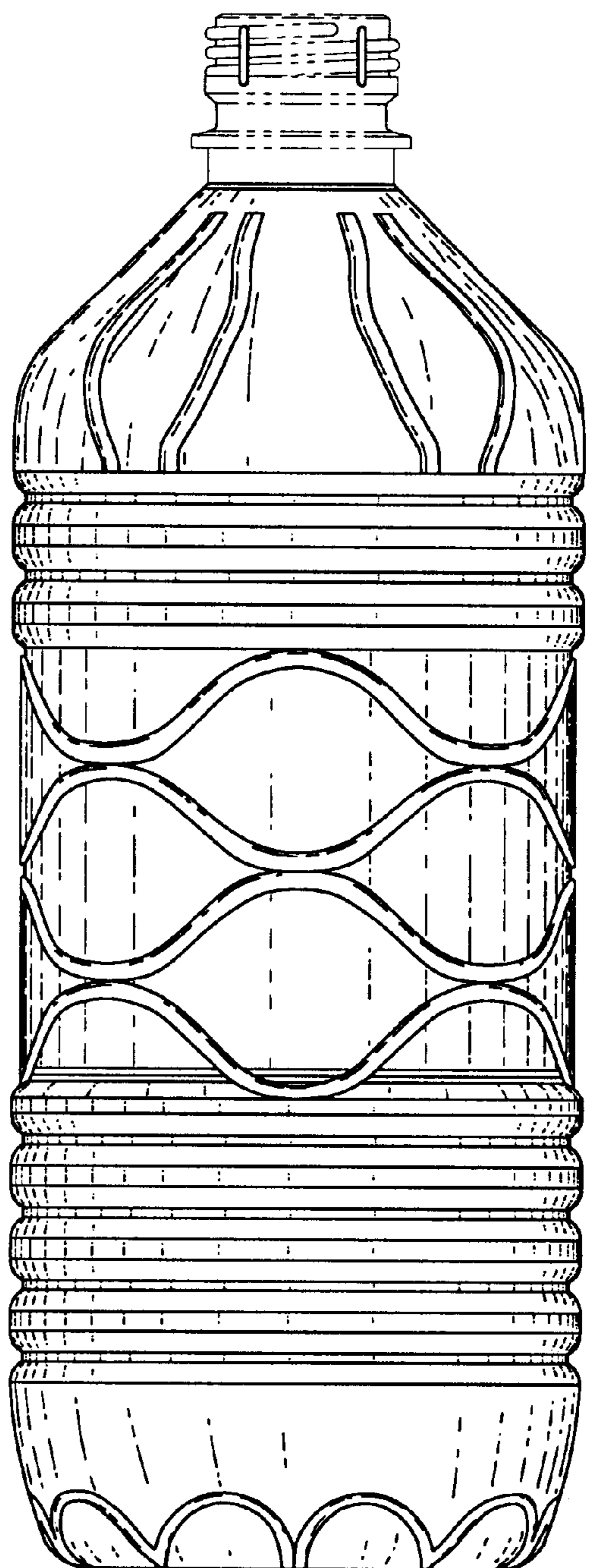


FIG. 3

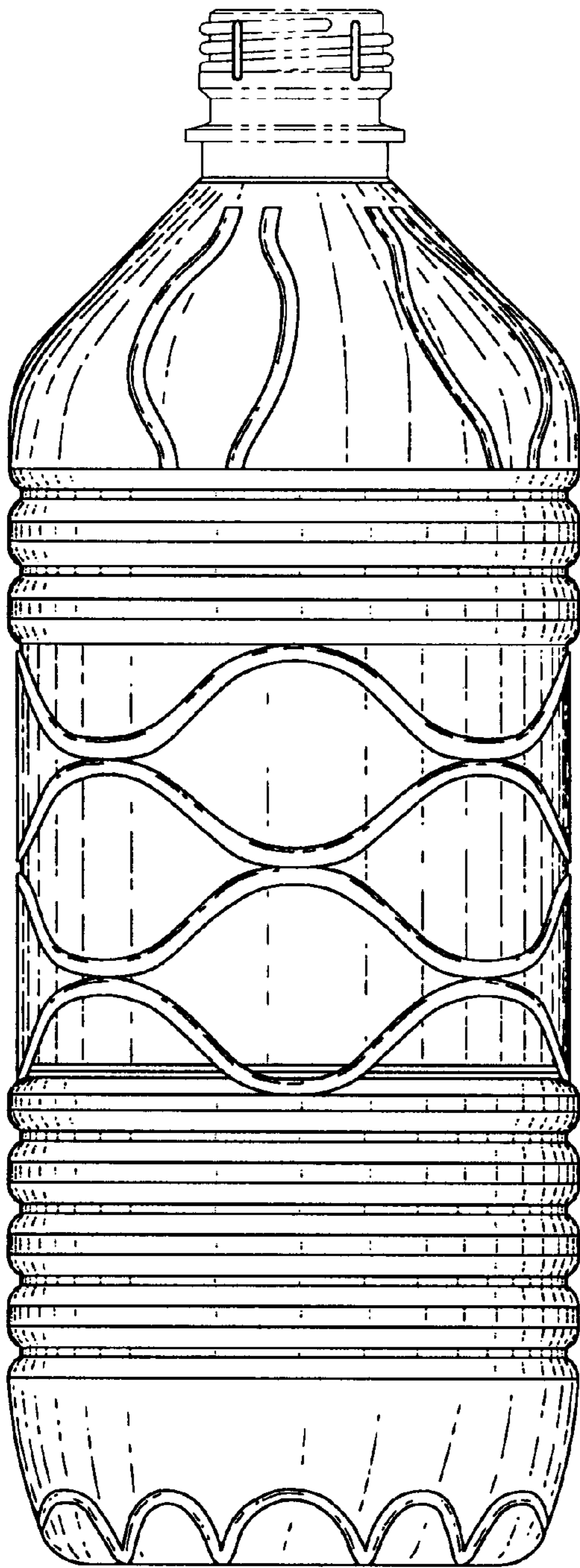


FIG. 4

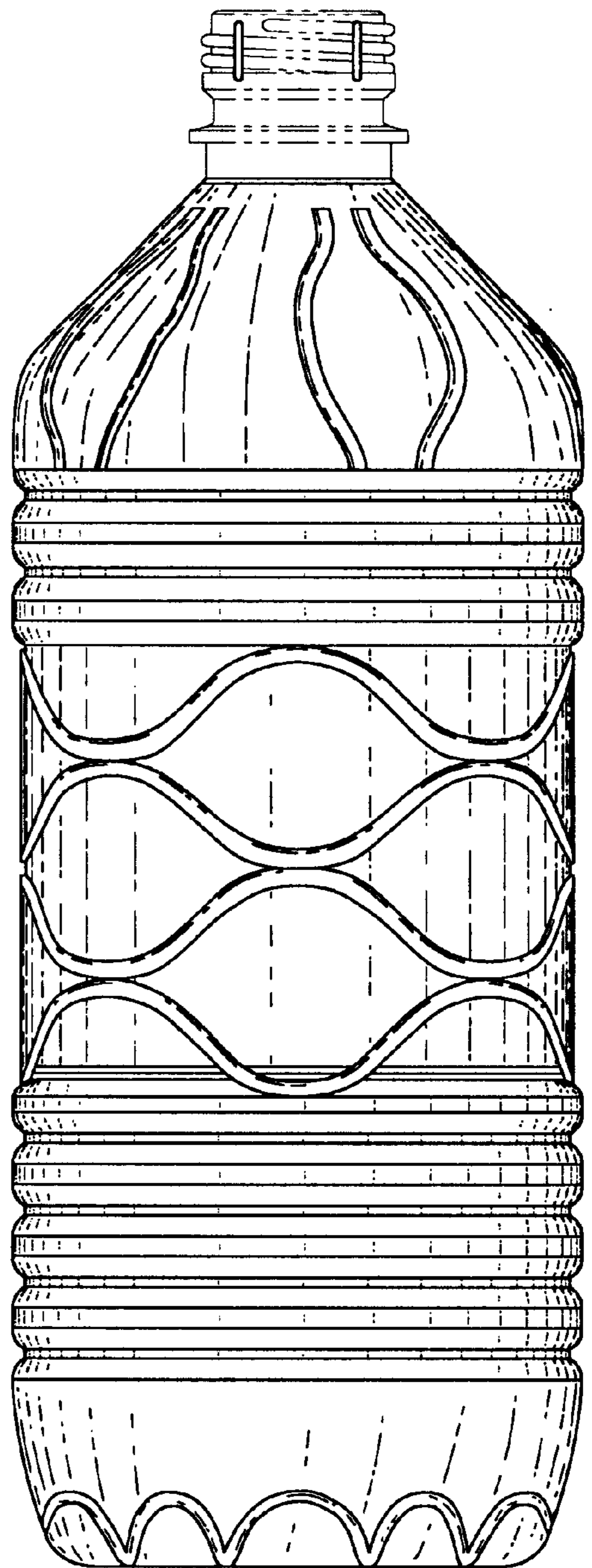


FIG. 5




FIG. 6



FIG. 7

UNITED STATES PATENT AND TRADEMARK OFFICE
CERTIFICATE OF CORRECTION

PATENT NO. : Des. 425,424
DATED : May 23, 2000
INVENTOR(S) : Jizu J. Cheng and Jeffrey D. Krich

Page 1 of 1

It is certified that error appears in the above-identified patent and that said Letters Patent is hereby corrected as shown below:

Title page,
Insert -- Cross Reference to Related Applications

This application is related to U.S. Serial No. 29/079,342, filed November 12, 1997; U.S. Serial No. 29/079,318, filed November 12, 1997; and U.S. Serial No. 29/079,350, filed November 12, 1997. --.

Signed and Sealed this

Seventh Day of September, 2004

A handwritten signature in black ink that reads "Jon W. Dudas". The signature is written in a cursive style with a large, looped initial "J".

JON W. DUDAS
Director of the United States Patent and Trademark Office