

US00D425422S

United States Patent [19]
David

[11] **Patent Number:** **Des. 425,422**
[45] **Date of Patent:** **** May 23, 2000**

[54] **COMBINED SINGLE SERVING WATER BOTTLE AND CLOSURE**

[75] Inventor: **Kenneth G. David**, Okemos, Mich.

[73] Assignee: **Suntory Water Group, Inc.**, Marietta, Ga.

[**] Term: **14 Years**

[21] Appl. No.: **29/091,693**

[22] Filed: **Aug. 4, 1998**

[51] **LOC (7) Cl.** **09-01**

[52] **U.S. Cl.** **D9/503; D9/438; D9/520**

[58] **Field of Search** **D9/500, 503, 438, D9/502, 504, 505, 520; 215/256, 382**

[56] **References Cited**

U.S. PATENT DOCUMENTS				
D. 198,342	6/1964	Taylor	D9/503
D. 214,159	5/1969	Hart et al.	D9/503
D. 386,085	11/1997	Green	D9/503
D. 391,485	3/1998	Biesecker, II et al.	D9/500
3,913,771	10/1975	Acton et al.	215/256
4,066,182	1/1978	Allen et al.	215/256

4,801,032 1/1989 Crisci 215/256
5,285,912 2/1994 Molinaro 215/256

Primary Examiner—Lucy Lieberman
Attorney, Agent, or Firm—Gottlieb Rackman & Rackman PC

[57] **CLAIM**

The ornamental design for a combined single serving water bottle and closure, as shown and described.

DESCRIPTION

FIG. 1 is a front elevational view of a combined single serving water bottle and closure embodying my new design; FIG. 2 is a rear elevational view of the combined single serving water bottle and closure of FIG. 1; FIG. 3 is a right side elevational view of the combined single serving water bottle and closure of FIG. 1; FIG. 4 is a left side elevational view of the combined single serving water bottle and closure of FIG. 1; FIG. 5 is a top plan view of the combined single serving water bottle and closure of FIG. 1; and, FIG. 6 is a bottom plan view of the combined single serving water bottle and closure of FIG. 1.

1 Claim, 2 Drawing Sheets




FIG.1




FIG.2

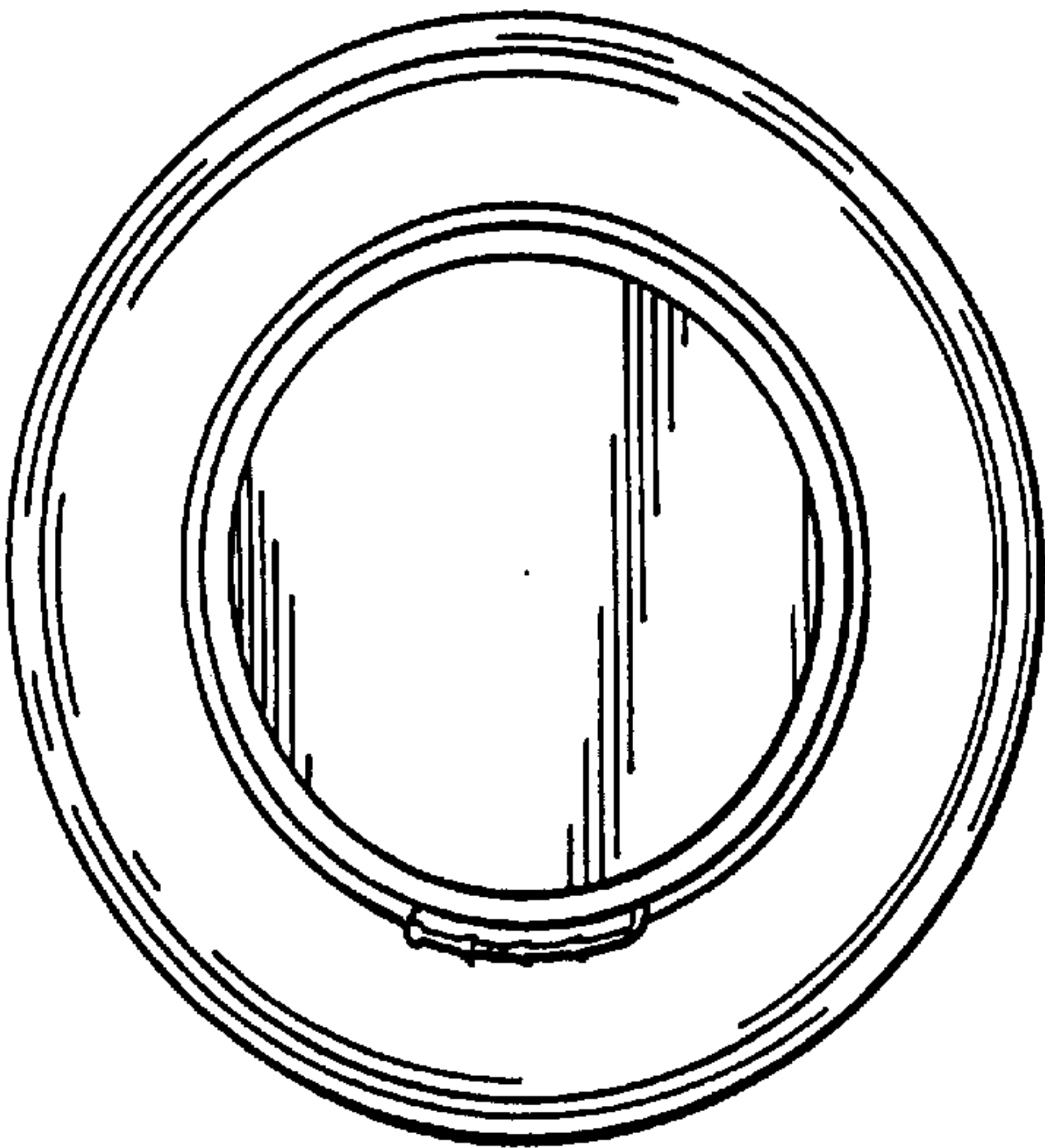



FIG.5

FIG.3




FIG.4

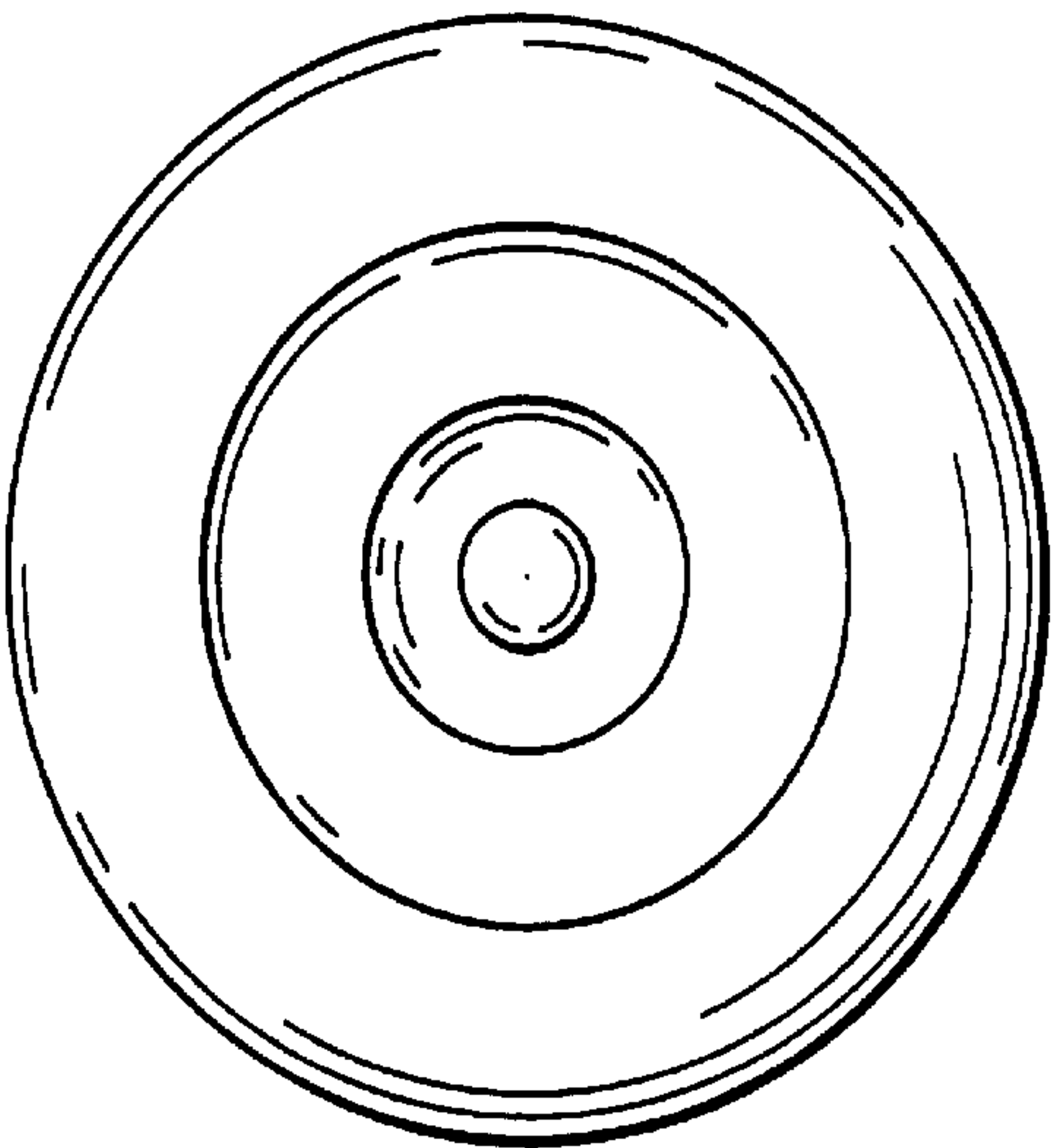



FIG.6