



US00D425419S

United States Patent [19] Huang

[11] Patent Number: **Des. 425,419**

[45] Date of Patent: **** May 23, 2000**

[54] **RIGID SHEET METAL END CLOSURE WITH INTEGRAL OPENER**

[75] Inventor: **Mai Huang**, Washington, Pa.

[73] Assignee: **Weirton Steel Corporation**, Weirton, W. Va.

[**] Term: **14 Years**

[21] Appl. No.: **29/093,969**

[22] Filed: **Sep. 22, 1998**

[51] **LOC (7) Cl.** **09-07**

[52] **U.S. Cl.** **D9/438**

[58] **Field of Search** D9/438, 416, 518;
215/255; 220/269, 270, 271, 272, 273,
793, 906

[56] **References Cited**

U.S. PATENT DOCUMENTS

D. 221,136 7/1971 Batchelar et al. D9/438

D. 274,306	6/1984	Lien et al.	D9/438 X
D. 274,603	7/1984	Lien et al.	D9/438 X
D. 328,032	7/1992	Saunders et al.	D9/438
D. 405,010	2/1999	Peter et al.	D9/438
3,186,582	6/1965	Henchert	220/272
3,232,474	2/1966	Dunn	220/270
3,715,050	2/1973	Batchelar et al.	220/270
4,690,297	9/1987	Hoft et al.	220/273

Primary Examiner—Cathron B. Matta
Attorney, Agent, or Firm—Shanley and Baker

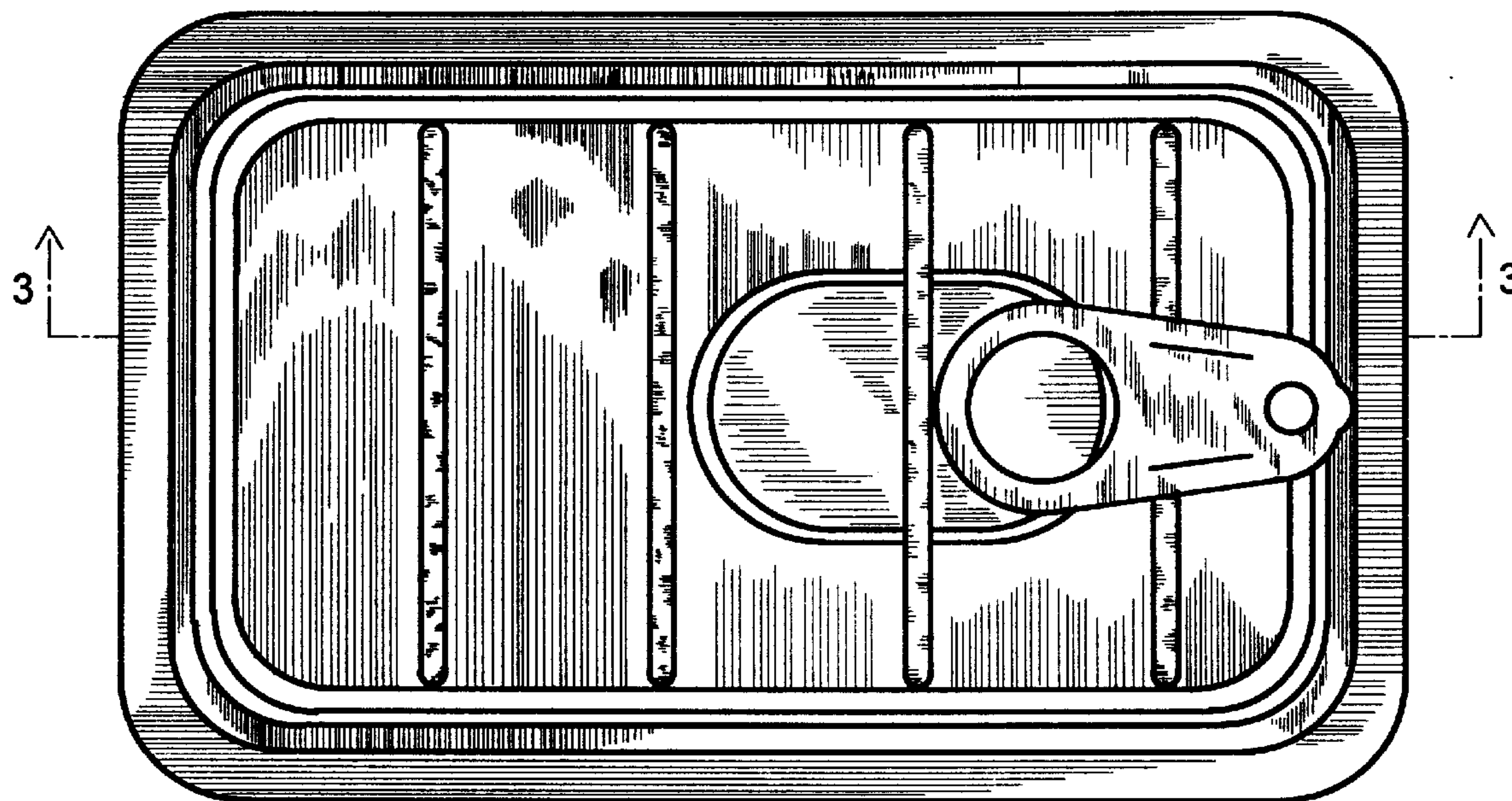
[57] **CLAIM**

The ornamental design for a rigid sheet metal end closure with integral opener, as shown and described.

DESCRIPTION

FIG. 1 is a top plan view of a rigid sheet metal end closure with integral opener showing my new design; FIG. 2 is a bottom plan view thereof; and, FIG. 3 is a cross-sectional view thereof, along line 3—3 of FIG. 1.

1 Claim, 3 Drawing Sheets



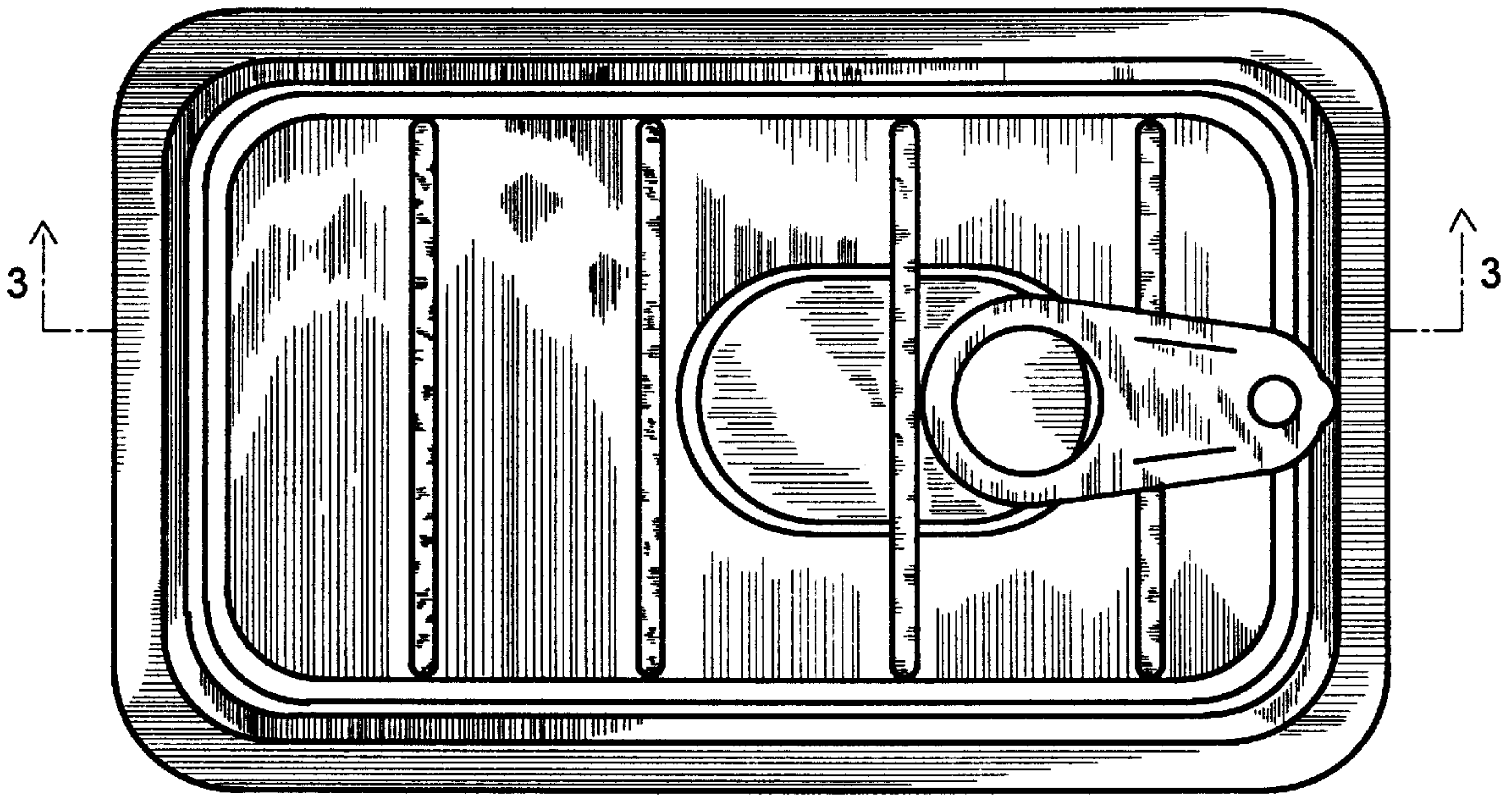


FIG. 1

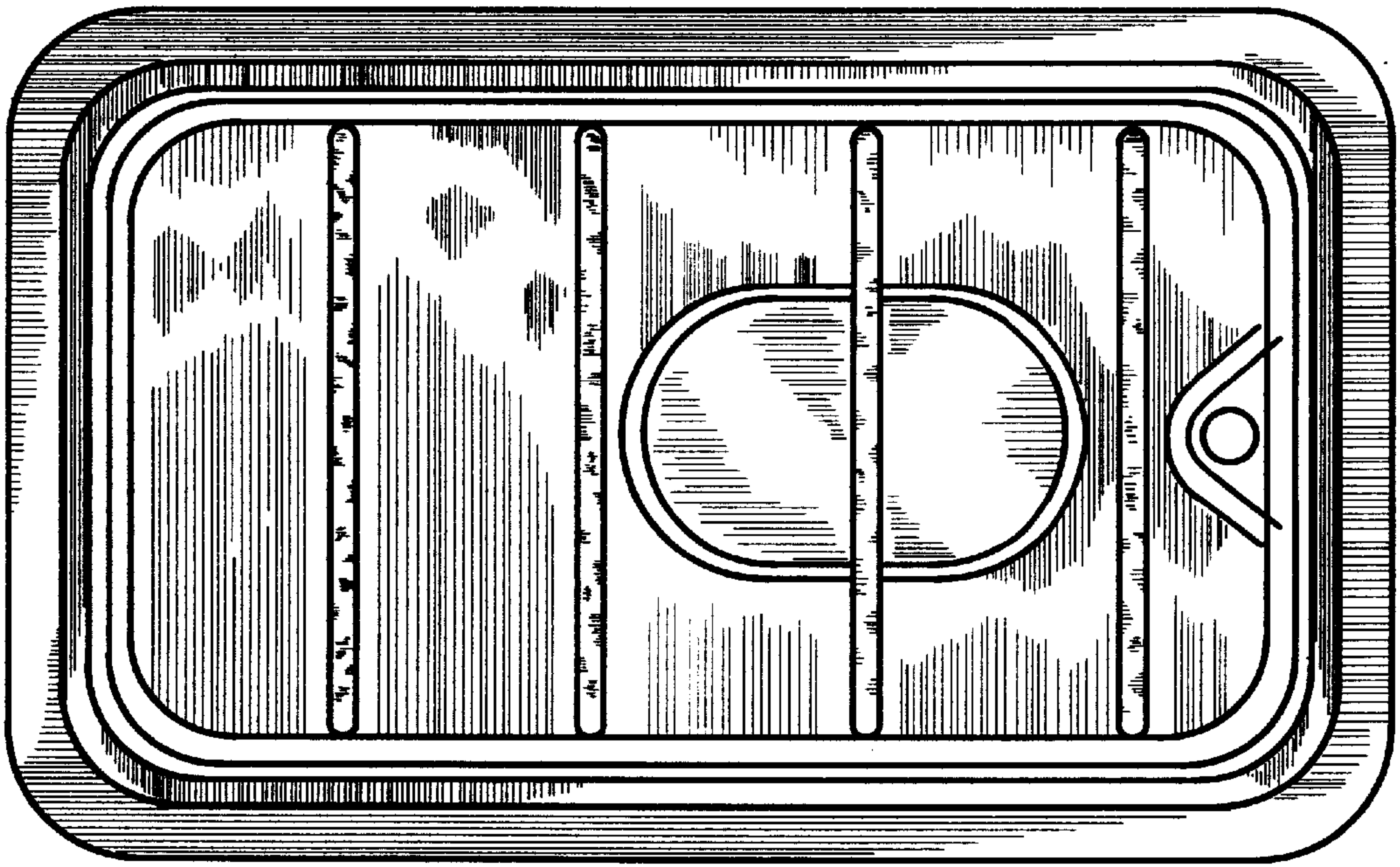


FIG. 2

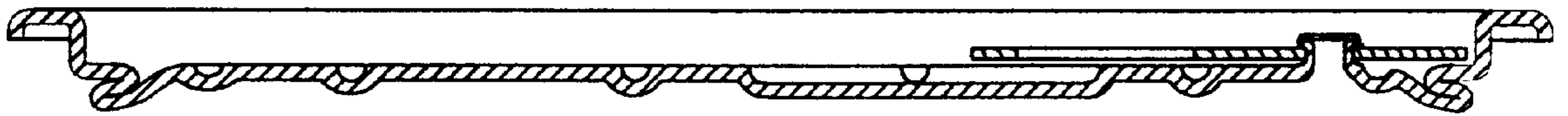


FIG. 3