



US00D425410S

United States Patent [19]

[11] **Patent Number: Des. 425,410**

Berman

[45] **Date of Patent: ** May 23, 2000**

[54] **TRANSPARENT TOP OPAQUE BOTTOM FLEXIBLE BEVERAGE CONTAINER**

5,350,240 9/1994 Billman 383/104
5,808,983 9/1998 Millon et al. 383/906 X
5,957,584 9/1999 Lakey 383/61 X

[75] Inventor: **Ronald H. Berman**, Long Beach, Calif.

OTHER PUBLICATIONS

[73] Assignee: **Saddlesprings Beverage Co.**, Torrance, Calif.

Photocopy and sample of Capri Sun Beverage Container, undated.

[**] Term: **14 Years**

Photocopy and of Hi-C Beverage Container, undated.

[21] Appl. No.: **29/109,086**

Three sheets of design patent applications drawings from the Coca-Cola company, undated.

[22] Filed: **Aug. 10, 1999**

Primary Examiner—Cathron B. Matta

[51] **LOC (7) Cl.** **09-05**

Attorney, Agent, or Firm—Stout, Uxa, Buyan & Mullins; Philip H. Haymond

[52] **U.S. Cl.** **D9/305**

[57] CLAIM

[58] **Field of Search** D9/302, 305; D24/207; 222/92, 107; 383/36, 61, 104, 106, 122, 906, 907

The ornamental design for the transparent top opaque bottom flexible beverage container, as shown and described.

[56] References Cited

DESCRIPTION

U.S. PATENT DOCUMENTS

D. 304,546	11/1989	Cattach	D9/305
D. 318,611	7/1991	Sherman	D9/305
D. 319,176	8/1991	Sherman	D9/305
D. 360,824	8/1995	Ossendryver	D9/305
D. 392,559	3/1998	Smith et al.	D9/306
D. 409,481	5/1999	Smith et al.	D9/302
D. 410,838	6/1999	Berman	D9/305
4,837,849	6/1989	Erickson	383/104
4,886,373	12/1989	Corella	383/104
4,998,646	3/1991	Sherman	222/107
5,059,036	10/1991	Richison et al.	383/61
5,074,675	12/1991	Osgood	383/122

FIG. 1 is a front perspective view of my design for a transparent top opaque bottom flexible beverage container showing the characteristic feature of the design, which resides in its shape together with having a transparent upper portion and an opaque lower portion on the front and back. FIG. 2 is a top view thereof.

FIG. 3 is a bottom view thereof.

FIG. 4 is a front elevational view thereof.

FIG. 5 is a right side elevational view thereof, the left side is identical; and,

FIG. 6 is a rear elevational view thereof.

1 Claim, 2 Drawing Sheets

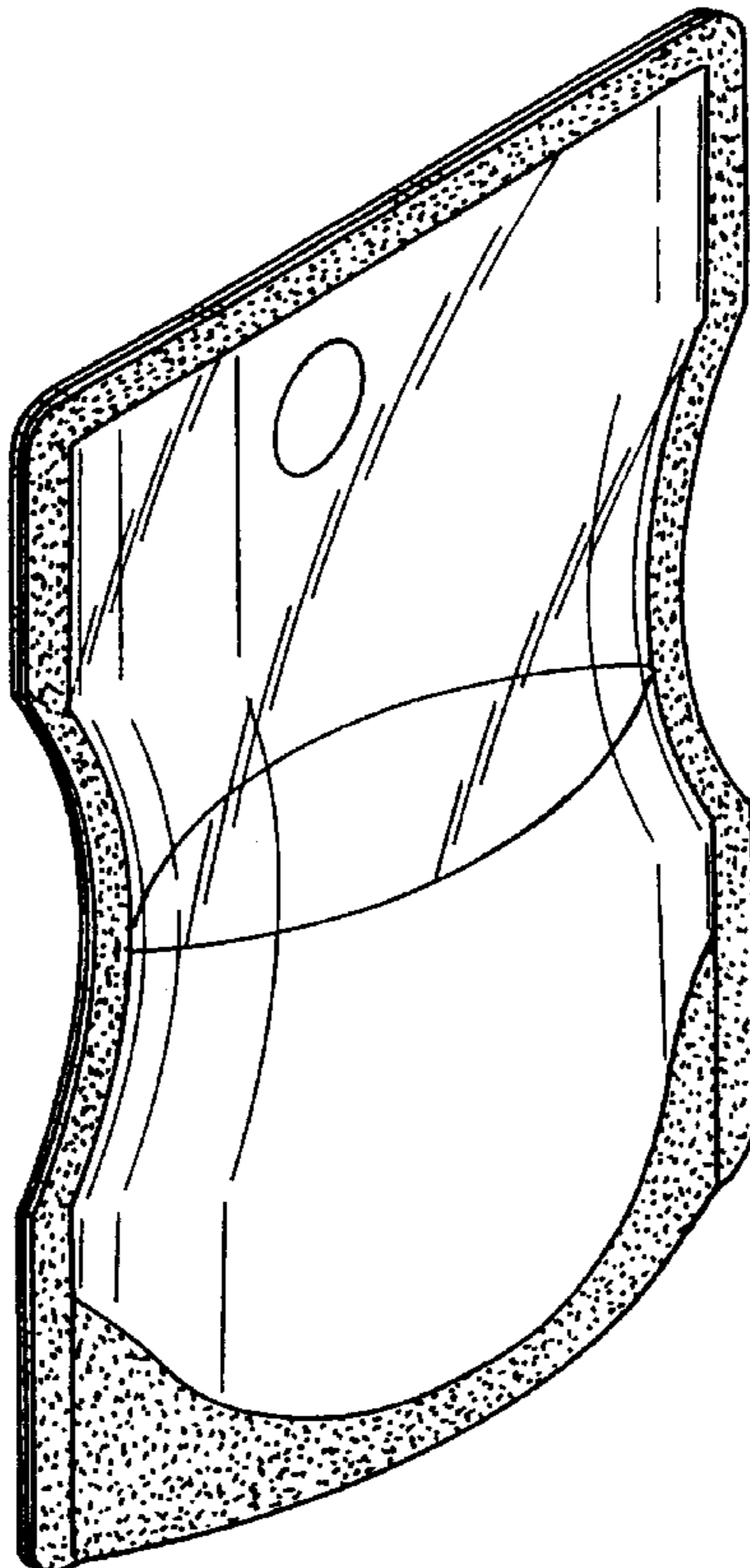


FIG. 1

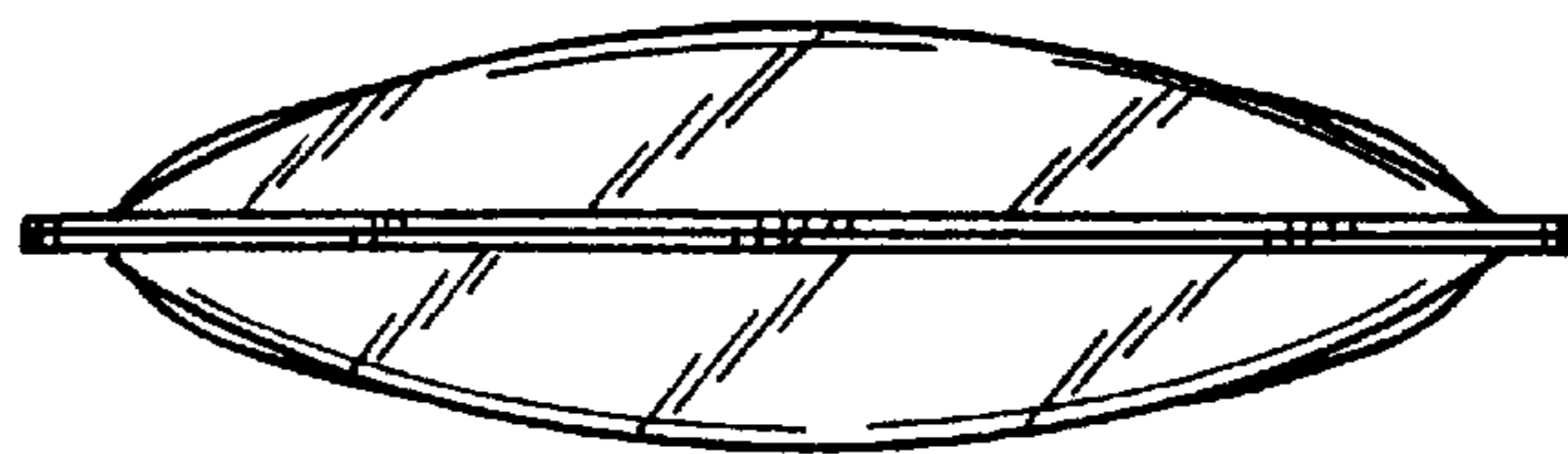
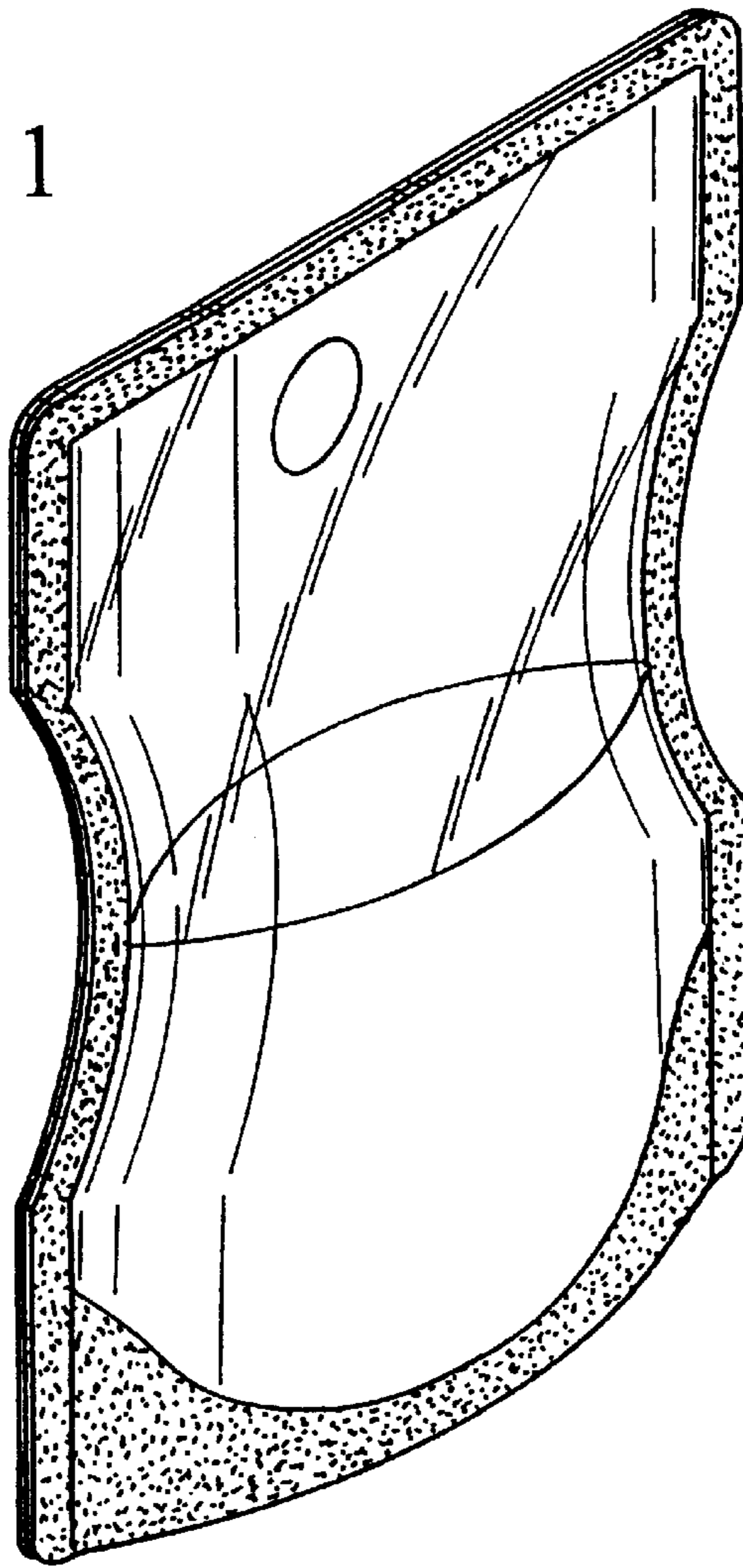


FIG. 2

FIG. 3



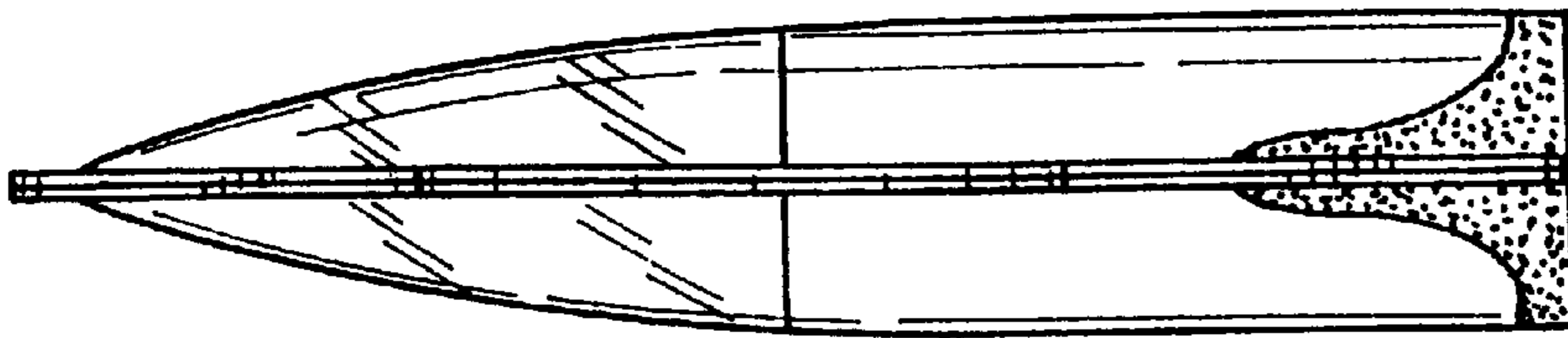


FIG. 5

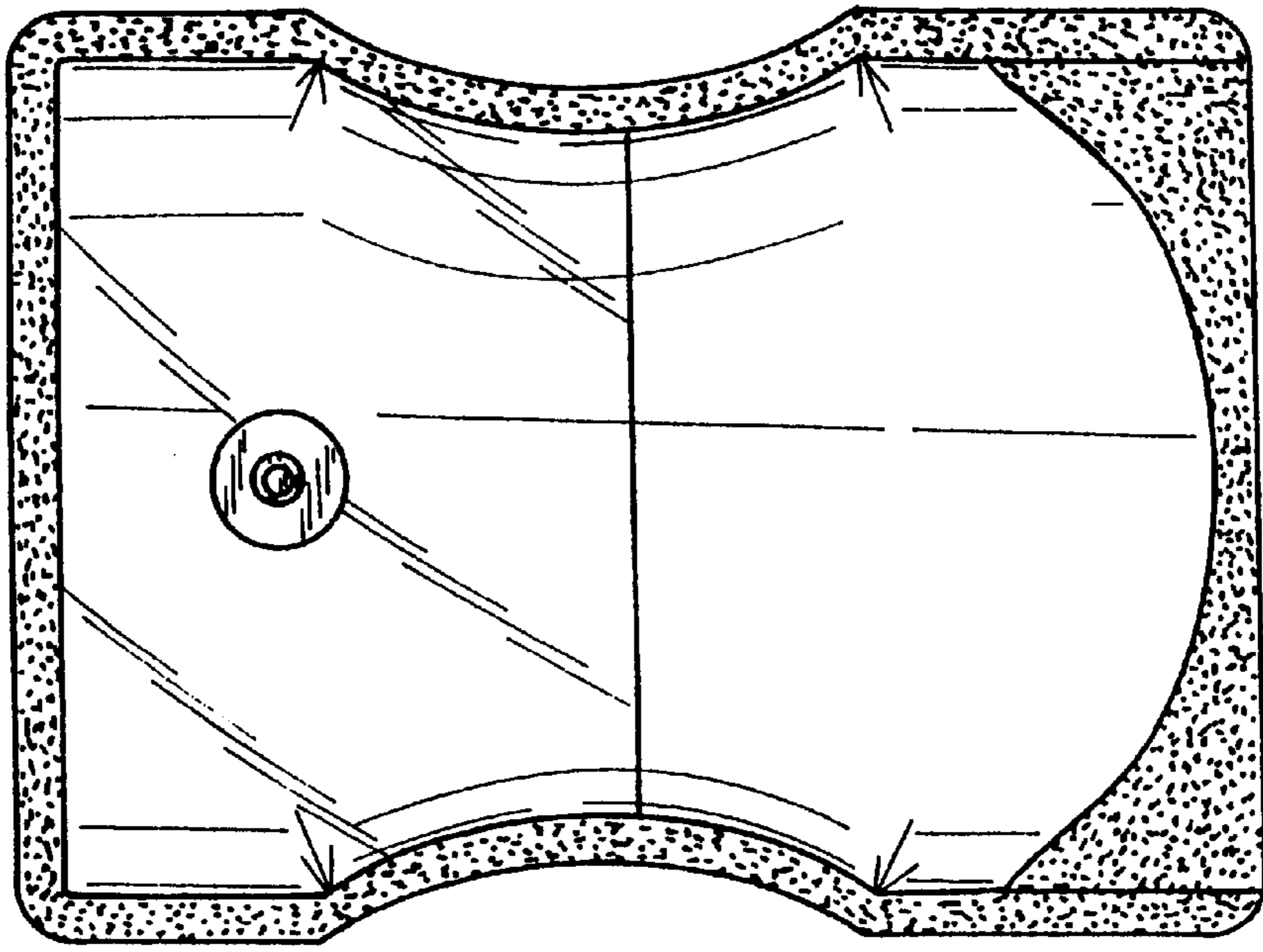


FIG. 6

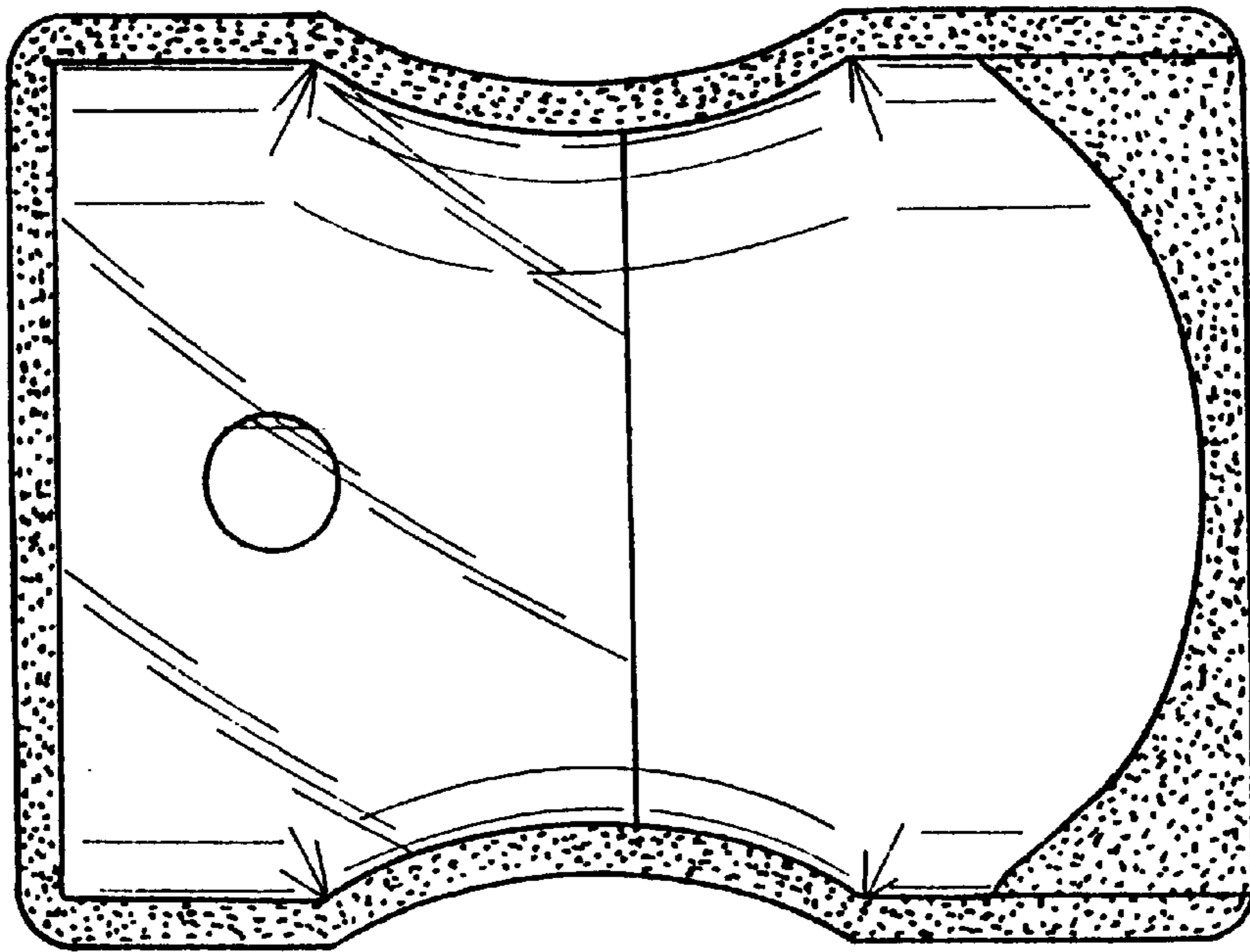


FIG. 4