



US00D425407S

United States Patent [19]

Ackerman

[11] Patent Number: **Des. 425,407**

[45] Date of Patent: **** May 23, 2000**

[54] **COLOGNE DISPENSER**

[75] Inventor: **Linda L. Ackerman**, Wilton Manors, Fla.

[73] Assignee: **Parlux Fragrances, Inc.**, Ft. Lauderdale, Fla.

[**] Term: **14 Years**

[21] Appl. No.: **29/105,394**

[22] Filed: **May 24, 1999**

[51] **LOC (7) Cl.** **09-01**

[52] **U.S. Cl.** **D9/300**

[58] **Field of Search** D9/300, 448, 530, D9/542, 551, 558, 564, 573, 574; D28/91.1; 222/153.11, 153.12, 153.13, 153.14, 320, 321.1, 321.6, 321.7, 321.8, 321.9, 324, 402.1, 402.11, 402.13; 239/333, 337

[56] **References Cited**

U.S. PATENT DOCUMENTS

D. 260,605 9/1981 Saunders D9/300

D. 277,549	2/1985	Martinez	D9/300
D. 292,066	9/1987	Gazulla	D9/300
D. 292,265	10/1987	Schmidt	D9/300
D. 306,554	3/1990	Lawson	D9/300
D. 372,872	8/1996	Crawford	D9/529
5,918,777	7/1999	Flak	222/212

Primary Examiner—Cathron B. Matta
Attorney, Agent, or Firm—Blakely, Sokoloff, Taylor & Zafman LLP

[57] **CLAIM**

The ornamental design for a cologne dispenser, as shown and described.

DESCRIPTION

FIG. 1 is a perspective view showing the front, top and right side of my new design;
FIG. 2 is a rear elevation view thereof;
FIG. 3 is a right side elevation view thereof, the left side being a mirror image;
FIG. 4 is a top plan view thereof; and,
FIG. 5 is a bottom plan view thereof.

1 Claim, 1 Drawing Sheet




FIG. 1

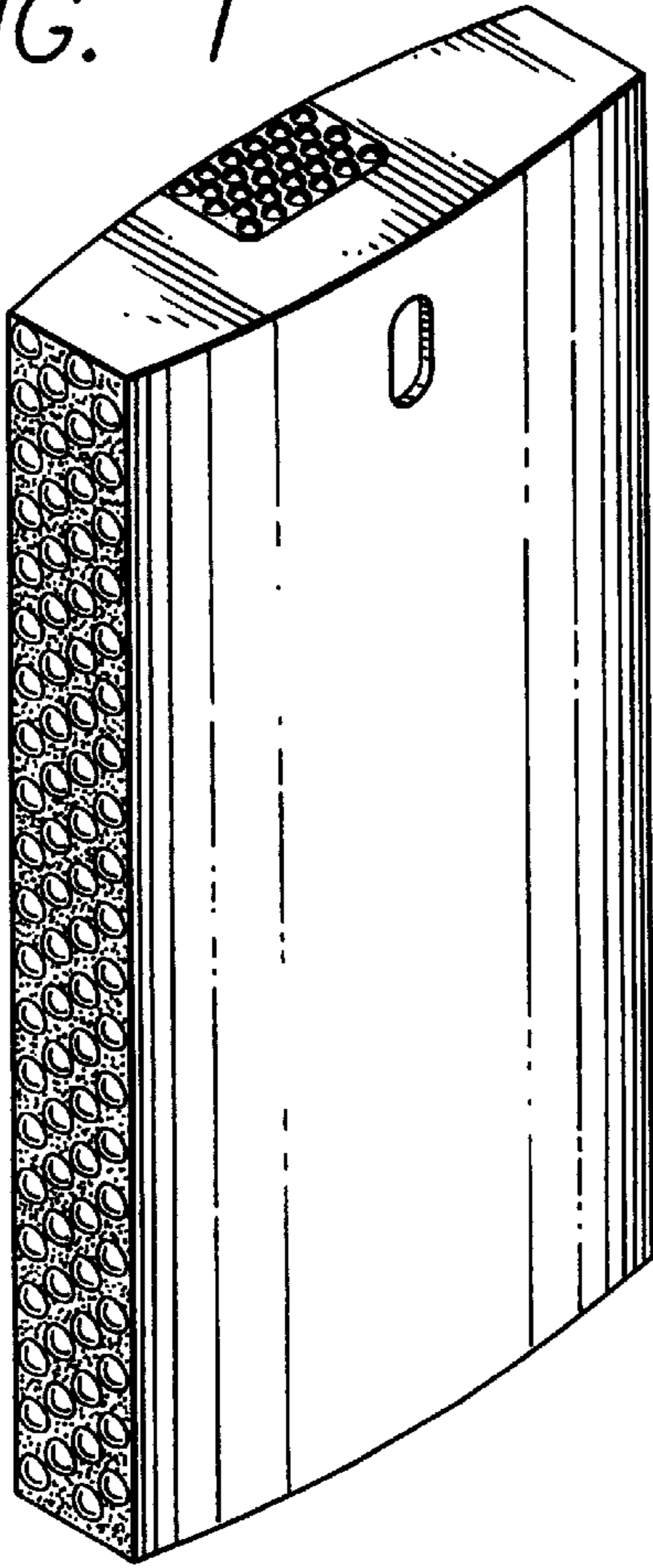


FIG. 2


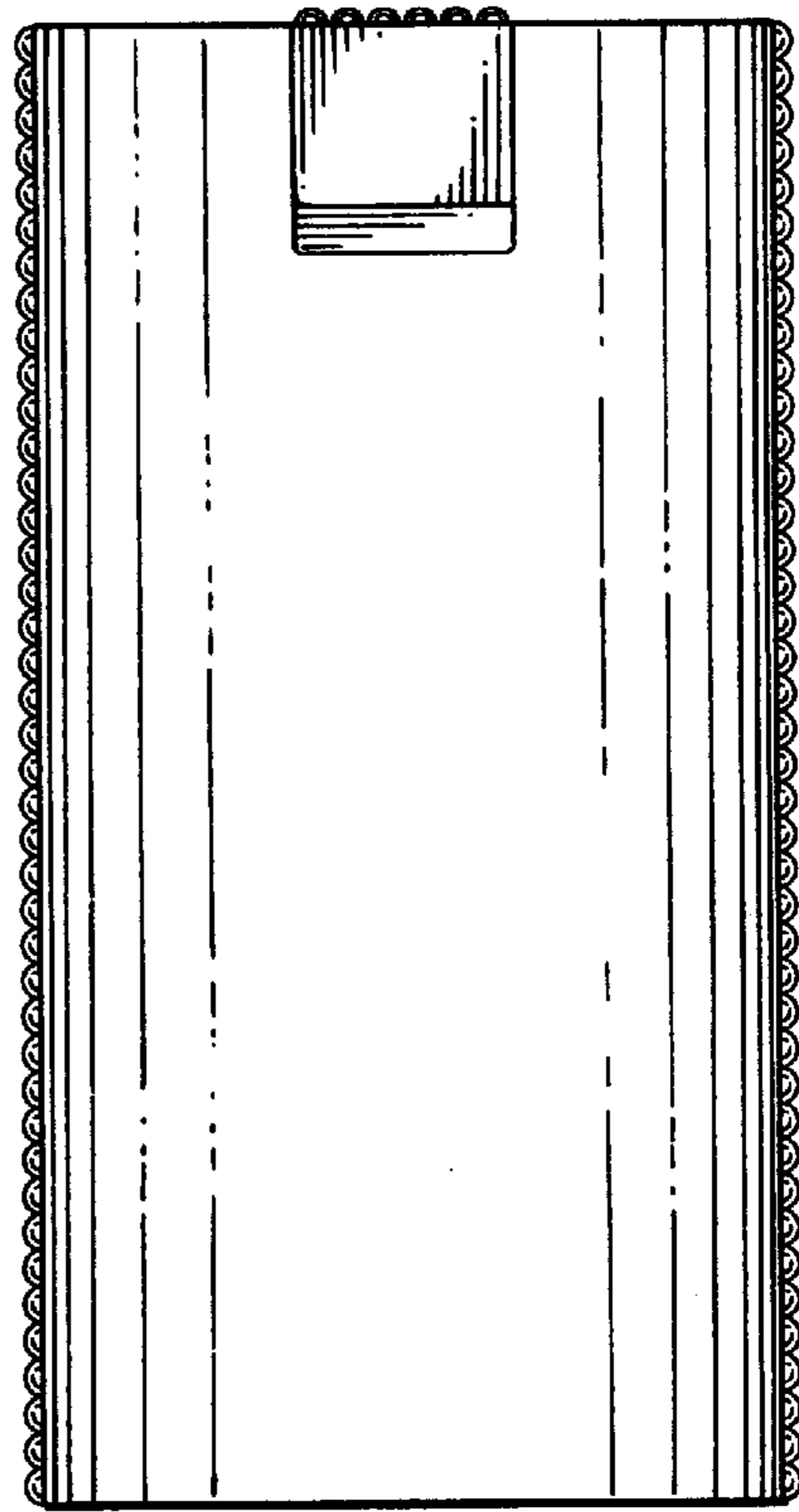


FIG. 4

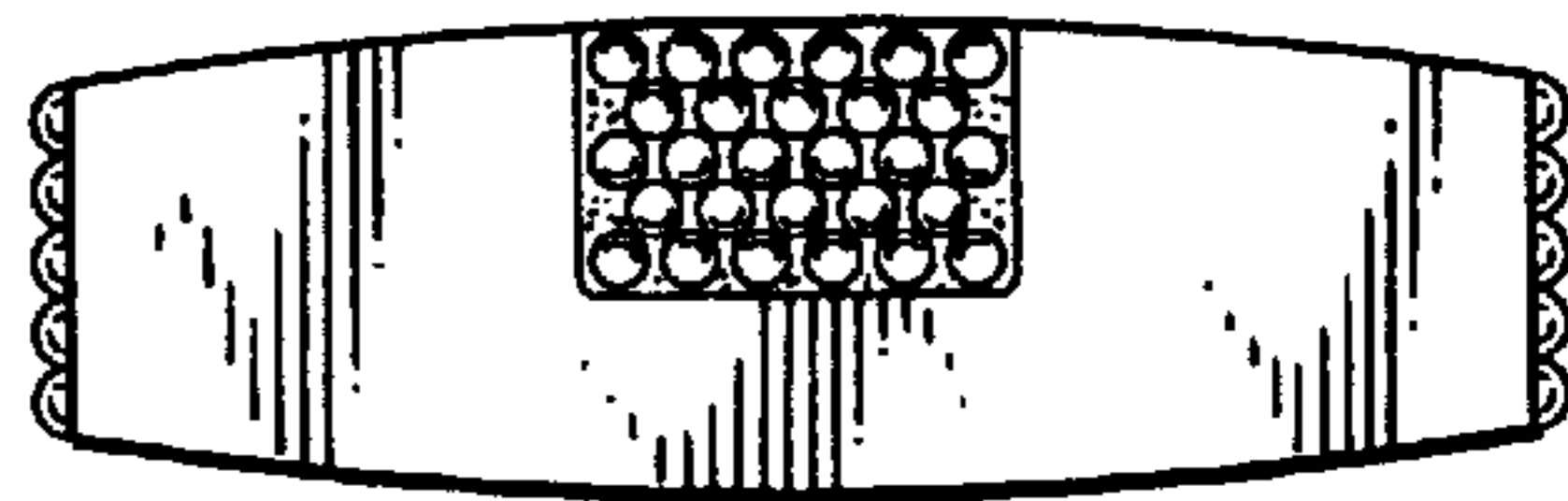


FIG. 3

FIG. 5

