



US00D425390S

**United States Patent** [19]  
**Collins**

[11] **Patent Number: Des. 425,390**

[45] **Date of Patent: \*\* May 23, 2000**

[54] **FOLDING KNIFE**

[76] Inventor: **Walter W. Collins**, P.O. Box 100,  
North, S.C. 29112

[\*\*] Term: **14 Years**

[21] Appl. No.: **29/082,419**

[22] Filed: **Jan. 21, 1998**

[51] **LOC (7) Cl.** ..... **08-03**

[52] **U.S. Cl.** ..... **D8/99**

[58] **Field of Search** ..... D8/98, 99; D22/118;  
30/154, 155, 156, 157, 158, 159, 160, 161,  
162

[56] **References Cited**

**U.S. PATENT DOCUMENTS**

D. 366,408	1/1996	Sessions et al.	.....	D8/99
D. 382,189	8/1997	Viele	.....	D8/99
D. 384,871	10/1997	McWillis	.....	D8/99
D. 387,966	12/1997	Horn	.....	D8/99
D. 389,718	1/1998	Wegner	.....	D8/99
5,689,890	11/1997	Glesser	.....	30/155

**OTHER PUBLICATIONS**

Gorilla & Sons Catalog, pp. 21 and 44, SOG Specialty Knives & Beretta U.S.A. Knives, 1997.

*Primary Examiner*—Philip S. Hyder  
*Attorney, Agent, or Firm*—Leatherwood Walker Todd & Mann, P.C.


[57] **CLAIM**

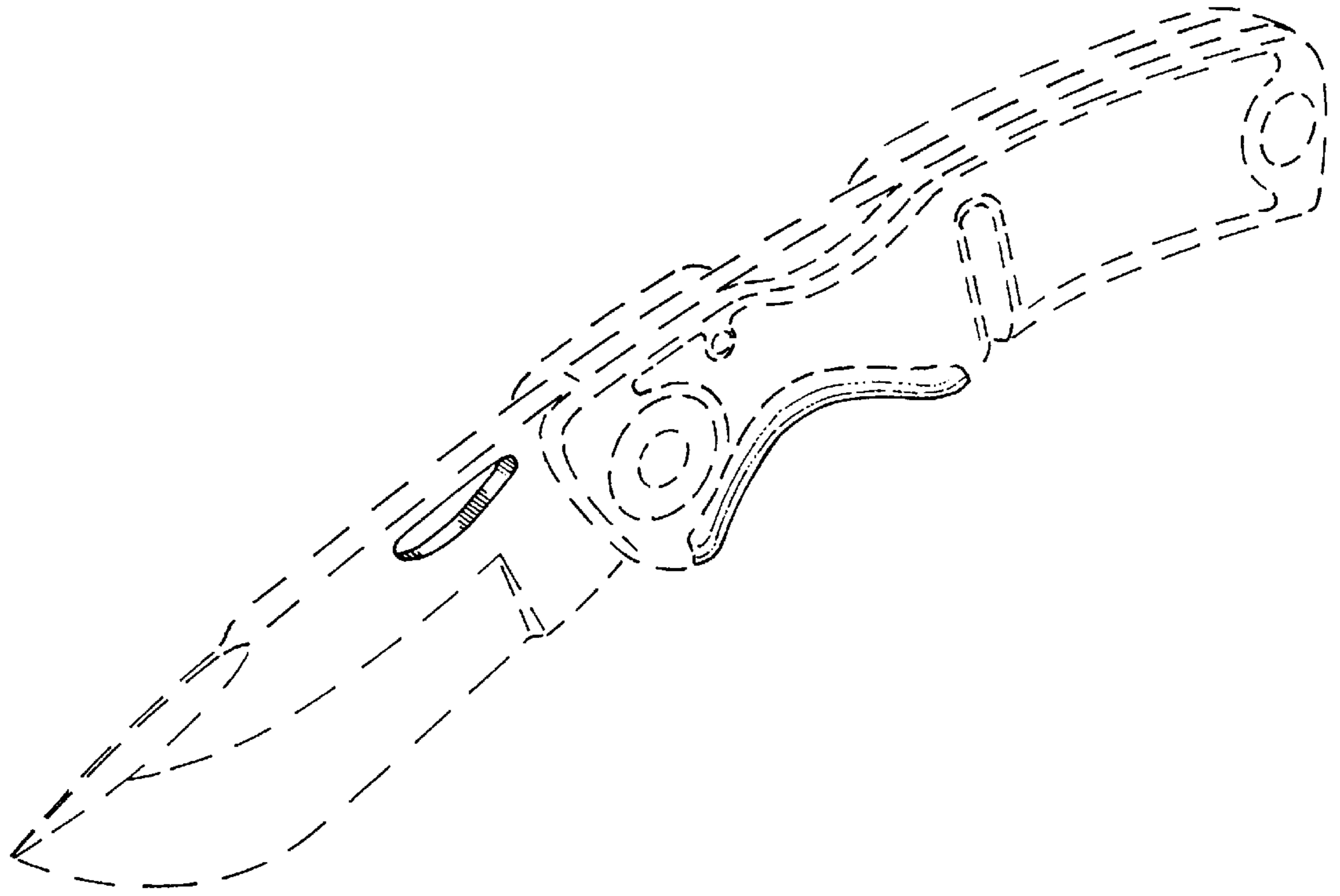
The ornamental design for a folding knife, as shown and described.

**DESCRIPTION**

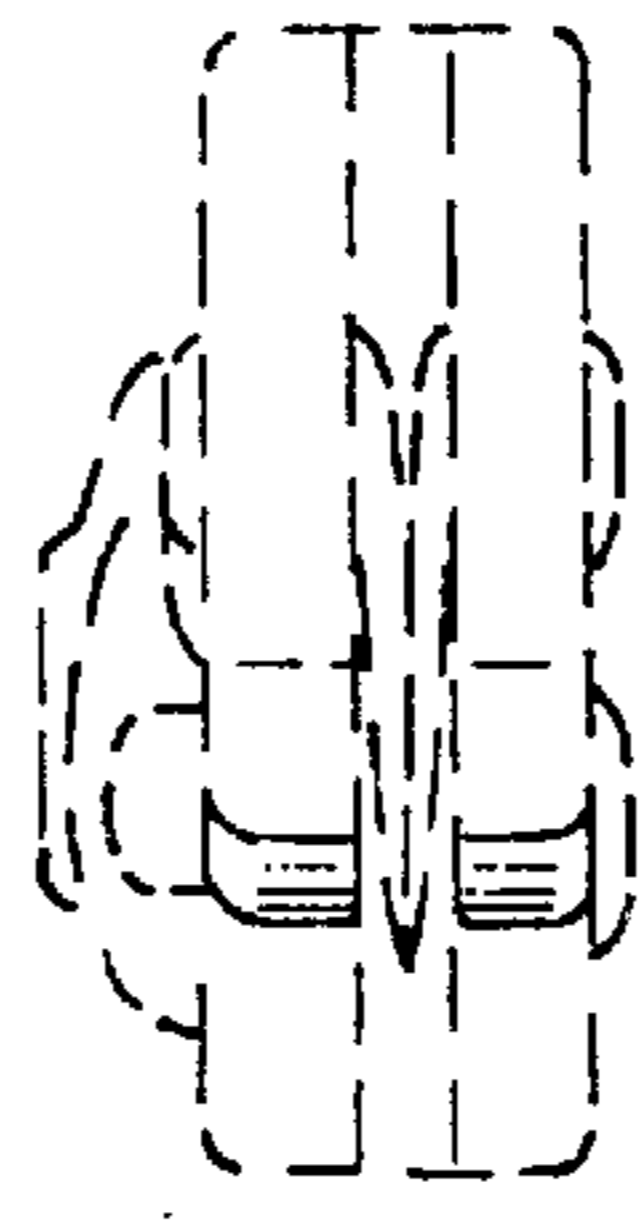
FIG. 1 is a perspective view of a folding knife showing my new design;  
FIG. 2 is a frontal elevational view thereof;  
FIG. 3 is a right side elevational view thereof, with a blade thereof extended;  
FIG. 4 is a bottom plan view thereof; and,  
FIG. 5 is a right side elevational view thereof, with the blade thereof retracted.  
The broken line portions of the drawings are for illustrative purposes only and form no part of the claimed design.

**1 Claim, 3 Drawing Sheets**

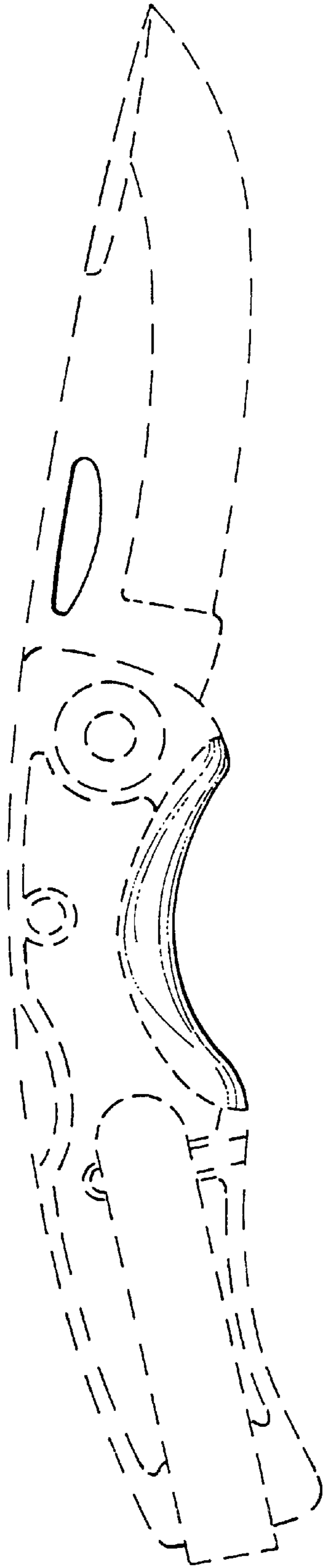




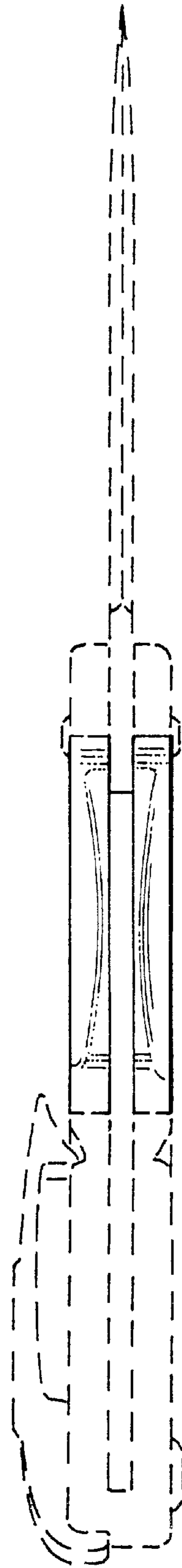
*Fig. 1*




*Fig. 2*



*Fig. 3*



*Fig. 4*



*Fig. 5*