



US00D425388S

United States Patent [19] Lin

[11] Patent Number: Des. 425,388

[45] Date of Patent: ** May 23, 2000

[54] ILLUMINATABLE SCREWDRIVER

[76] Inventor: **Chang-Min Lin**, No. 331, Chang Chun St., Chiu Te Village, Wu Jih Hsiang, Taichung County, Taiwan

[**] Term: **14 Years**

[21] Appl. No.: **29/104,407**

[22] Filed: **May 4, 1999**

[51] LOC (7) Cl. **08-04**

[52] U.S. Cl. **D8/87; D8/85; D8/82**

[58] Field of Search D8/82, 83, 84, D8/85, 86, 87; D26/38; 362/119, 120, 109; 81/436, 438, 439, 177.1

[56] **References Cited**

U.S. PATENT DOCUMENTS

D. 312,563	12/1990	Hillinger	D8/83
D. 358,316	5/1995	Markwart et al.	D8/82
D. 363,012	10/1995	Humphries	D8/83
D. 376,305	12/1996	Kung	D8/87

D. 404,277	1/1999	Shiao	D8/83
D. 405,335	2/1999	Lin	D8/82
D. 412,096	7/1999	Kung et al.	D8/87
4,283,757	8/1981	Nalbandian et al.	362/120
5,713,656	2/1998	Lin	362/120
5,772,308	6/1998	Lin	362/119

Primary Examiner—Philip S. Hyder
Attorney, Agent, or Firm—Harrison & Egbert

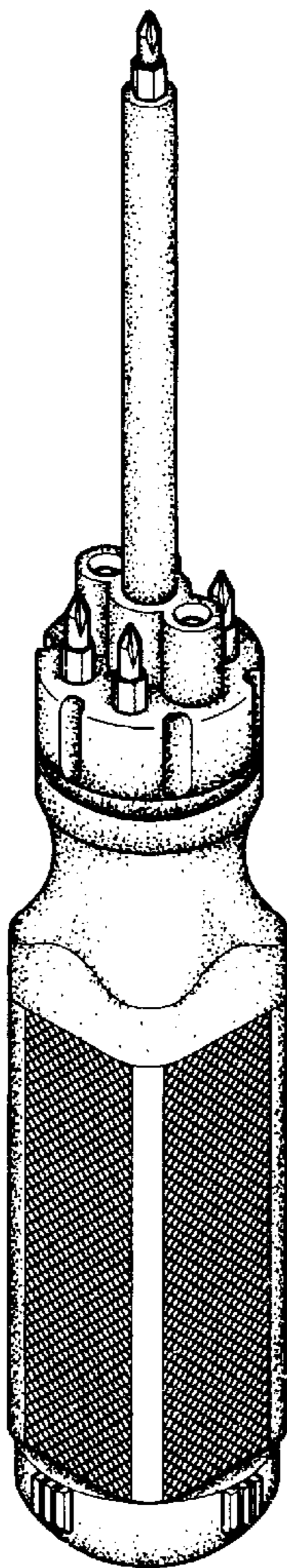
[57] **CLAIM**

I claim the ornamental design for a illuminatable screwdriver, as shown and described.

DESCRIPTION

FIG. 1 is an upper perspective view of a illuminatable screwdriver showing my design.
FIG. 2 is a side view thereof;
FIG. 3 is an end view thereof;
FIG. 4 is a front view thereof;
FIG. 5 is an opposite end view thereof;
FIG. 6 is an opposite side view thereof; and,
FIG. 7 is a back view thereof.

1 Claim, 7 Drawing Sheets



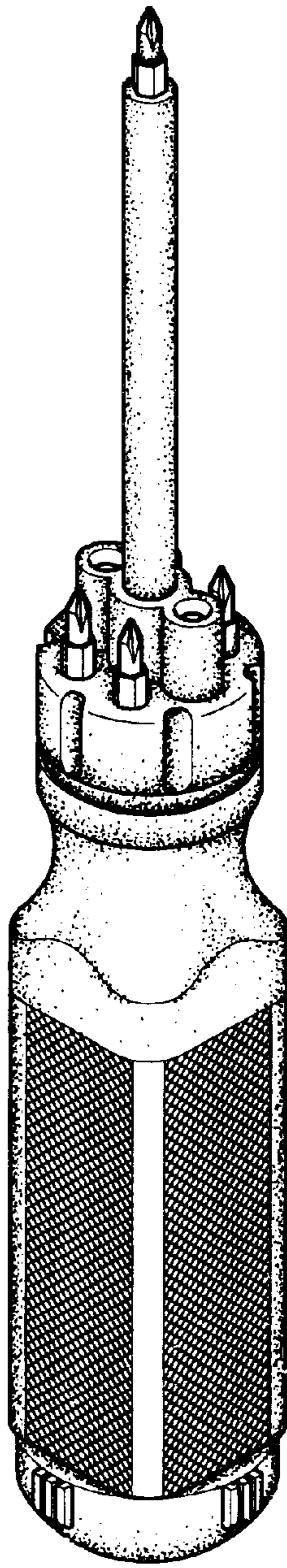


FIG. 1




FIG. 2

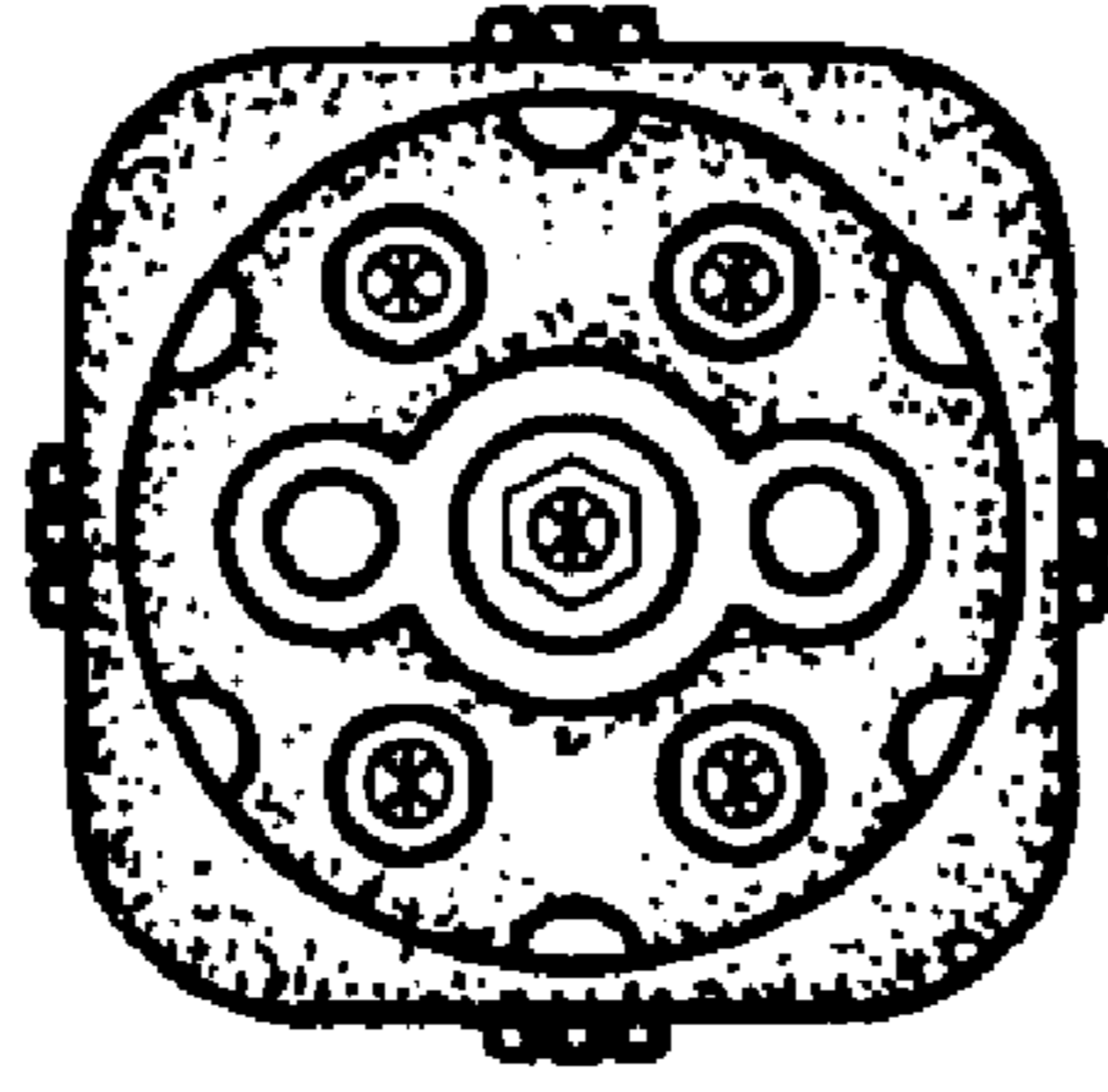


FIG. 3




FIG. 4

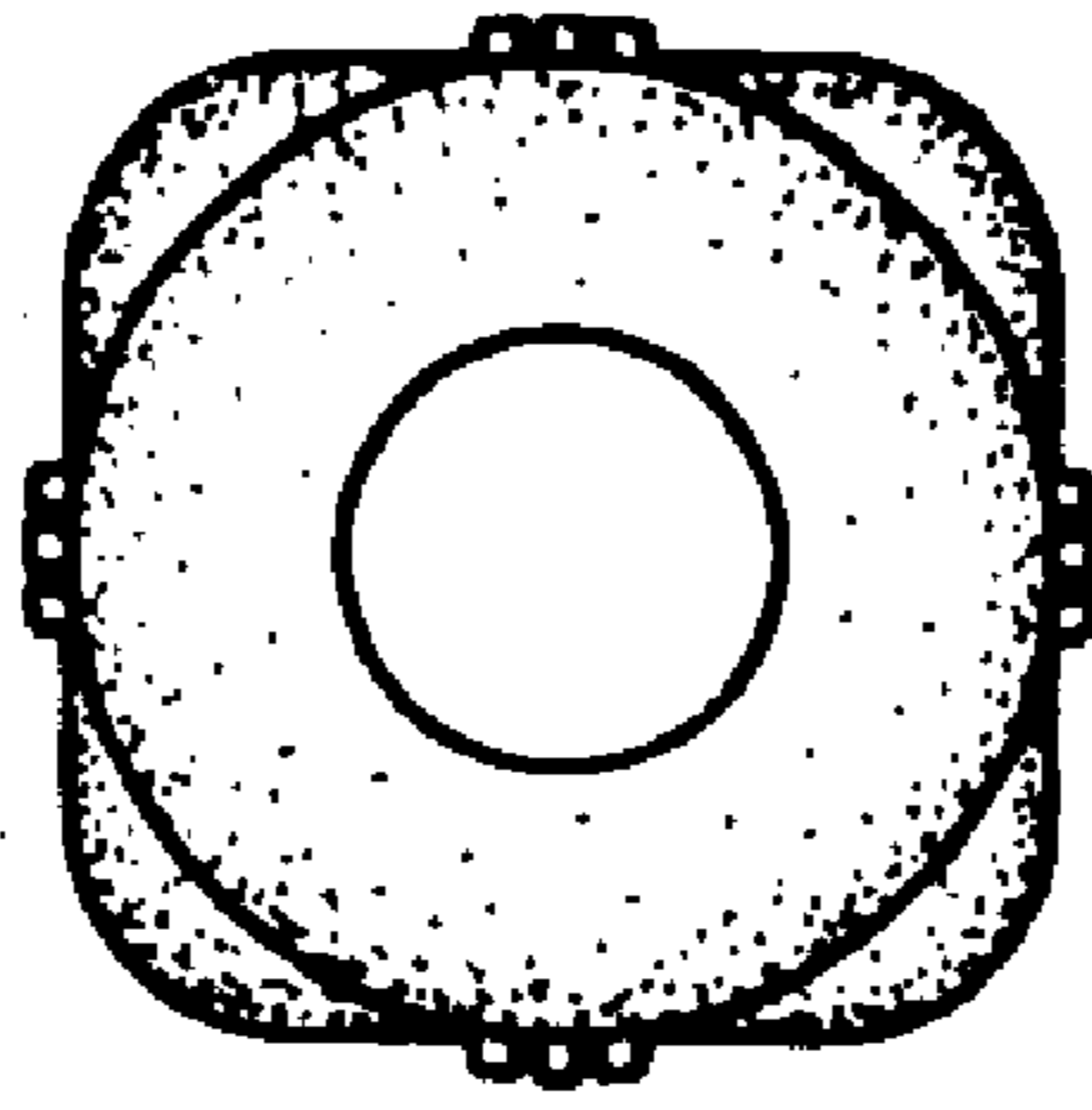


FIG. 5




FIG. 6

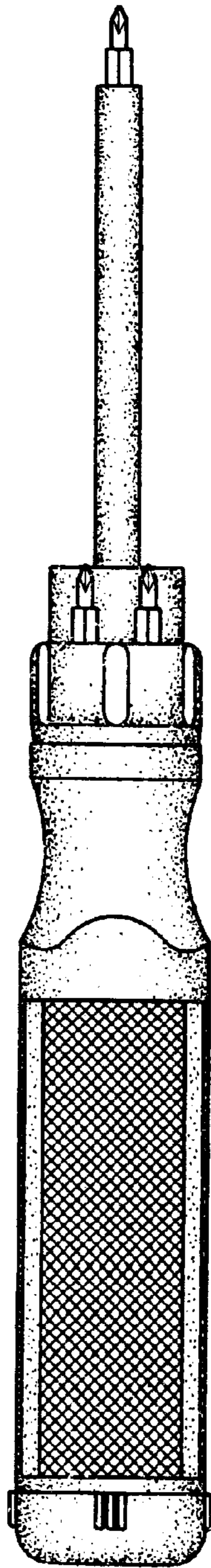


FIG. 7