



US00D425382S

United States Patent [19] Gordon

[11] Patent Number: Des. 425,382

[45] Date of Patent: ** May 23, 2000

[54] **PLANT PROTECTOR**

[76] Inventor: **Glenn Russell Gordon**, 44 Durham Street, Stanmore, New South Wales 2048, Australia

[**] Term: **14 Years**

[21] Appl. No.: **29/092,693**

[22] Filed: **Aug. 25, 1998**

[30] **Foreign Application Priority Data**

Feb. 25, 1998 [AU] Australia 502/1998

[51] **LOC (7) Cl.** **08-01**

[52] **U.S. Cl.** **D8/1**

[58] **Field of Search** D8/1; 47/20-21, 47/23, 26, 28.1; D9/433

[56] **References Cited**

U.S. PATENT DOCUMENTS

D. 162,243	2/1951	Simmons	D8/1
283,837	8/1883	Wallace	47/23
D. 351,557	10/1994	Nobe, Jr.	D9/433 X
436,329	9/1890	Bass	47/28.1
1,233,099	7/1917	Miller	47/21
4,969,955	11/1990	Fitzgerald	

FOREIGN PATENT DOCUMENTS

232618	10/1958	Australia .
3317778	2/1978	Australia .
6157680	8/1980	Australia .

5484486	3/1985	Australia .
8301987	12/1986	Australia .
2173495	6/1995	Australia .
661860	8/1995	Australia .
7620683	6/1976	France .
2104366	8/1982	United Kingdom .
9500425	of 0000	WIPO .
WO9320684	4/1983	WIPO .
WO9602125	7/1995	WIPO .
WO9703551	7/1996	WIPO .

Primary Examiner—Holly Baynham
Attorney, Agent, or Firm—Oppenheimer Wollff & Donnelly LLP

[57] **CLAIM**

The ornamental plant protector, as shown and described.

DESCRIPTION

FIG. 1 is a top plan view of my plant protector, the bottom being a mirror image thereof;
 FIG. 2 is a front elevational view thereof;
 FIG. 3 is a rear elevational view thereof;
 FIG. 4 is a left side elevational view thereof;
 FIG. 5 is a right side elevational view thereof;
 FIG. 6 is a top plan view of a second embodiment of the plant protector, as shown in FIG. 1;
 FIG. 7 is a top plan view of a third embodiment; and,
 The claimed design is shown broken away to indicate indeterminate length.
 FIG. 8 is a top plan view of a fourth embodiment, as shown in FIG. 1.

1 Claim, 4 Drawing Sheets

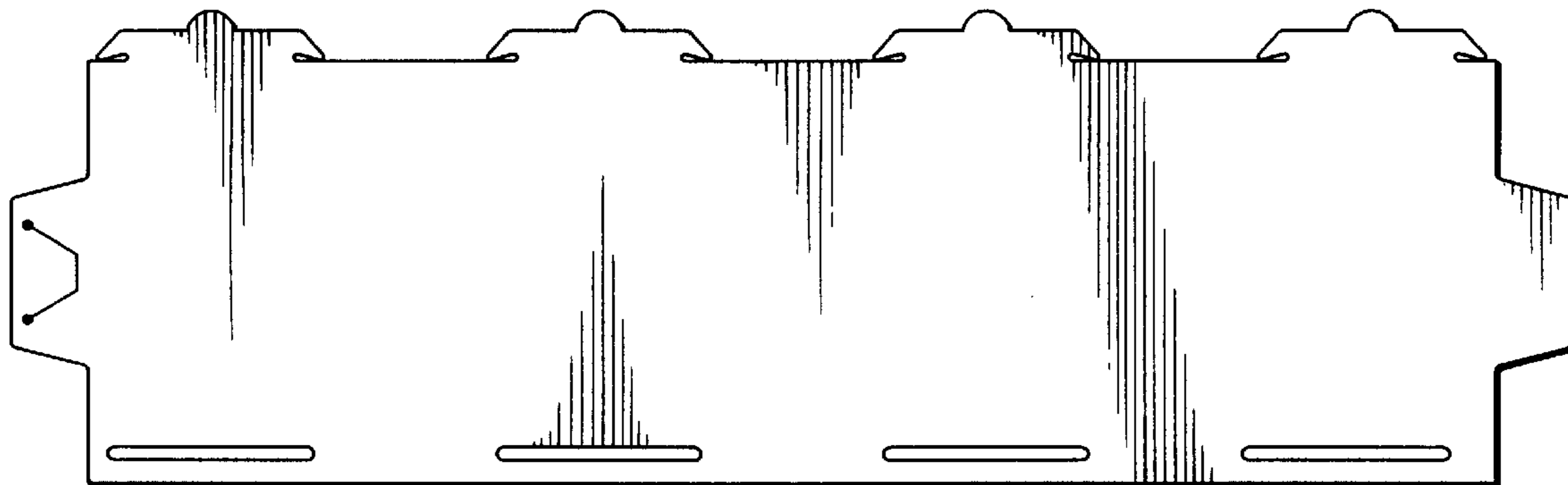




FIG. 3

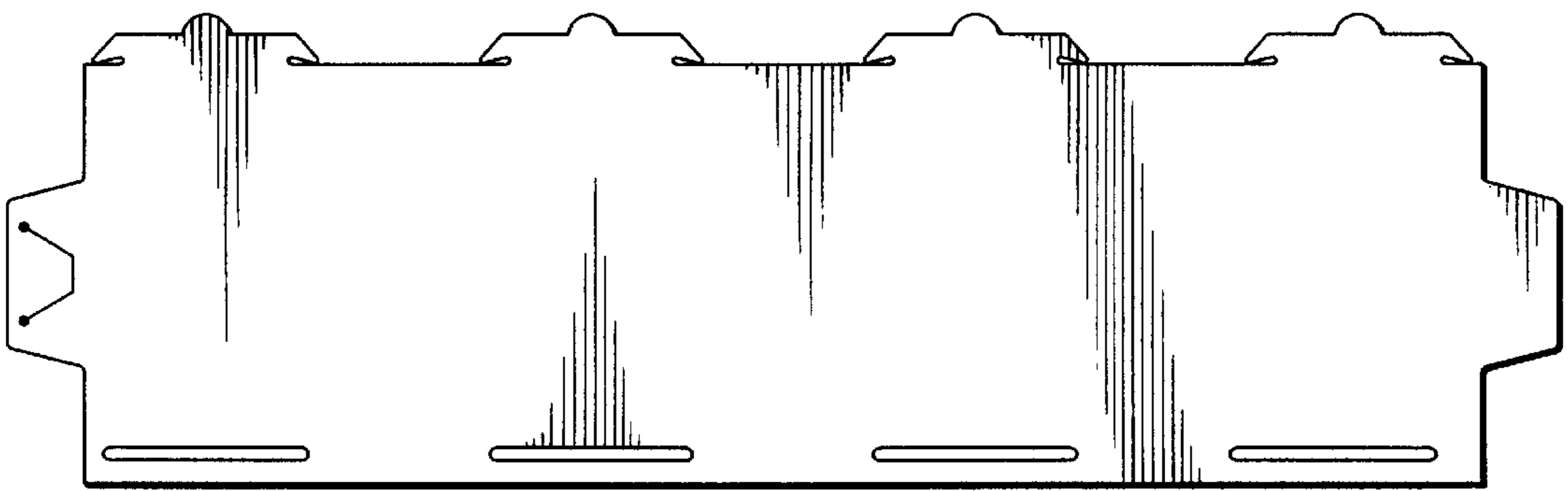


FIG. 1




FIG. 2



FIG. 4



FIG. 5

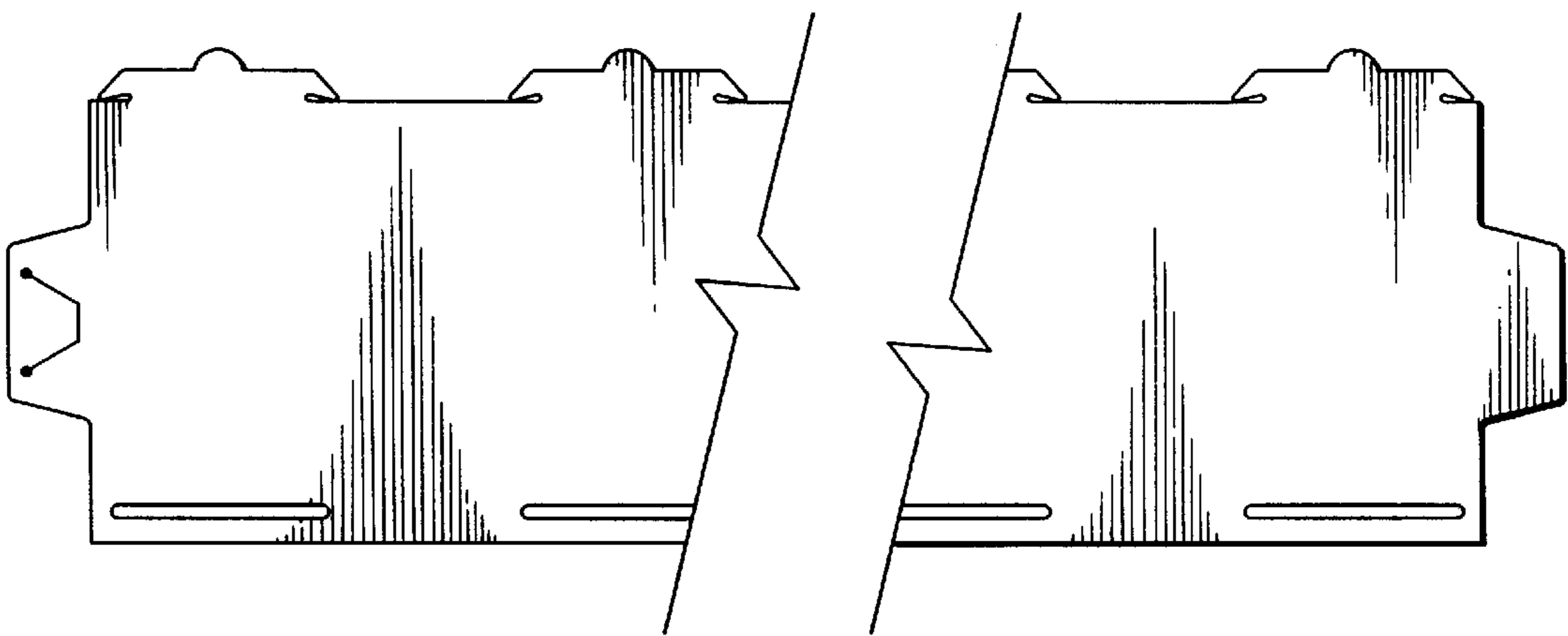


FIG. 6

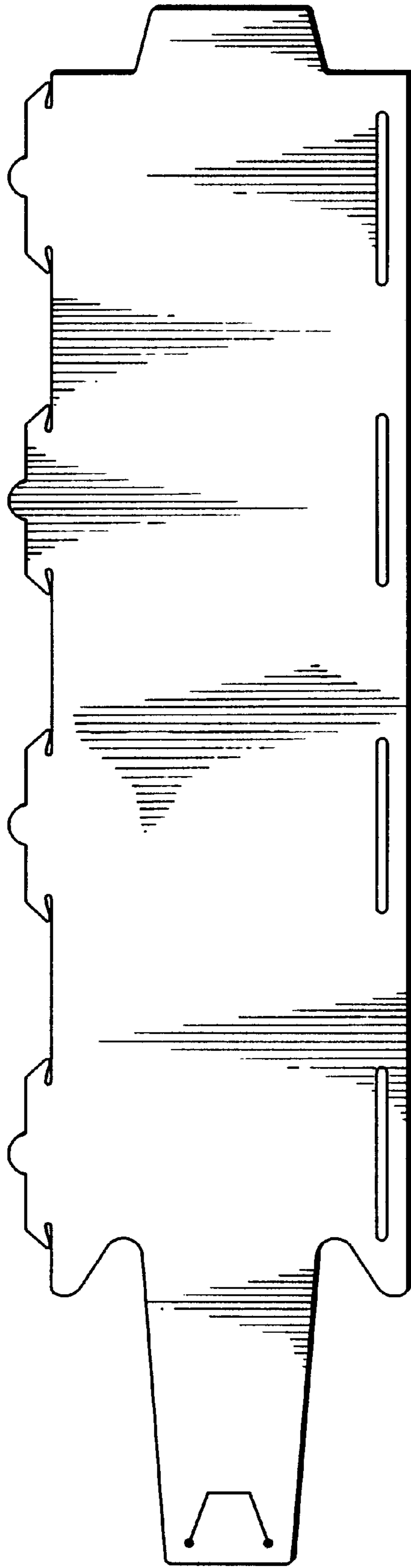


FIG. 7

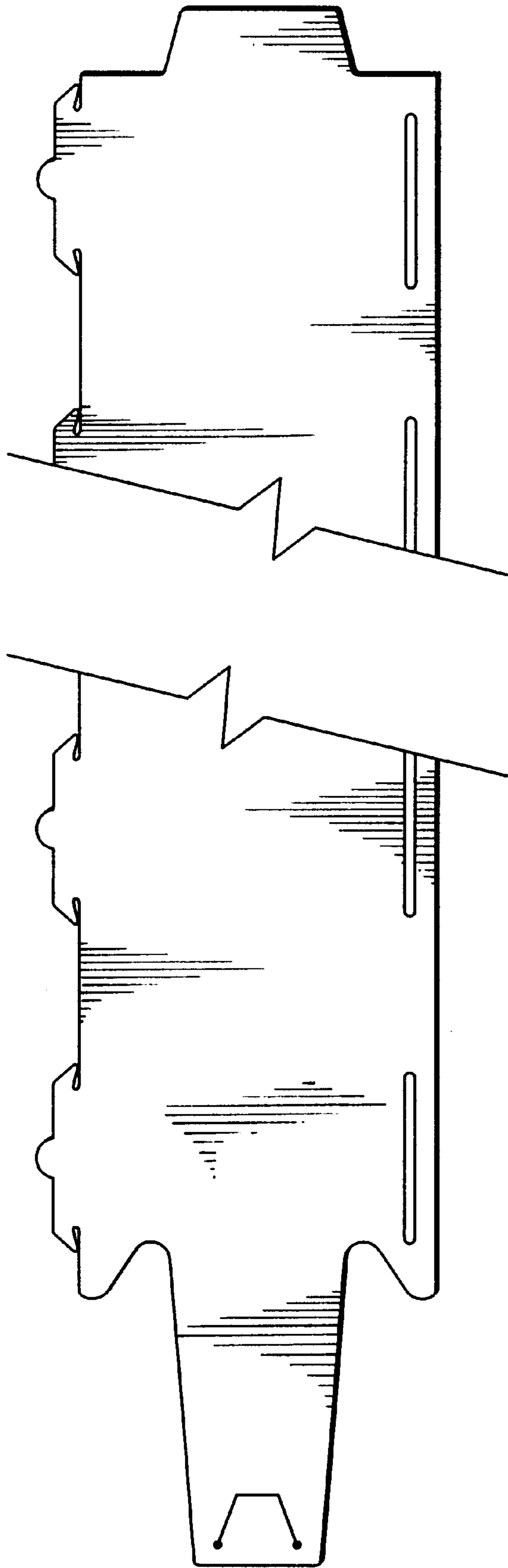


FIG. 8