



US00D425381S

# United States Patent [19]

Denham et al.

[11] Patent Number: **Des. 425,381**

[45] Date of Patent: **\*\* May 23, 2000**

[54] **SCOOP**

[75] Inventors: **Jonathan George Denham**, Cincinnati, Ohio; **Anthony George Schulte**, Florence, Ky.

[73] Assignee: **The Procter & Gamble Company**, Cincinnati, Ohio

[\*\*] Term: **14 Years**

[21] Appl. No.: **29/104,846**

[22] Filed: **May 13, 1999**

[51] **LOC (7) Cl.** ..... **07-05**

[52] **U.S. Cl.** ..... **D7/691**

[58] **Field of Search** ..... D7/691, 692; D10/46.2, D10/46.3; 30/322-324; 73/426-429; 294/55; D32/35

### [56] **References Cited**

#### U.S. PATENT DOCUMENTS

D. 167,580 8/1952 McFarland ..... D10/46.2

D. 304,537 11/1989 McCarroll ..... D10/46.2  
3,428,353 2/1969 St. Jean ..... D7/691 X  
4,043,203 8/1977 Montesi ..... 73/427

*Primary Examiner*—Terry A. Wallace  
*Attorney, Agent, or Firm*—James C. Vago

### [57] **CLAIM**

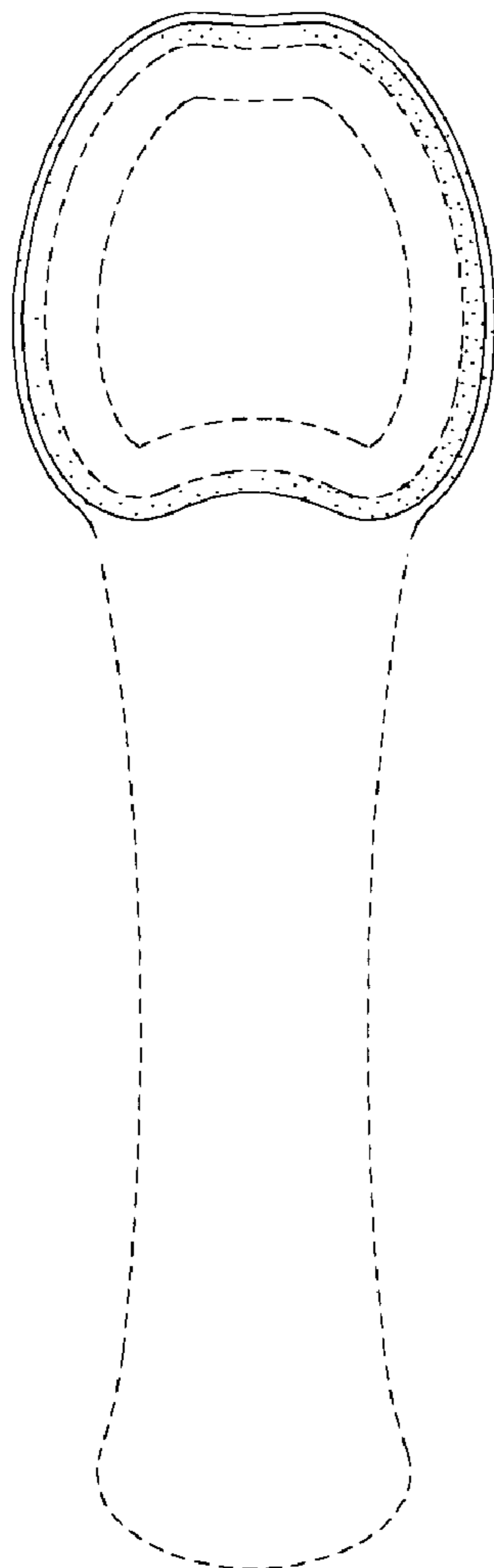
The ornamental design for a scoop, as shown and described.

### **DESCRIPTION**

FIG. 1 is a perspective view of an embodiment of the scoop;  
FIG. 2 is a front elevational view thereof;  
FIG. 3 is a bottom view thereof;  
FIG. 4 is a side elevational view thereof, the opposite side elevational view thereof being the same  
FIG. 5 is a top view thereof; and,  
FIG. 6 is a rear elevational view thereof.

The broken lines shown in the drawings are for illustrative purposes only and form no part of the claimed design.

**1 Claim, 1 Drawing Sheet**



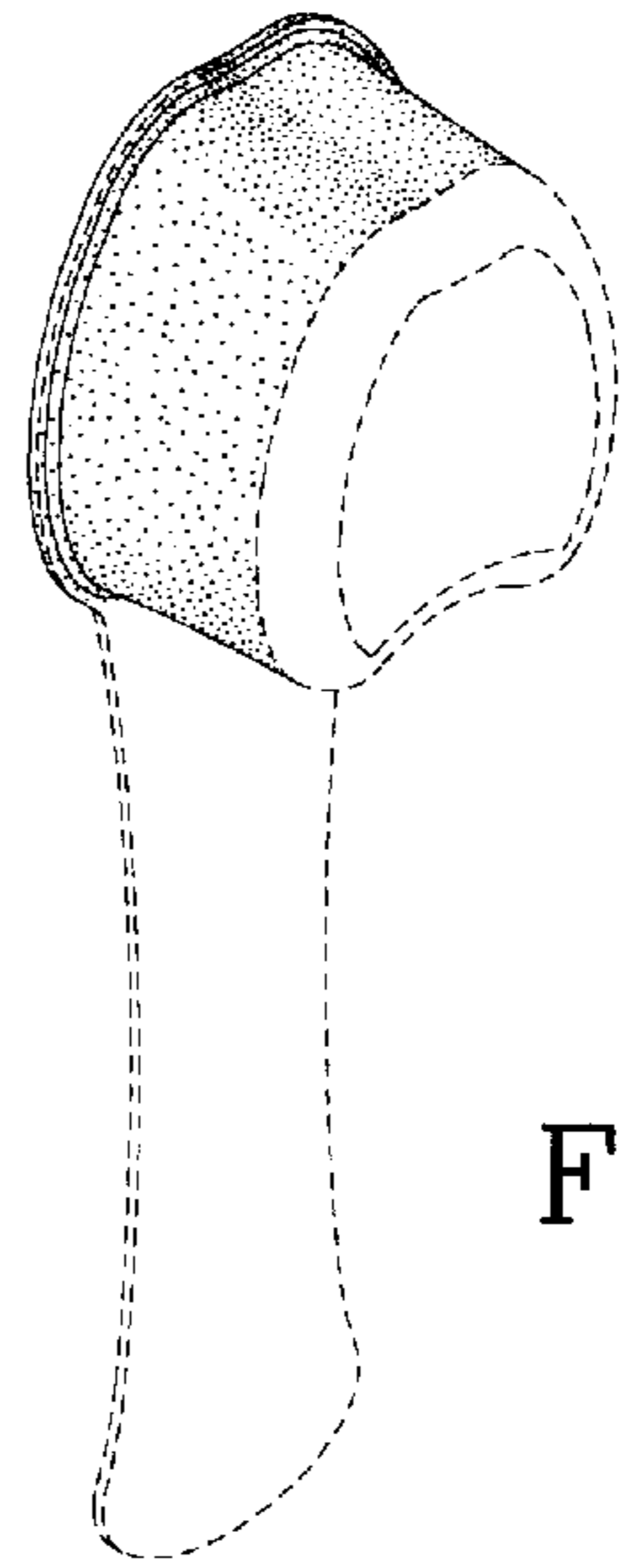


Fig. 1

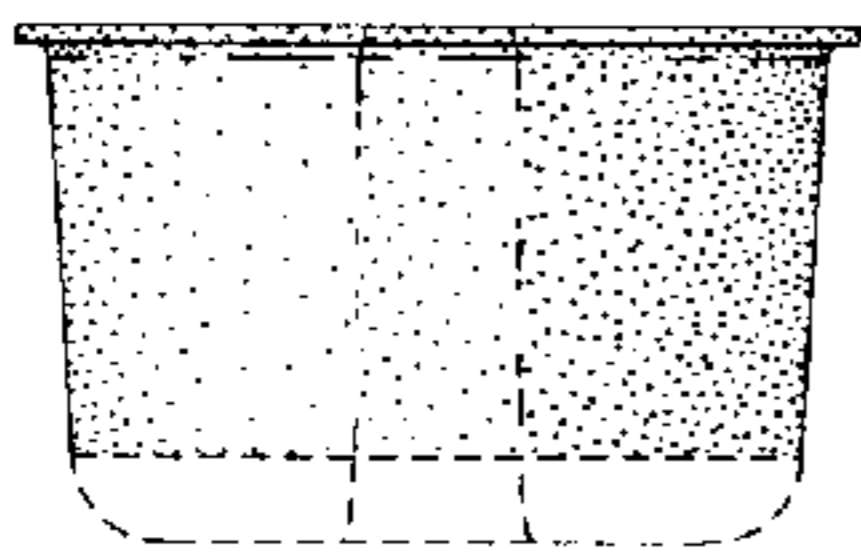


Fig. 2

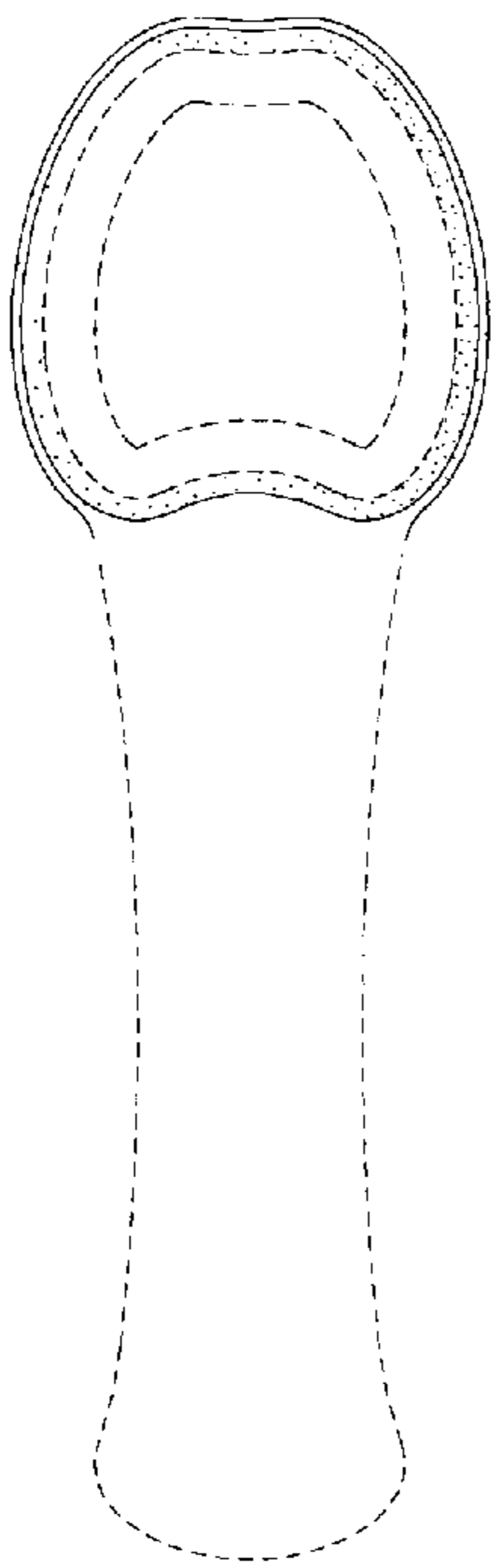


Fig. 3




Fig. 4

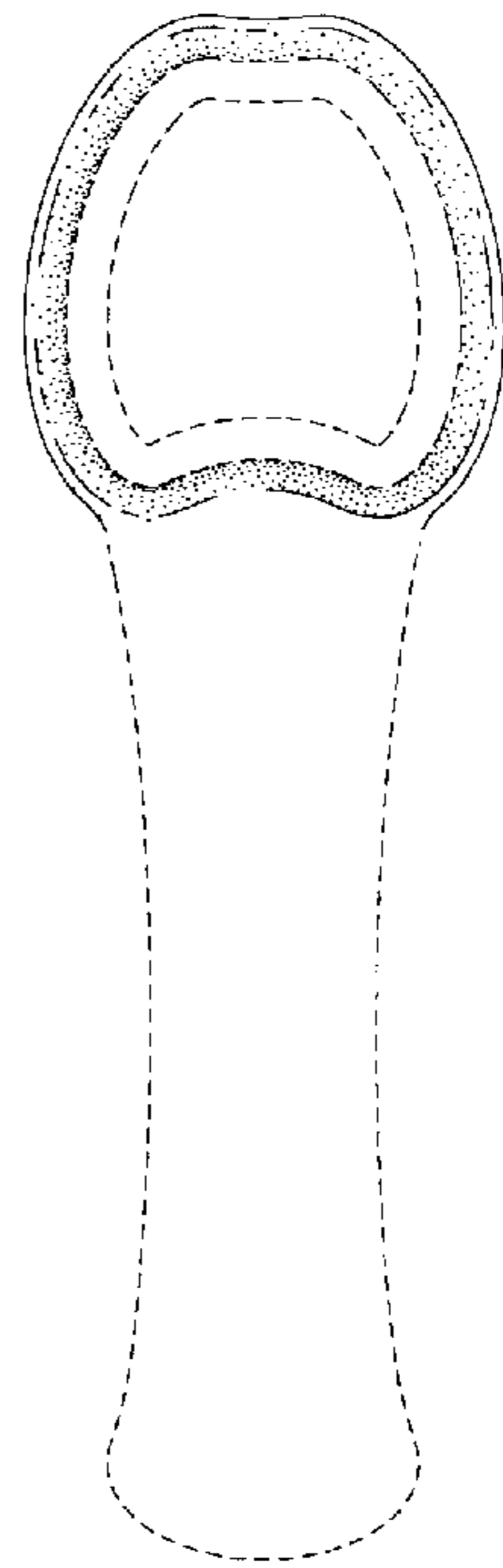


Fig. 5

Fig. 6

