



US00D425353S

United States Patent [19] Foy

[11] **Patent Number: Des. 425,353**

[45] **Date of Patent: ** May 23, 2000**

[54] **STETHOSCOPE HOLDER**

[76] **Inventor: Dale A. Foy, 18523 Newell Rd., Shaker Hts., Ohio 44122**

[**] **Term: 14 Years**

[21] **Appl. No.: 29/108,521**

[22] **Filed: Jul. 27, 1999**

[51] **LOC (7) Cl. 06-04**

[52] **U.S. Cl. D6/567**

[58] **Field of Search D6/553, 567; D8/367, D8/349, 554, 373; 211/13.1, 70.6, 85.13, 86, 88; D24/134**

4,639,980	2/1987	Peterson .
4,700,432	10/1987	Fennell .
4,815,172	3/1989	Ward .
4,879,787	11/1989	Walls .
4,969,239	11/1990	Bruno .
5,098,399	3/1992	Tollini .
5,171,087	12/1992	Green .
5,172,683	12/1992	West .
5,451,725	9/1995	Goldman .
5,692,657	12/1997	Kilo et al. .

Primary Examiner—Brian N. Vinson
Attorney, Agent, or Firm—Calfee, Halter & Griswold LLP

[57] CLAIM

The ornamental design for a stethoscope holder, as shown and described.

[56] References Cited

U.S. PATENT DOCUMENTS

D. 303,146	8/1989	Stamm .	
D. 331,855	12/1992	Kaplan	D8/567 X
D. 345,274	3/1994	Costa .	
D. 345,482	3/1994	Costa .	
D. 375,161	10/1996	Hart .	
742,790	10/1903	Jones .	
1,268,075	5/1918	Glynn .	
2,669,231	2/1954	Fisher .	
3,374,508	3/1968	Slimovitz .	
3,766,361	10/1973	Swinyar et al. .	
3,797,717	3/1974	Collins .	
4,291,439	9/1981	Riti .	
4,308,642	1/1982	Heyman .	
4,571,245	2/1986	Hubbard et al. .	

DESCRIPTION

FIG. 1 is a top, front, and right hand perspective view of the stethoscope holder of the present invention, the broken-line disclosure of a stethoscope being for illustrative purposes only and forming no part of the claimed design;

FIG. 2 is a side elevational view thereof, the left and right sides being mirror images of each other;

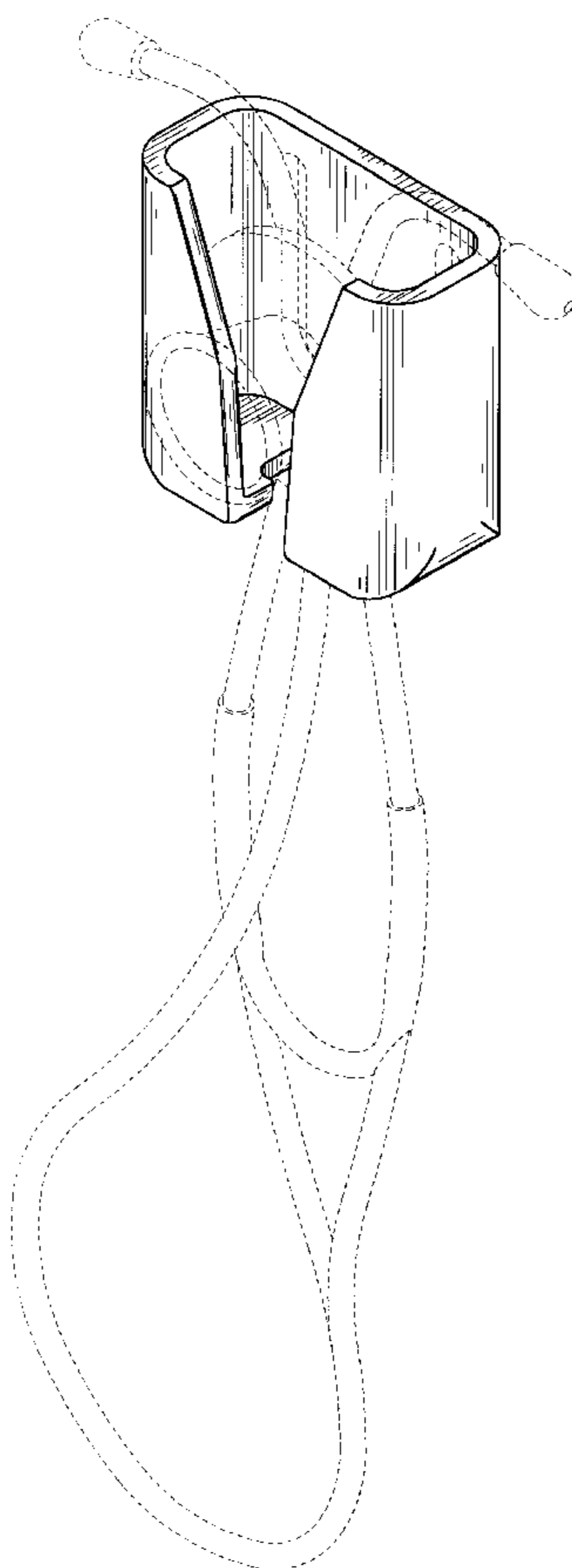
FIG. 3 is a front elevational view thereof;

FIG. 4 is a rear elevational view of the stethoscope holder of the present invention;

FIG. 5 is a top plan view thereof; and,

FIG. 6 is a bottom plan view thereof.

1 Claim, 1 Drawing Sheet



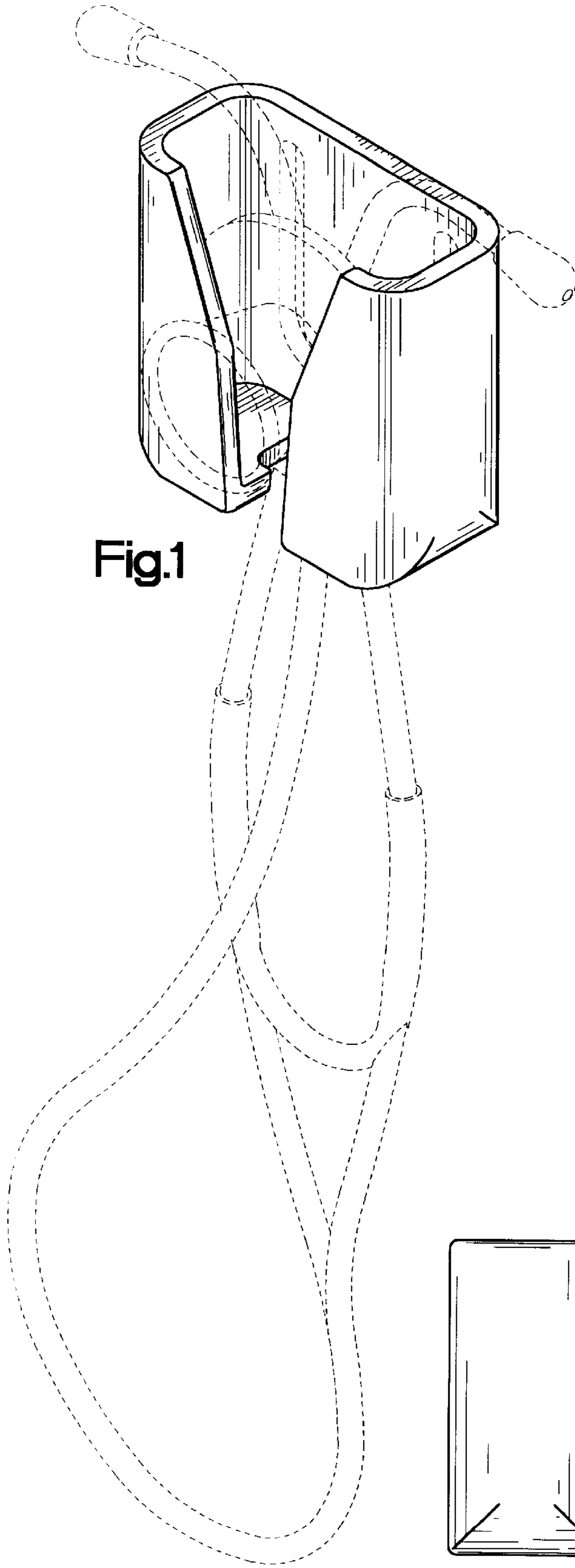


Fig.1

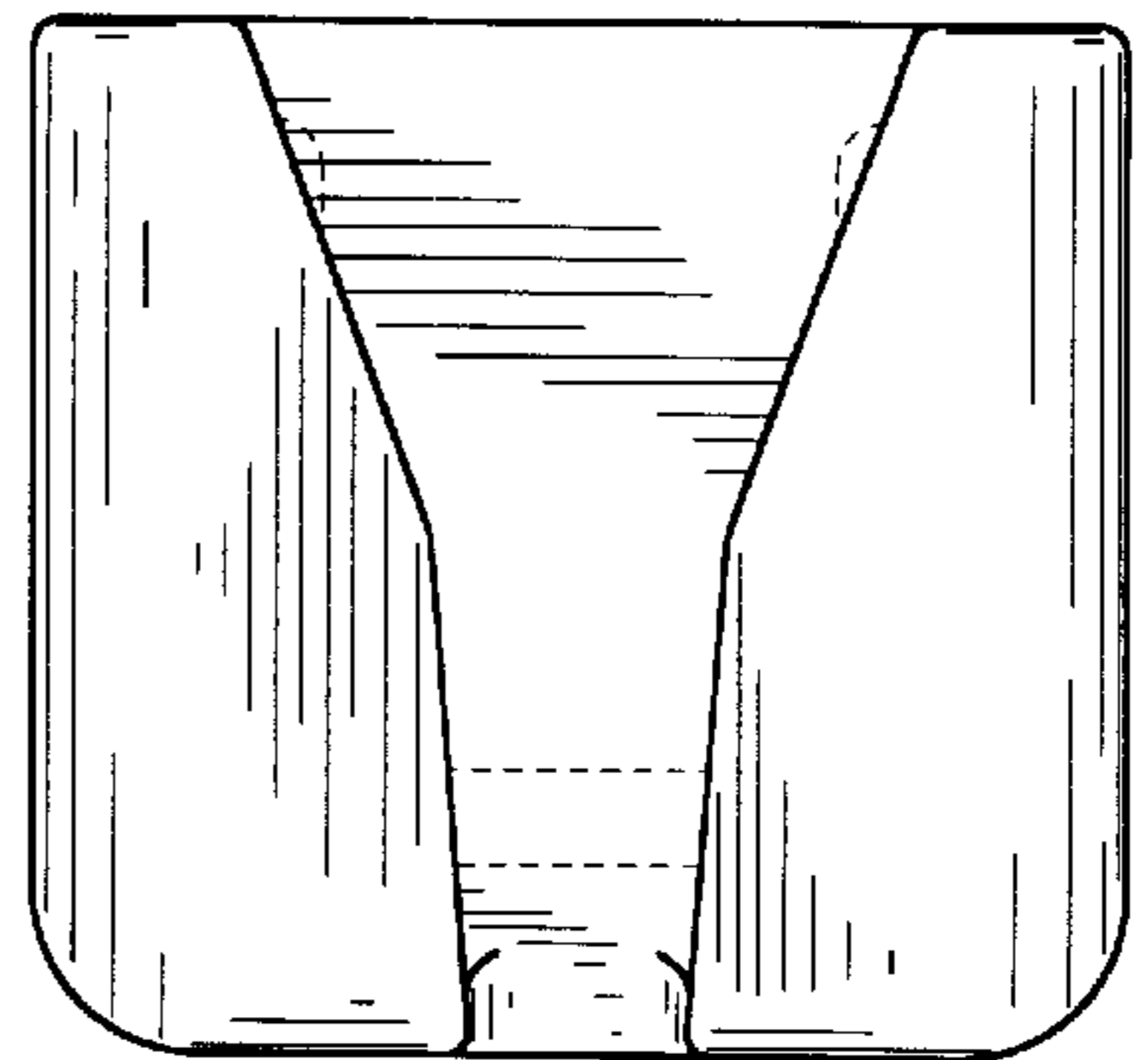


Fig.3

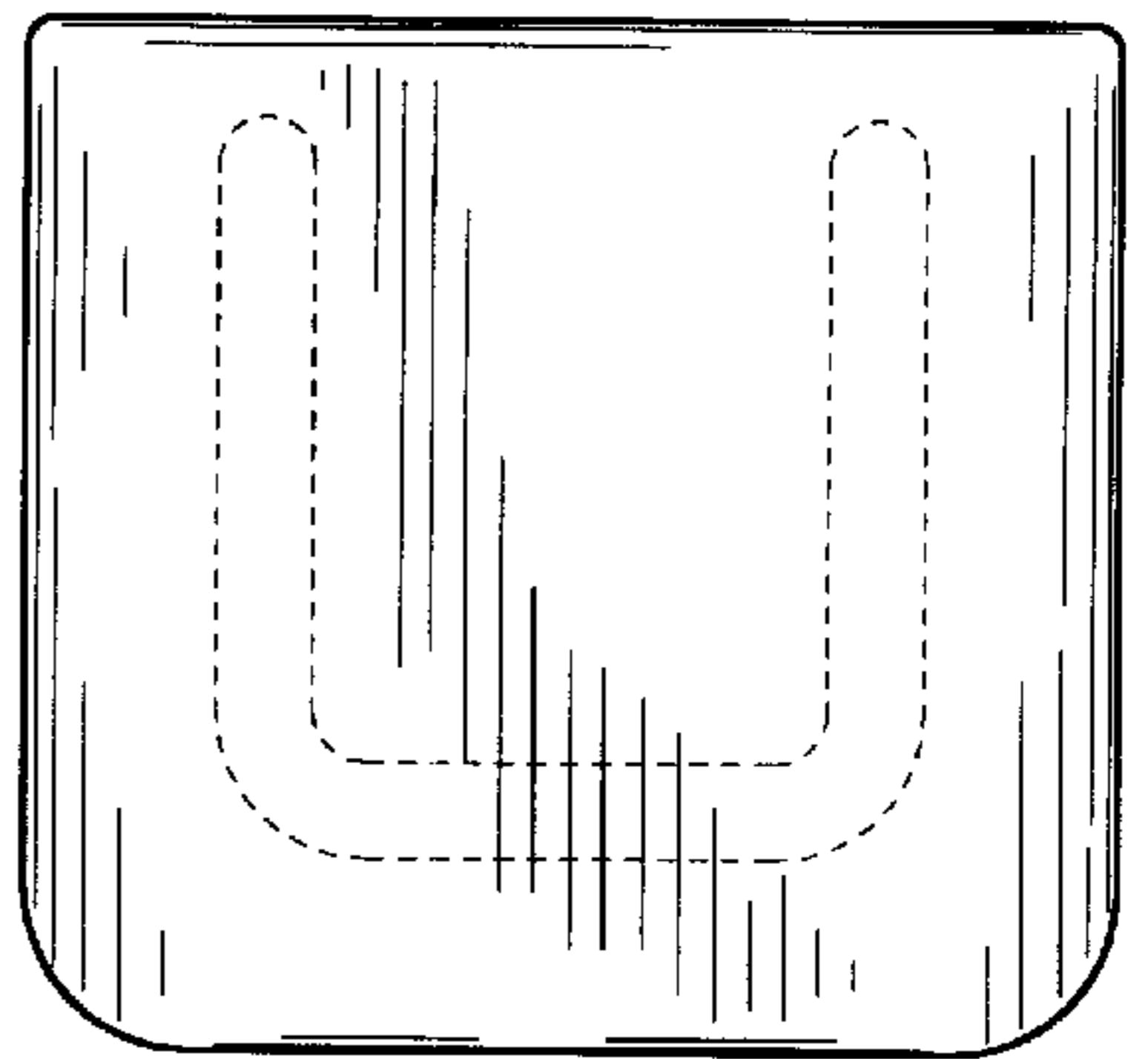


Fig.4

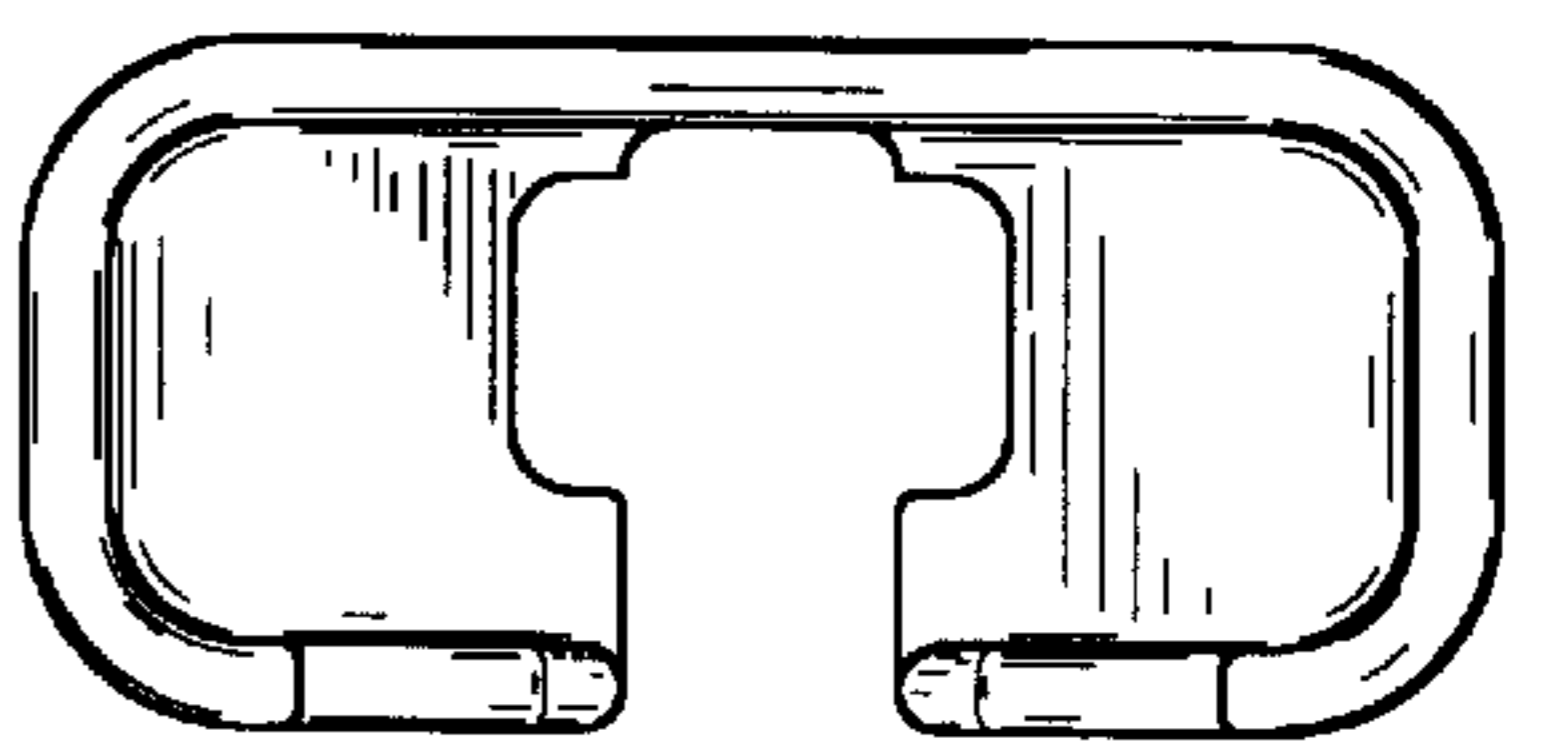


Fig.5

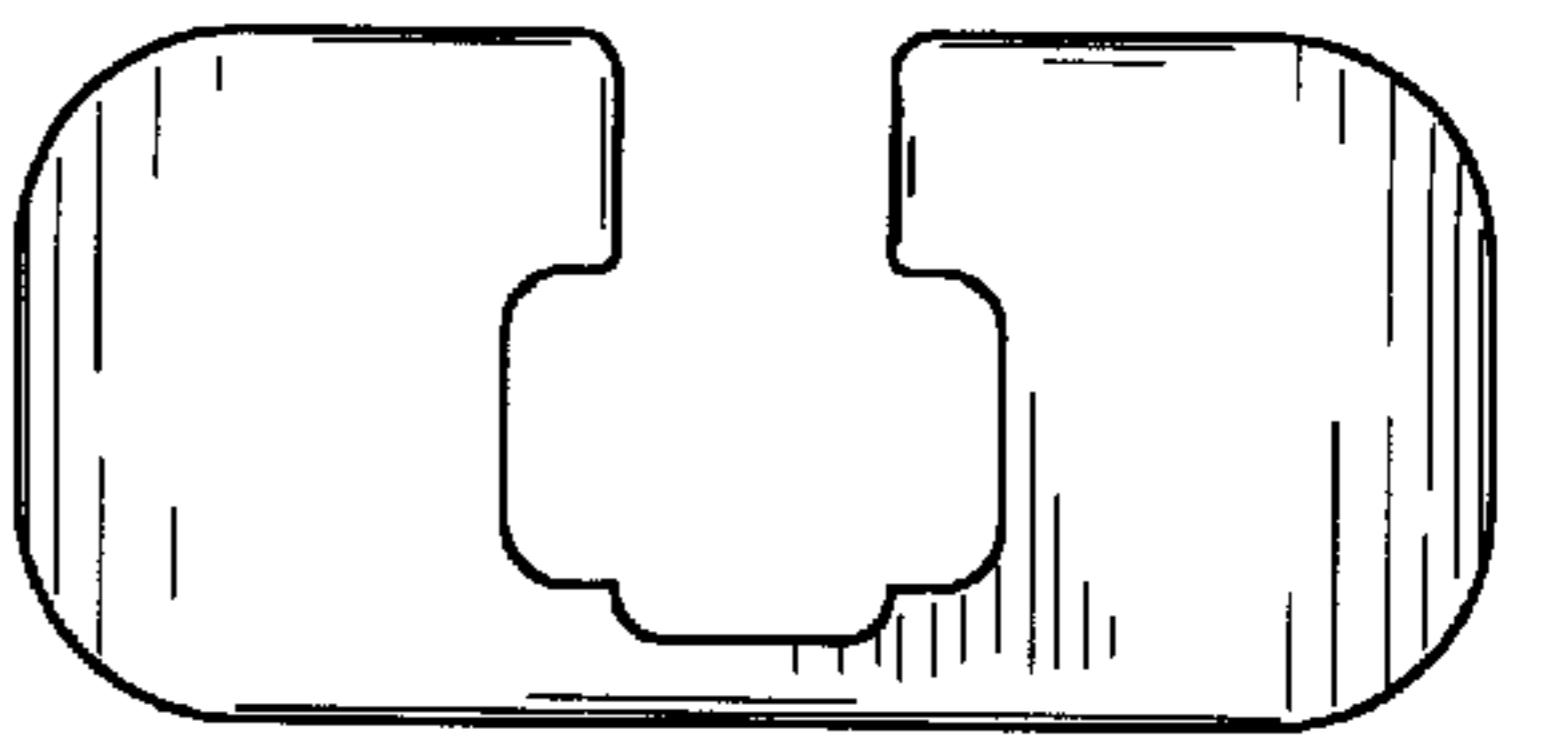


Fig.6




Fig.2