



US00D425325S

**United States Patent** [19]  
**Kasem**

[11] **Patent Number: Des. 425,325**

[45] **Date of Patent: \*\* May 23, 2000**

[54] **ROUND CRIB WITH DOME TOP**

[76] Inventor: **Jean Kasem**, 138 N. Mapleton Dr.,  
Hombly Hills, Calif. 90077

[\*\*] Term: **14 Years**

[21] Appl. No.: **29/054,888**

[22] Filed: **May 24, 1996**

[51] **LOC (7) Cl.** ..... **06-01**

[52] **U.S. Cl.** ..... **D6/390; D6/389**

[58] **Field of Search** ..... D6/382-384, 388-395,  
D6/331, 333; 5/2, 1, 93.1, 93.2, 97, 98.1,  
99, 100, 113, 418, 414, 416, 907, 908;  
135/117

[56] **References Cited**

**U.S. PATENT DOCUMENTS**

D. 218,271	8/1970	Harrison	.....	D6/384
D. 224,822	9/1972	Lee, Jr.	.....	D6/390
D. 232,279	8/1974	White	.....	D6/392
860,379	7/1907	Hodes	.....	5/416 X
3,814,058	6/1974	Thompson	.....	5/414 X
3,899,168	8/1975	Besherse	.....	135/117 X

*Primary Examiner*—Janice E. Seeger  
*Attorney, Agent, or Firm*—Loeb & Loeb LLP


[57] **CLAIM**


The ornamental design for a round crib with dome top, as shown and described.

**DESCRIPTION**

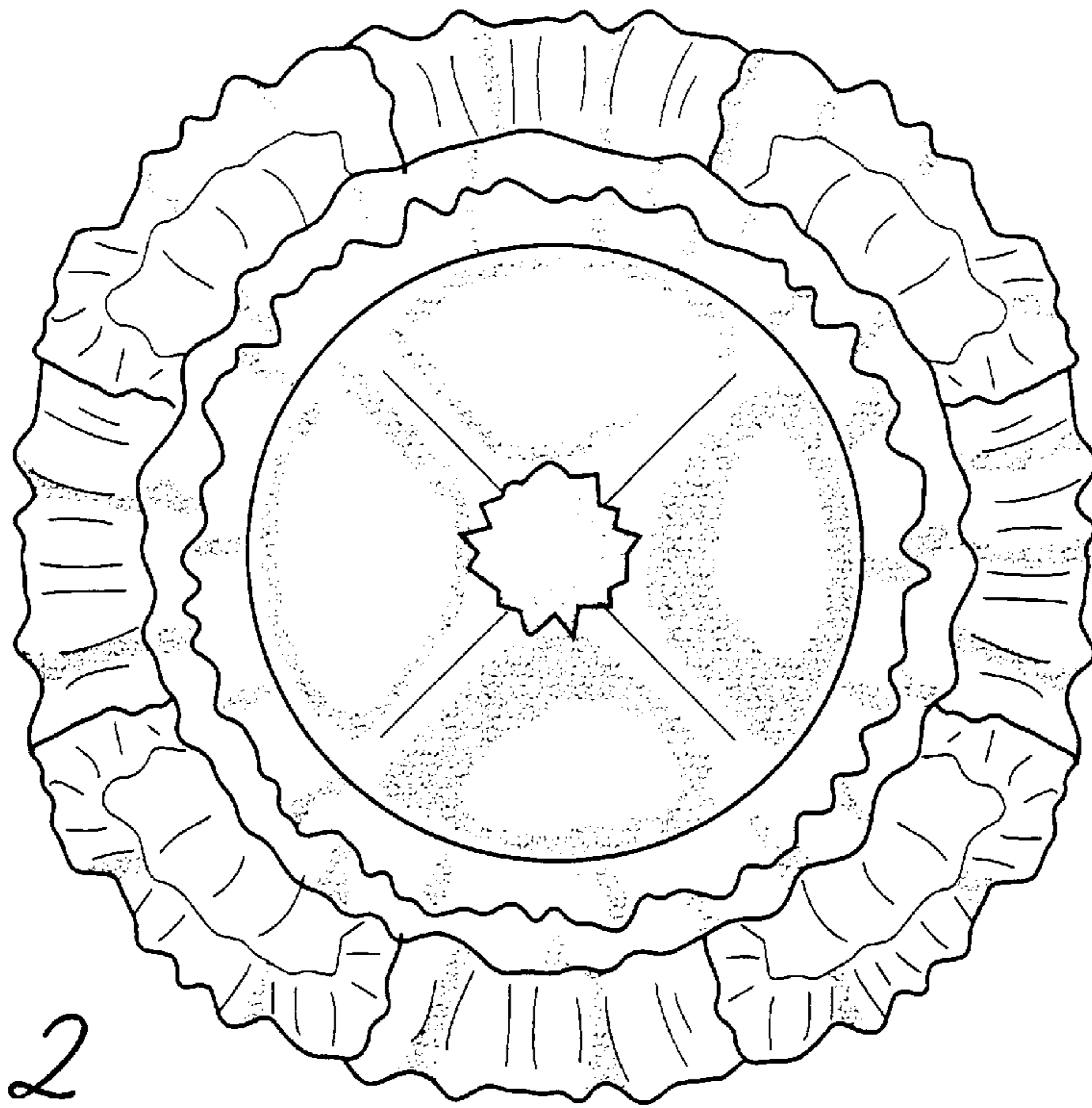
FIG. 1 is a front elevational view of the present invention (a rear elevational view, a left side elevational view and a right side elevational view are the same as the front elevational view of the present invention because they are symmetrical); FIG. 2 is a top plan view thereof; FIG. 3 is a bottom plan view thereof; FIG. 4 is a front elevational view of the frame of the present invention (a rear elevational view, a left side elevational view and a right side elevational view are the same as the front elevational view of the frame of the present invention for convenience of illustration because they are symmetrical); FIG. 5 is a top plan view thereof; and, FIG. 6 is a bottom plan view thereof.

**1 Claim, 4 Drawing Sheets**

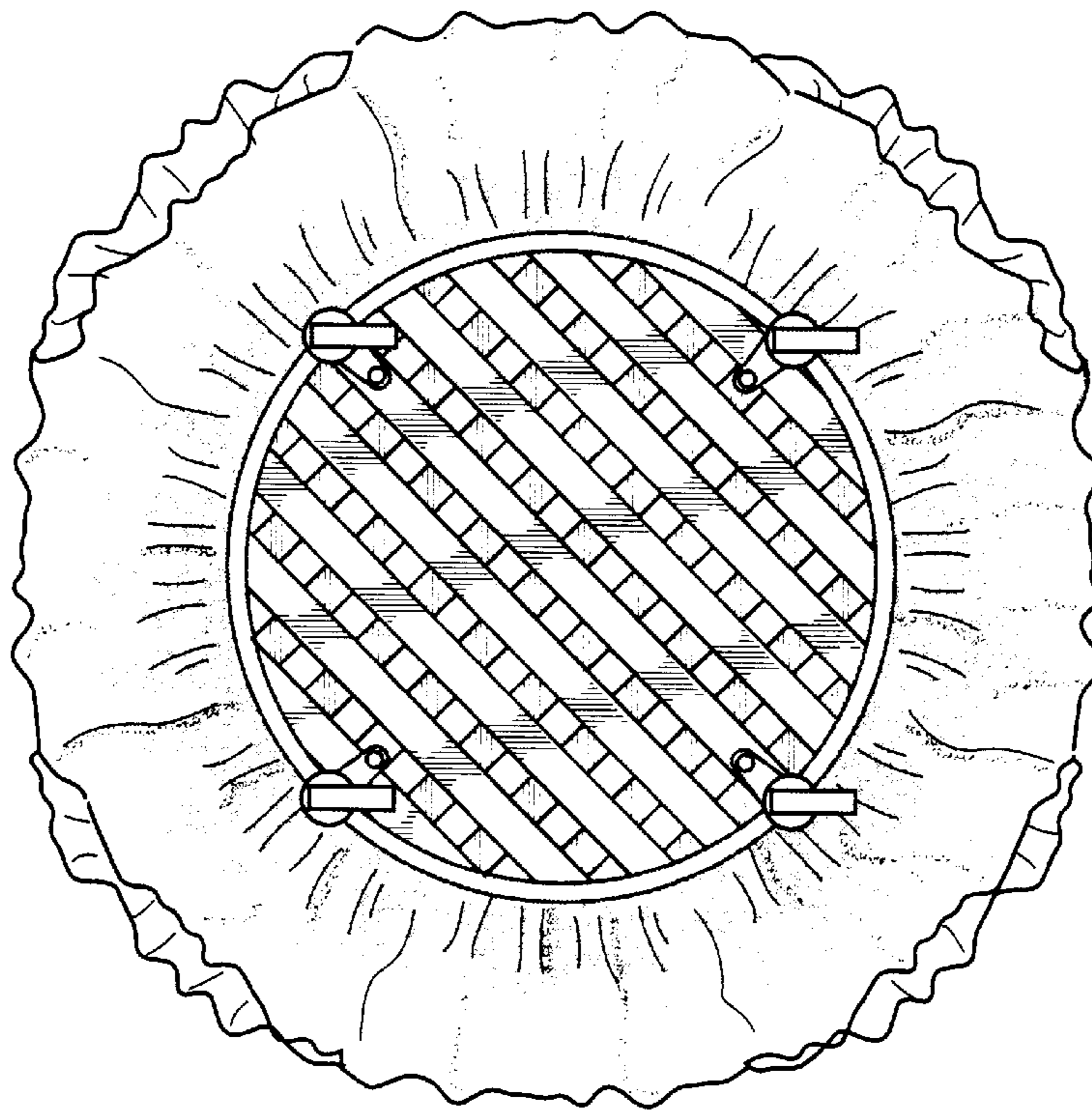




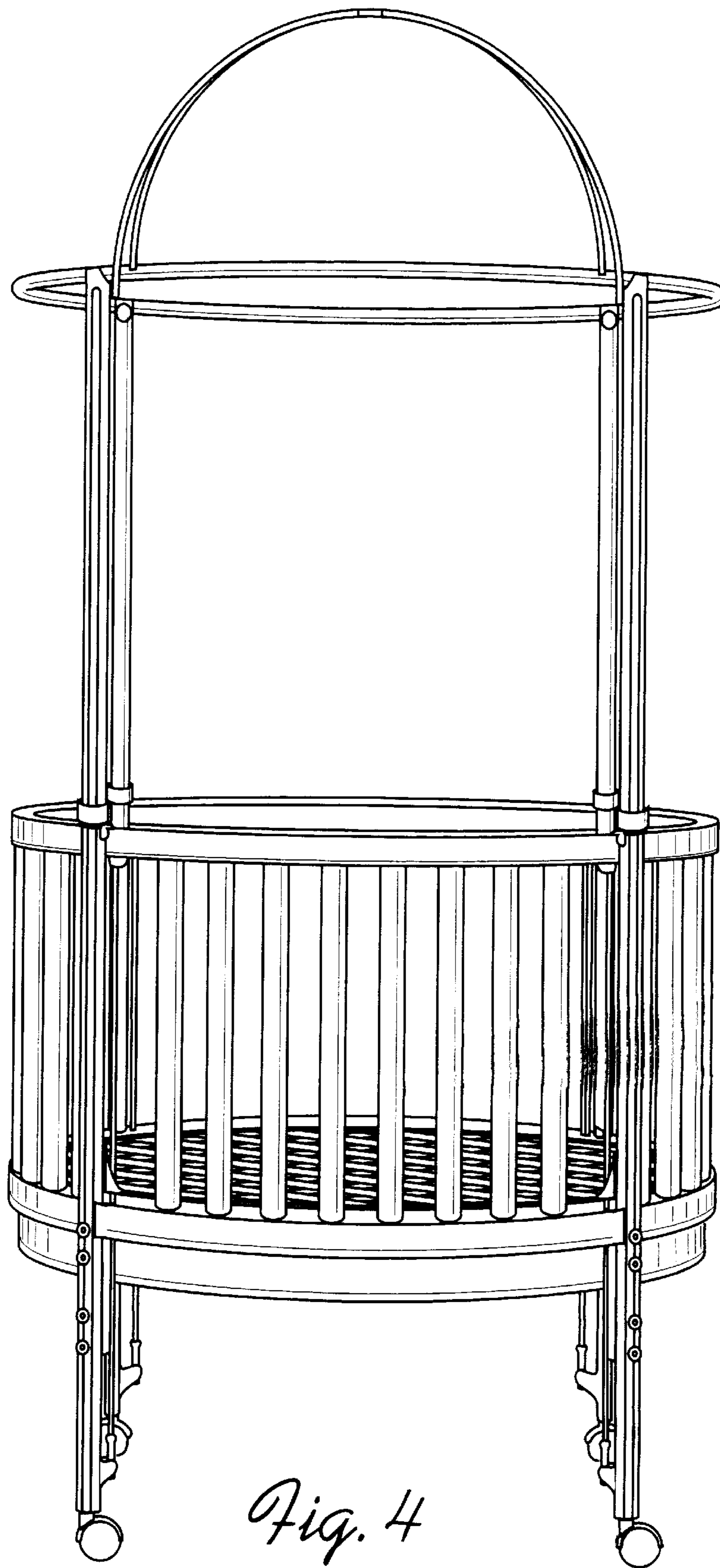
*Fig. 1*



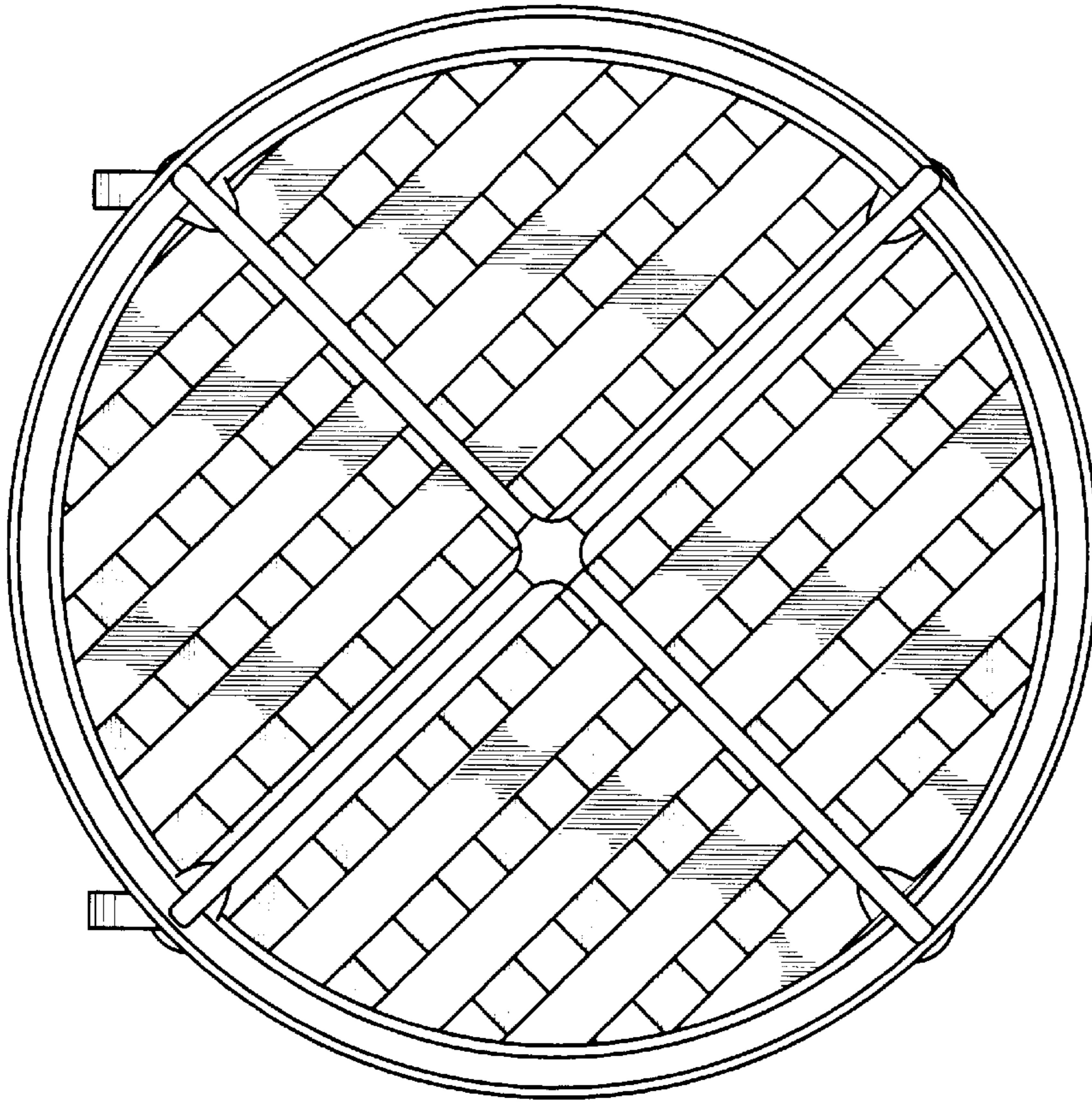
*Fig. 2*



*Fig. 3*



*Fig. 4*



*Fig. 5*

*Fig. 6*

