



US00D425312S

# United States Patent [19]

Reynolds et al.

[11] Patent Number: **Des. 425,312**

[45] Date of Patent: **\*\* May 23, 2000**

[54] **PANELED MIRROR**

4,643,544 2/1987 Loughran ..... 359/854

[75] Inventors: **Peter Reynolds**, Ft. Laud.; **Lawrence E. Clark**, Miami, both of Fla.

*Primary Examiner*—Janice E. Seeger  
*Attorney, Agent, or Firm*—Liniak, Berenato Longacre & White

[73] Assignee: **Quest Industries, Inc.**, Miami, Fla.

[57] **CLAIM**

[\*\*] Term: **14 Years**

The ornamental design for a paneled mirror, as shown and described.

[21] Appl. No.: **29/103,195**

**DESCRIPTION**

[22] Filed: **Apr. 9, 1999**

[51] **LOC (7) Cl.** ..... **06-07**

FIG. 1 is a front view of a paneled mirror showing my new design.

[52] **U.S. Cl.** ..... **D6/302; D6/312**

FIG. 2 is a rear view of the mirror shown in FIG. 1.

[58] **Field of Search** ..... D6/300-314; D20/10, D20/40; 40/700, 711, 714, 716, 723, 729, 732, 735, 745, 747, 768, 765, 771, 780, 790, 798; 248/474; 359/838, 856, 854, 872, 874

FIG. 3 is a top view of the mirror shown in FIG. 1.

FIG. 4 is a bottom view of the mirror shown in FIG. 1.

FIG. 5 is a right side view of the mirror shown in FIG. 1.

FIG. 6 is a left side view of the mirror shown in FIG. 1; and,

FIG. 7 is a top and left side perspective view of the mirror shown in FIG. 1.

[56] **References Cited**

The broken lines are for environmental purposes only and form no part of the claimed design.

**U.S. PATENT DOCUMENTS**

D. 372,591 8/1996 Brunner et al. .... D6/300

**1 Claim, 3 Drawing Sheets**

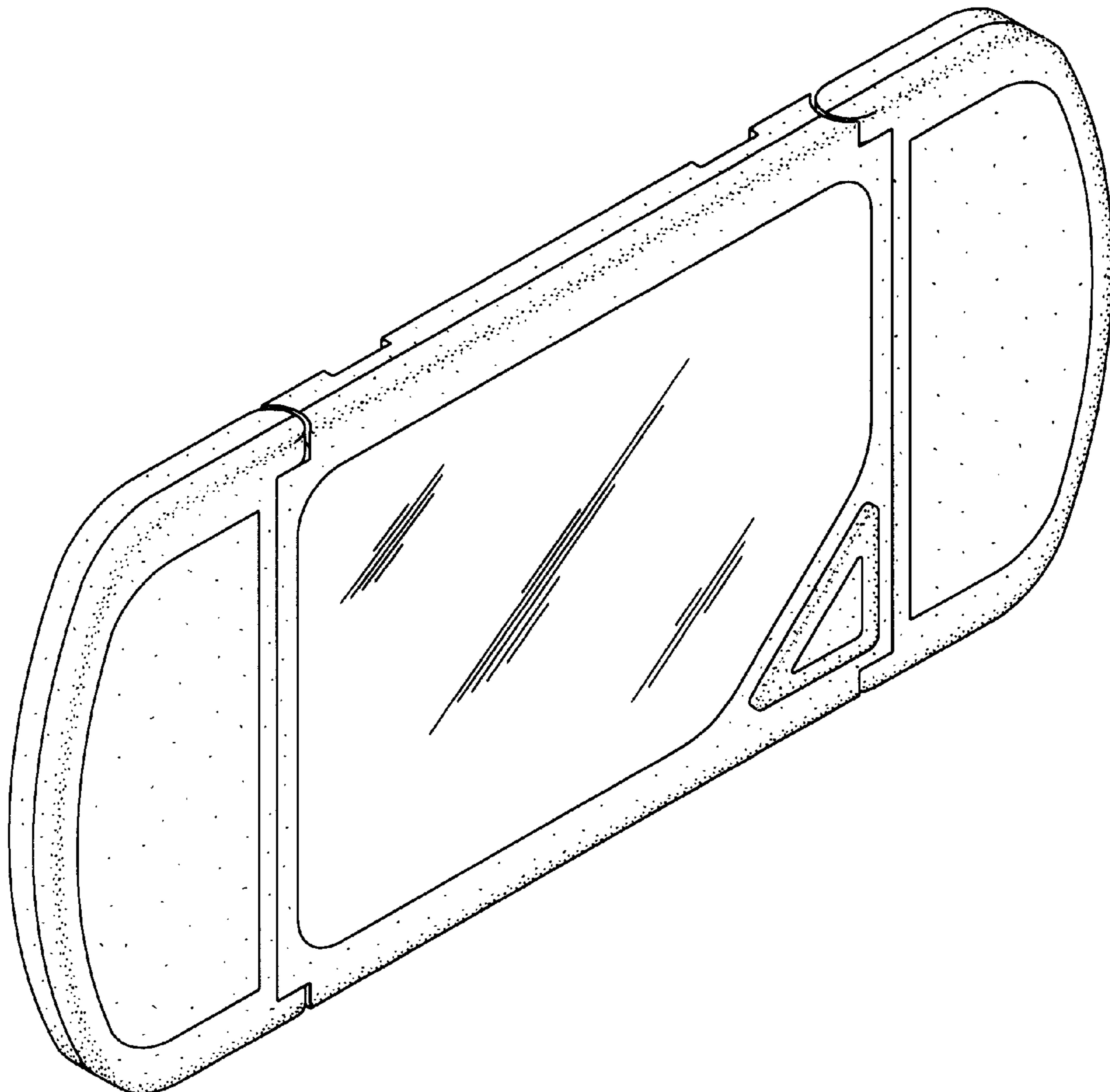


Fig. 1

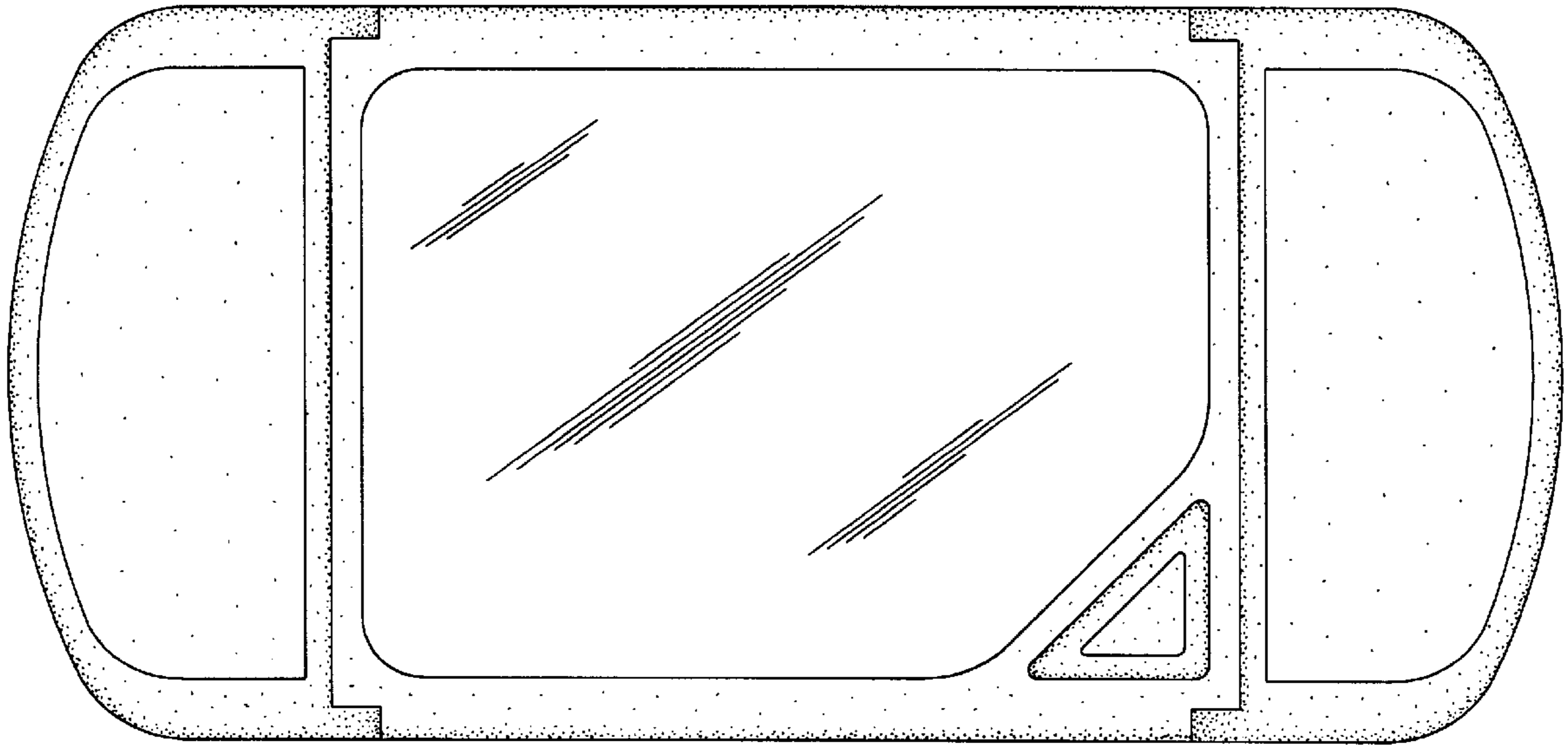


Fig. 2

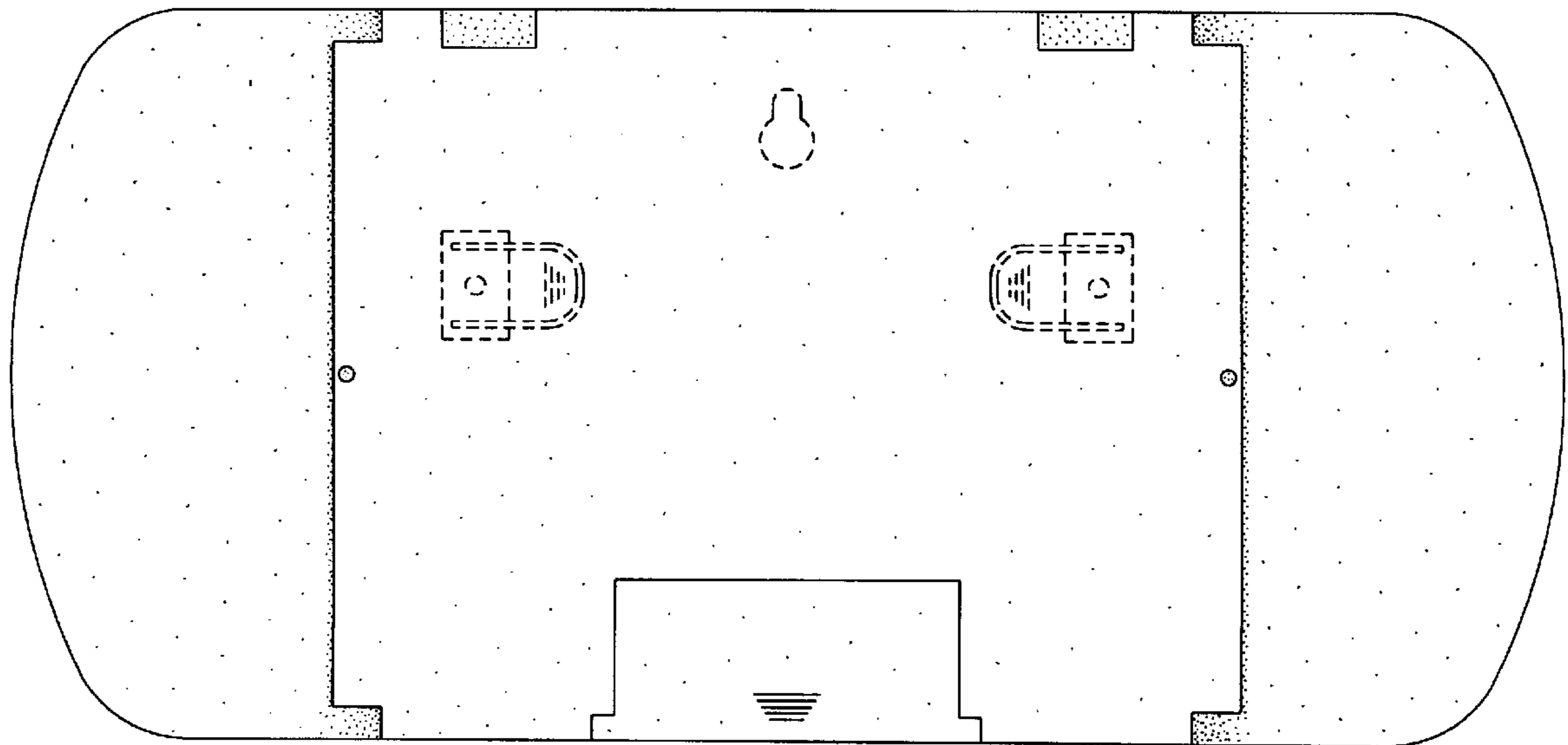


Fig. 3




Fig. 4




Fig. 5




Fig. 6



Fig. 7

