



US00D425310S

United States Patent [19] Mangiameli

[11] Patent Number: **Des. 425,310**

[45] Date of Patent: **** May 23, 2000**

[54] **BRUSH**

[76] Inventor: **Alberto Mangiameli**, 10 Ellery Street, Nunhead London SE15 3RL, United Kingdom

[**] Term: **14 Years**

[21] Appl. No.: **29/111,687**

[22] Filed: **Oct. 1, 1999**

[51] **LOC (7) Cl.** **04-01**

[52] **U.S. Cl.** **D4/121; D4/136**

[58] **Field of Search** D4/121, 130, 136, D4/138; 15/159.1, 160, 186-188, 201, 203; 132/129, 151

[56] **References Cited**

U.S. PATENT DOCUMENTS

D. 285,750	9/1986	Bills	D4/136
1,468,445	9/1923	Frost	15/203
2,981,965	5/1961	Kaye et al.	15/203

4,121,314	10/1978	Nathe	15/203
4,498,211	2/1985	Bottolfson	15/203

Primary Examiner—Alan P. Douglas
Assistant Examiner—Lavone Tabor

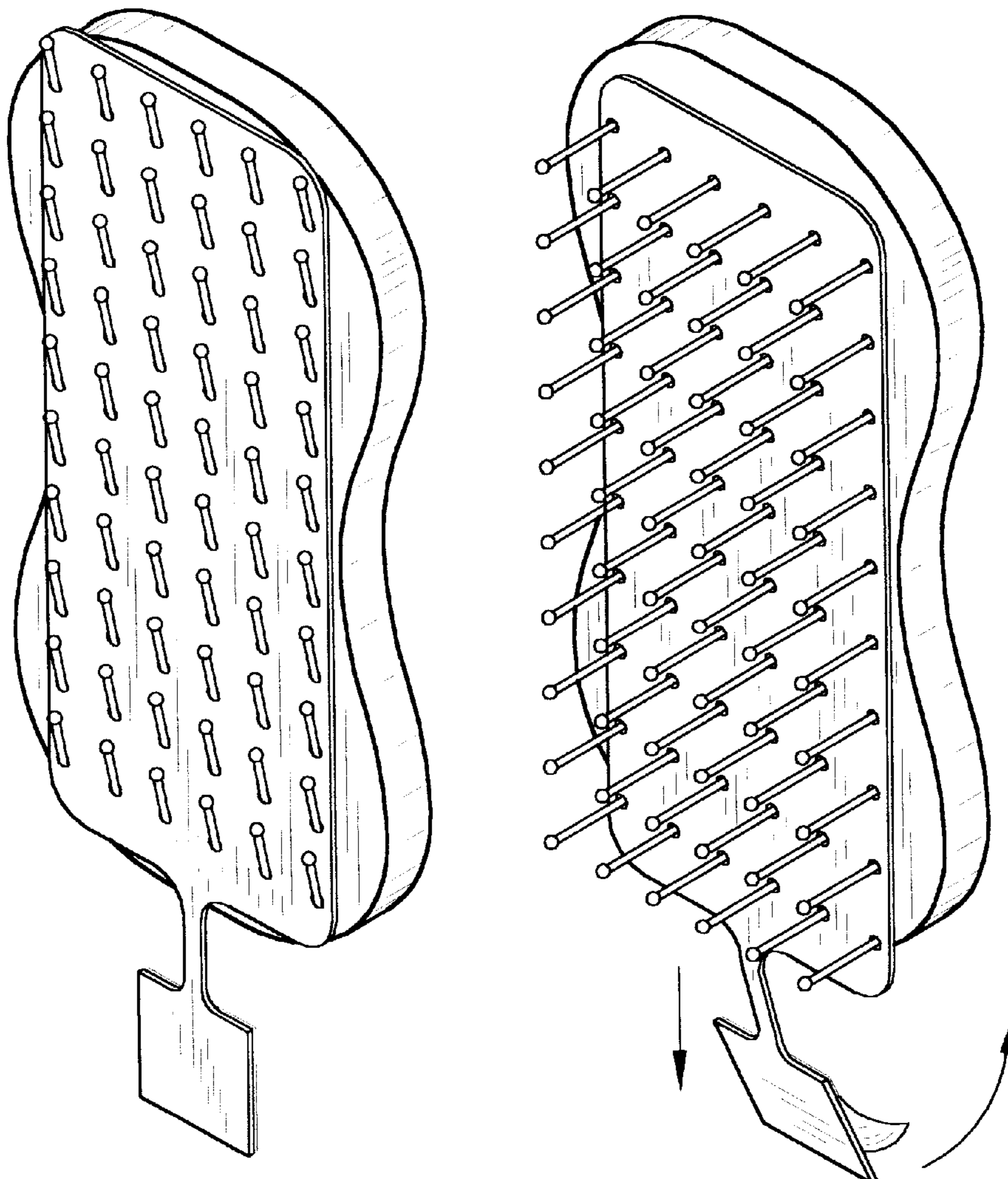
[57] **CLAIM**

The ornamental design for a brush, as shown and described.

DESCRIPTION

FIG. 1 is a front elevational view of the brush of the present invention;
FIG. 2 is a rear elevational view of the brush of FIG. 1;
FIG. 3 is a left side elevational view of the brush of FIG. 1 the right side elevational view being a mirror image thereof;
FIG. 4 is a top plan view of the brush of FIG. 1;
FIG. 5 is a bottom plan view of the brush of FIG. 1;
FIG. 6 is a top, front, right side perspective view of the brush of FIG. 1; and,
FIG. 7 is a top, front, right side perspective view of the brush of FIG. 1 in an alternate position.

1 Claim, 2 Drawing Sheets



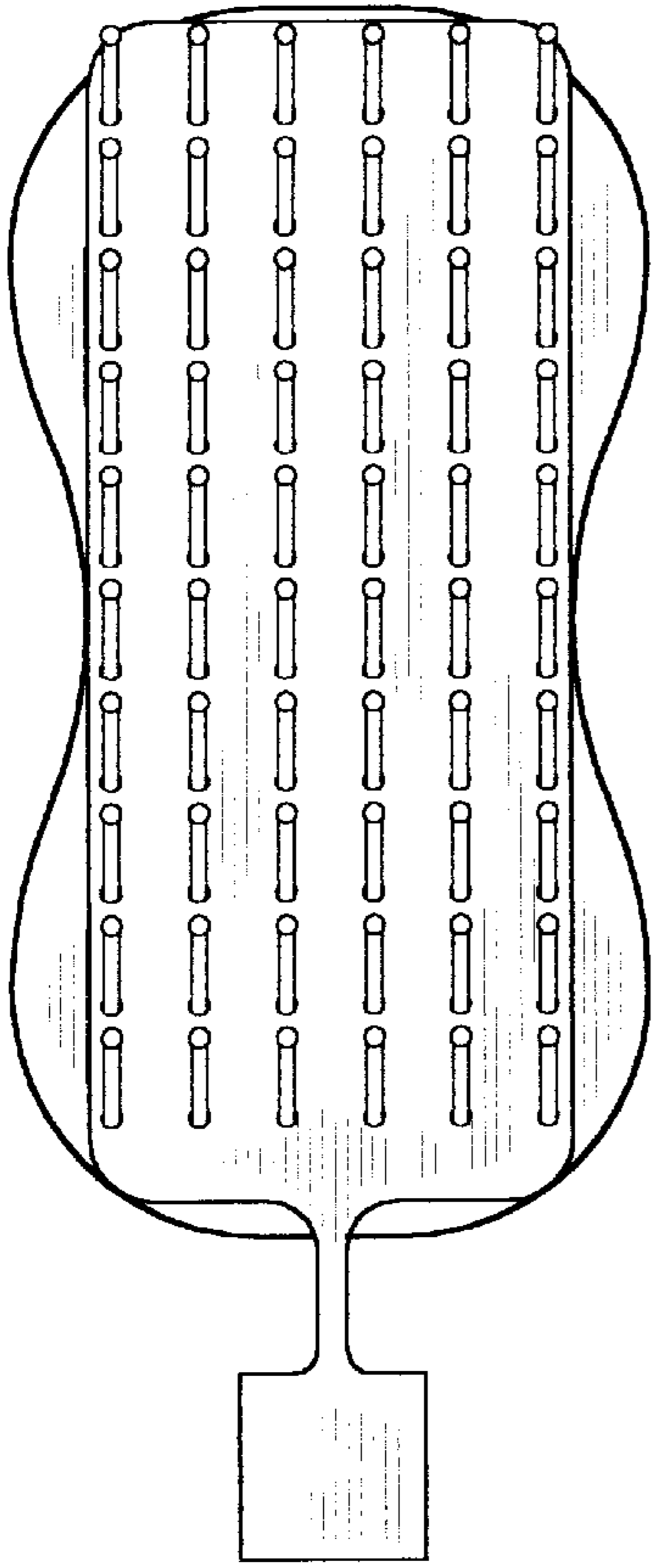


Fig. 1




Fig. 2



Fig. 3

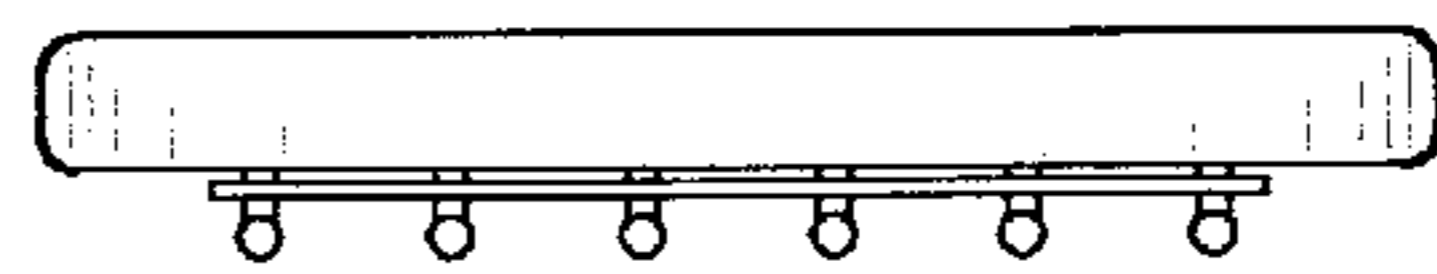


Fig. 4



Fig. 5

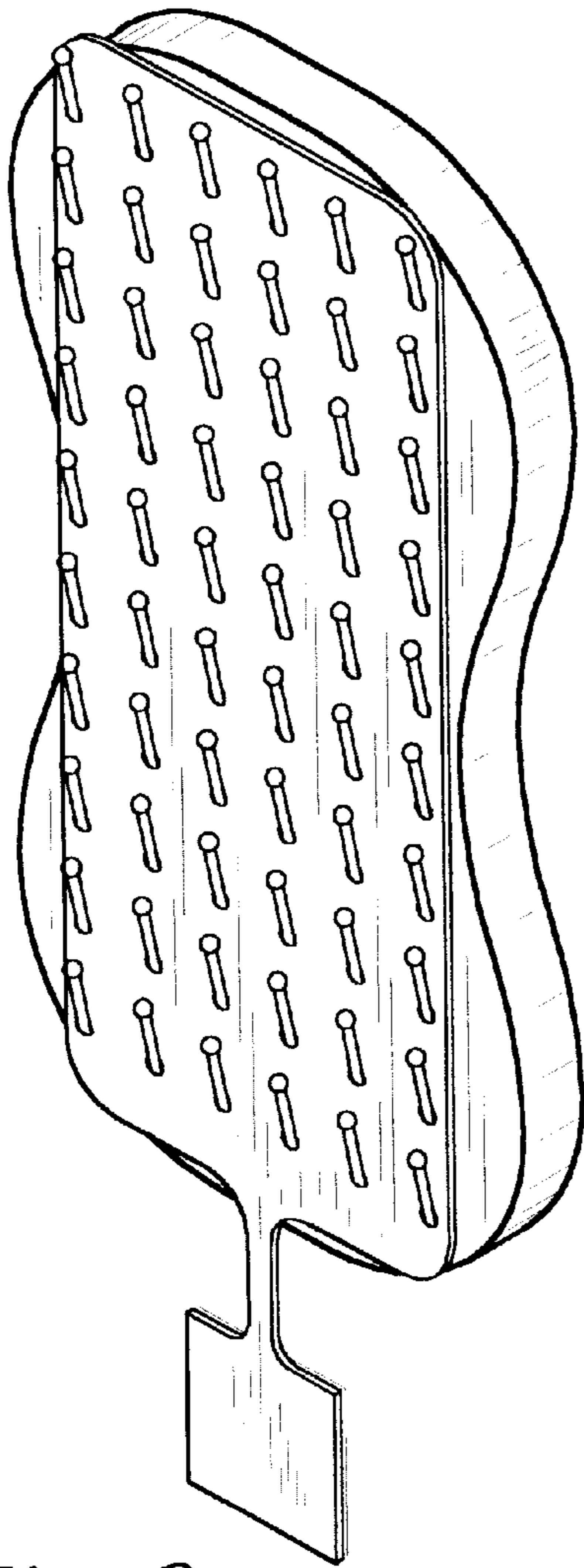


Fig. 6

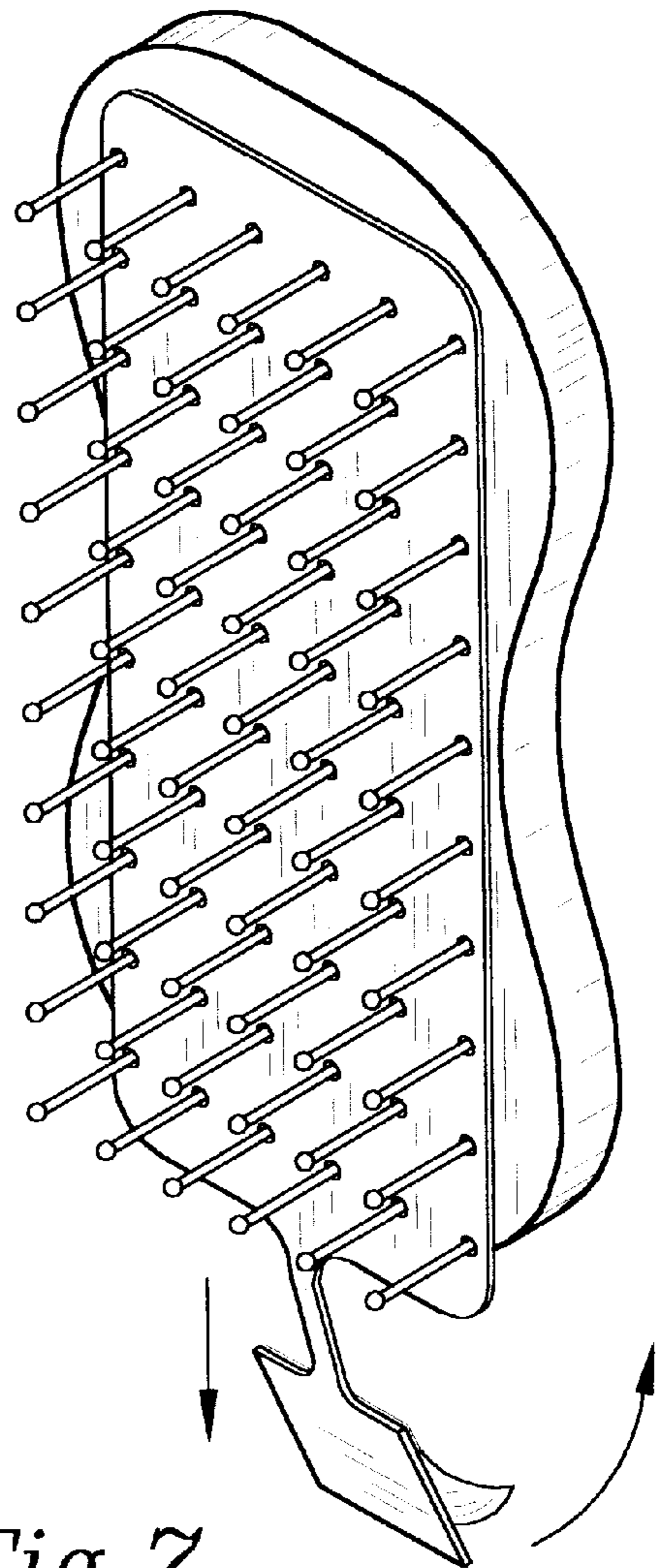


Fig. 7