



US00D425303S

United States Patent [19]
Klonowski

[11] **Patent Number: Des. 425,303**

[45] **Date of Patent: ** May 23, 2000**

[54] **PATTERN POUCH**

[76] Inventor: **Kathleen J. Klonowski**, 1583
A-Treetop Trail, Akron, Ohio 44113

[**] Term: **14 Years**

[21] Appl. No.: **29/093,535**

[22] Filed: **Sep. 14, 1998**

[51] **LOC (7) Cl.** **03-01**

[52] **U.S. Cl.** **D3/303; D3/201; D9/305**

[58] **Field of Search** **D3/201, 303; D9/305,**
D9/306; D27/185; 206/38; 383/11, 38,
24

[56] **References Cited**

U.S. PATENT DOCUMENTS

D. 236,629	9/1975	McMananey	D27/185
D. 344,407	2/1994	Derrickson	D3/303
5,131,760	7/1992	Farmer	383/38 X
5,273,361	12/1993	Jillson	D9/305 X
5,590,760	1/1997	Astarb	206/6
5,630,544	5/1997	Shane	D9/305 X
5,699,909	12/1997	Foster	D9/305 X

Primary Examiner—Louis S. Zarfes
Assistant Examiner—Monica A. Weingart

Attorney, Agent, or Firm—Joseph H. Taddeo

[57] **CLAIM**

The ornamental design for a pattern pouch, as shown and described.

DESCRIPTION

FIG. 1 is a top view of my new design for a pattern pouch; FIG. 2 is a front view showing the transparent pattern identifier window, the rear view is flat and has no design features;

FIG. 3 is a left-side view thereof, the right-side is a mirror image;

FIG. 4 is a bottom view thereof;

FIG. 5 is a top view of a pattern pouch, showing a second embodiment of my new design;

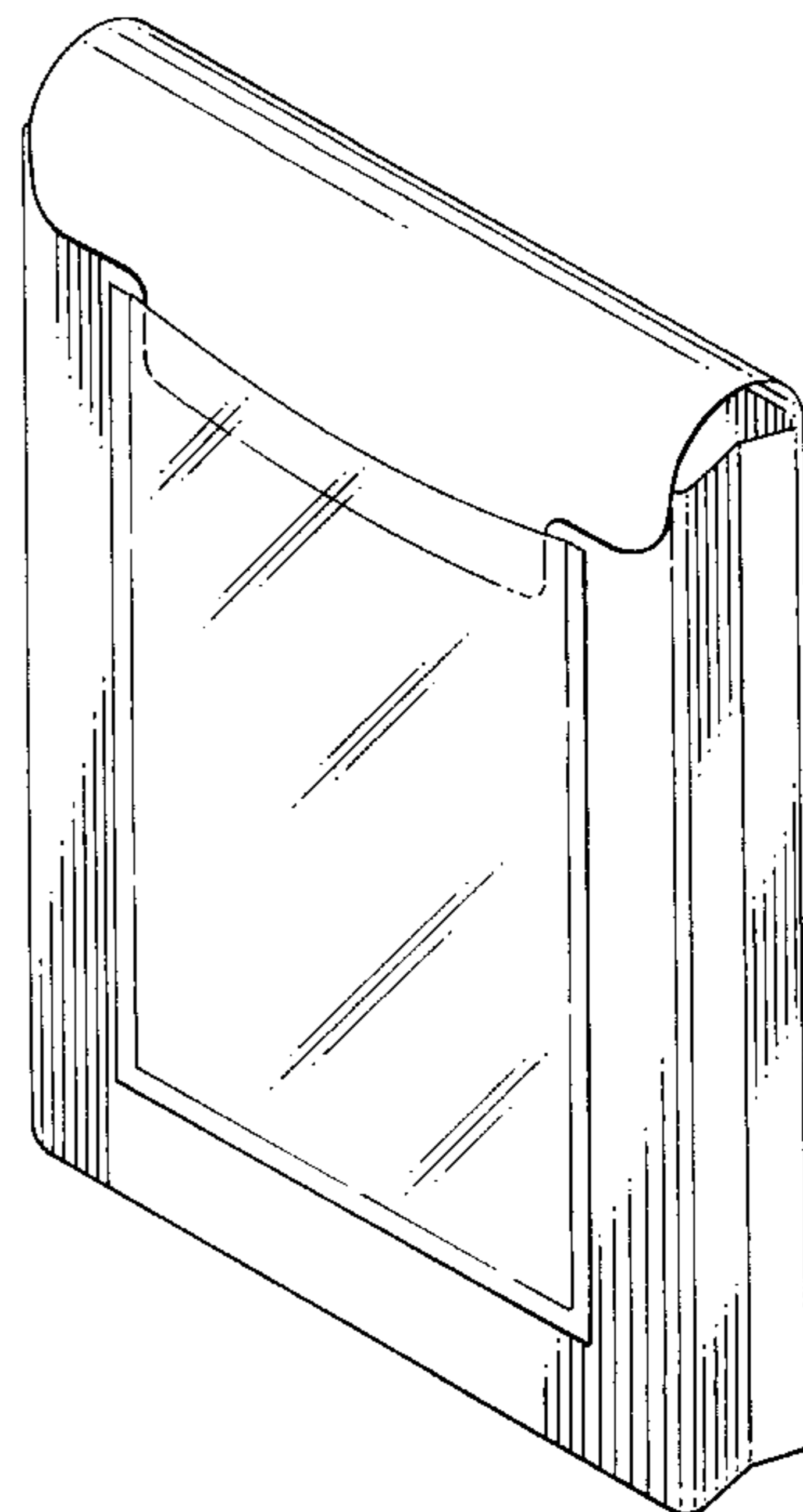
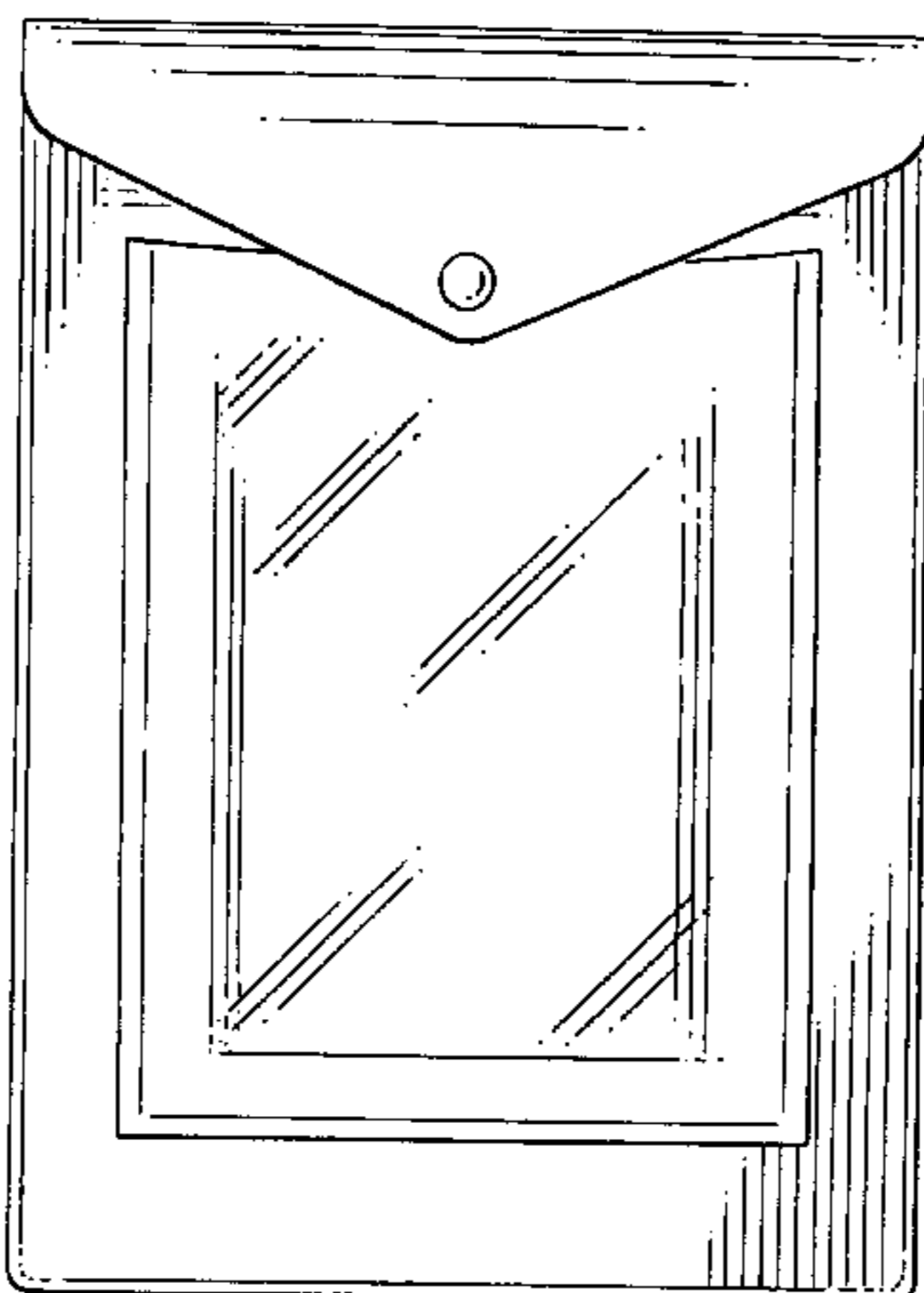

FIG. 6 is a front view of FIG. 5, the rear view is flat and has no design features;

FIG. 7 is a left-side view of FIG. 5, the right-side is a mirror image;

FIG. 8 is a bottom view of FIG. 5; and,

FIG. 9 is a perspective view showing a fifth embodiment of my pattern pouch, the top, bottom and rear view show no design features.

1 Claim, 3 Drawing Sheets






FIG. 1




FIG. 2



FIG. 3




FIG. 4




FIG. 5




FIG. 6

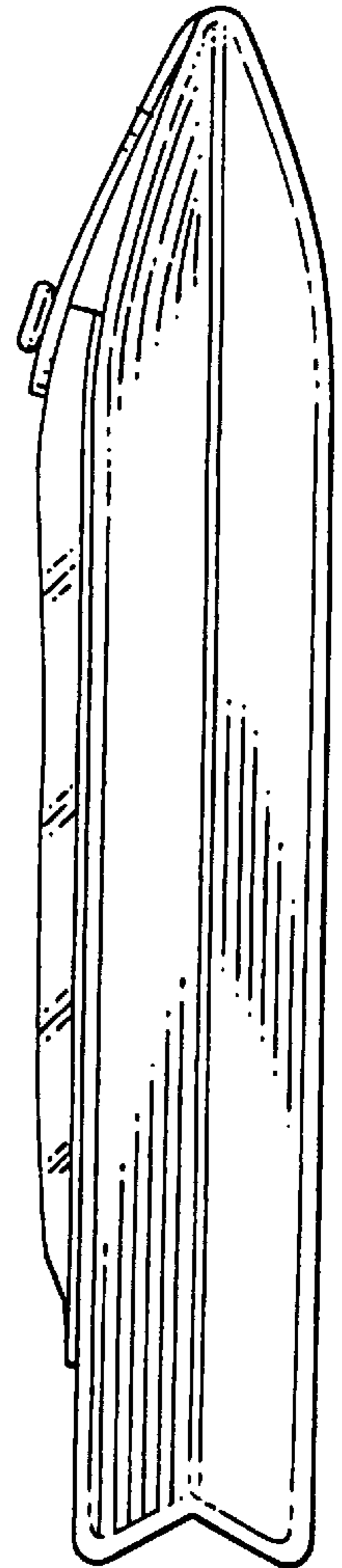


FIG. 7

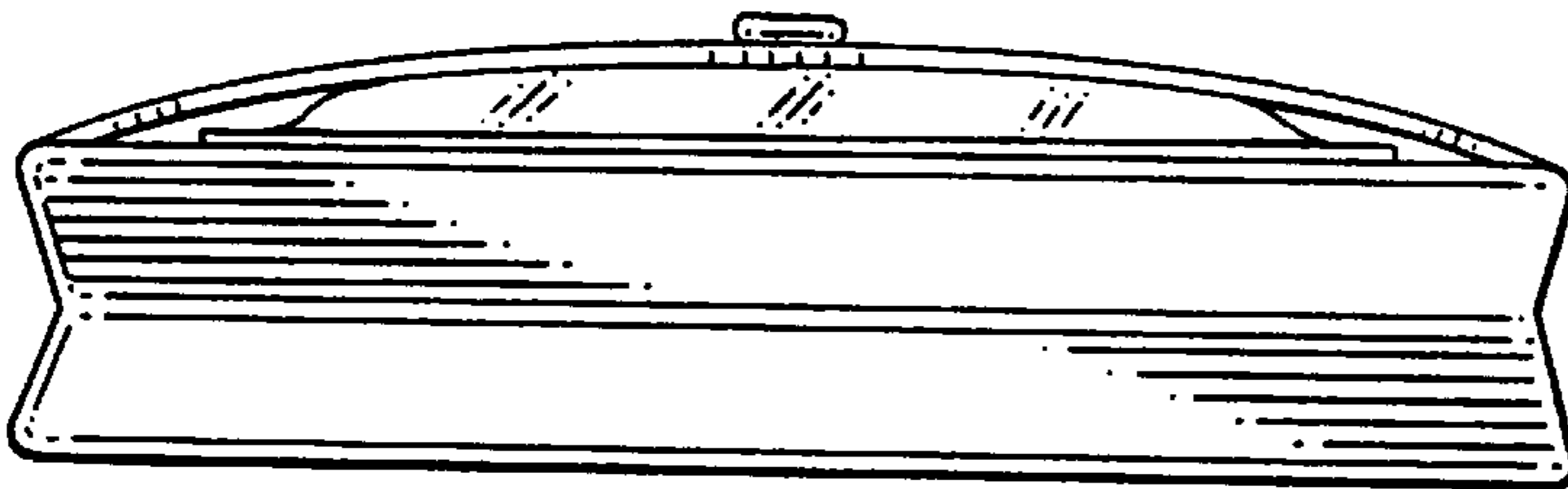


FIG. 8

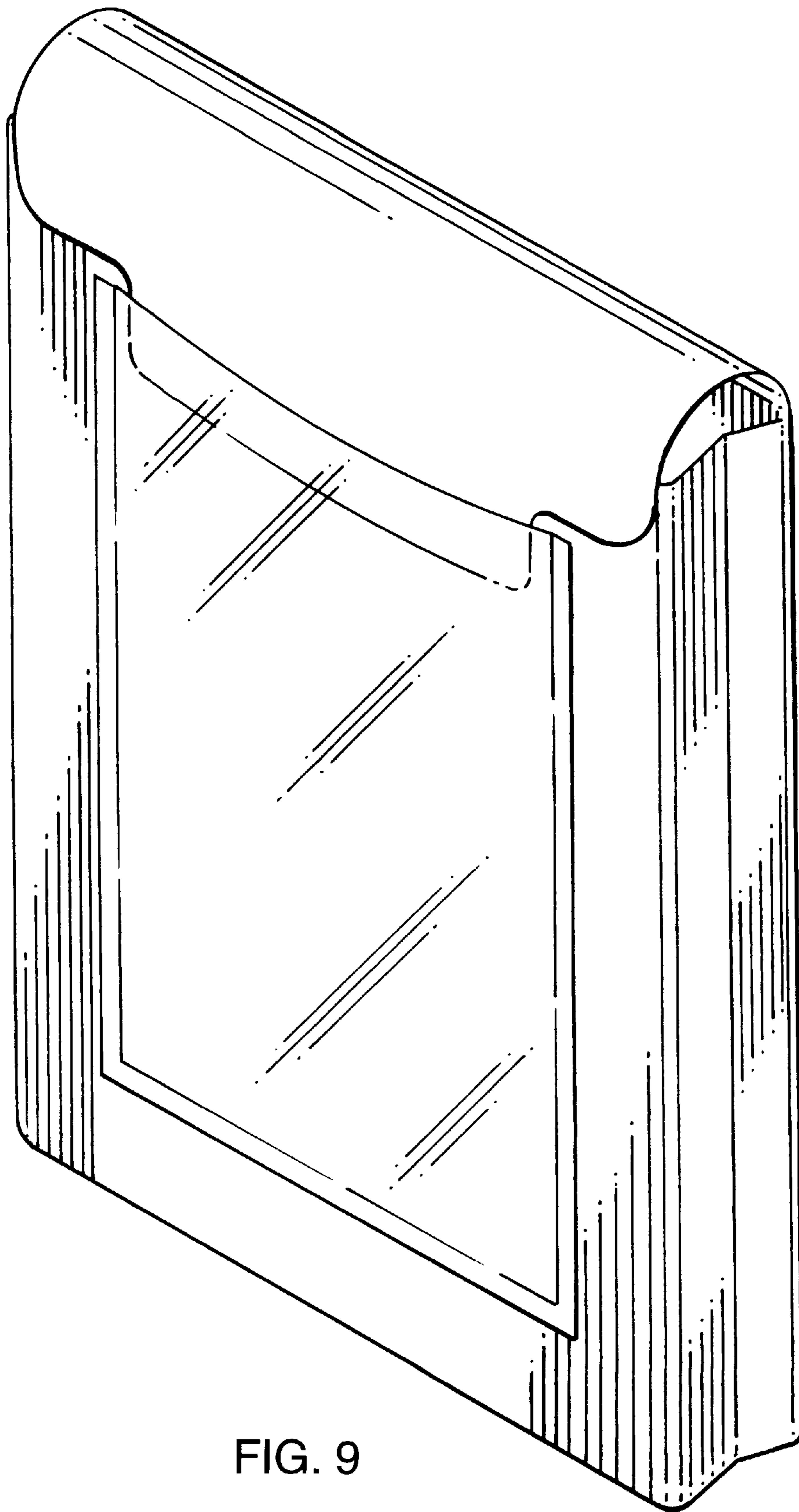


FIG. 9