



US00D425302S

United States Patent [19]

Fountain, Sr.

[11] Patent Number: **Des. 425,302**

[45] Date of Patent: **** May 23, 2000**

[54] STORAGE CASE

[76] Inventor: **Renzo Lee Fountain, Sr.**, 1219 Lake Pointe, Grosse Pointe Park, Mich. 48230

[**] Term: **14 Years**

[21] Appl. No.: **29/102,774**

[22] Filed: **Mar. 31, 1999**

[51] LOC (7) Cl. **03-01**

[52] U.S. Cl. **D3/295; D3/283**

[58] Field of Search D3/273, 274, 276, D3/283, 294, 295, 905; D6/559; 206/315.1, 349, 372, 373; 312/258; 144/285

[56] **References Cited**

U.S. PATENT DOCUMENTS

D. 305,705	1/1990	Stewart	D3/900
D. 325,127	4/1992	Diaz	D3/284
D. 333,492	2/1993	Paredes	D3/274
D. 369,901	5/1996	Laube	D3/282

D. 402,106	12/1998	Buckingham et al.	D3/295
1,600,554	9/1926	Marquis	446/75
2,541,890	2/1951	Schaperkotter et al.	206/315.1
3,967,869	7/1976	Jackson	D3/905
5,007,569	4/1991	Zarb	224/275
5,085,608	2/1992	Turner	446/75

Primary Examiner—Philip S. Hyder
Attorney, Agent, or Firm—Goldstein & Canino

[57] **CLAIM**

The ornamental design for a storage case, as shown and described.

DESCRIPTION

FIG. 1 is a diagrammatic perspective view of the storage case;
FIG. 2 is a front elevational view thereof;
FIG. 3 is a rear elevational view thereof;
FIG. 4 is a left side elevational view thereof;
FIG. 5 is a right side elevational view thereof;
FIG. 6 is a top plan view of the storage case; and,
FIG. 7 is a bottom plan view thereof.

1 Claim, 3 Drawing Sheets




FIG. 1




FIG. 2




FIG. 3

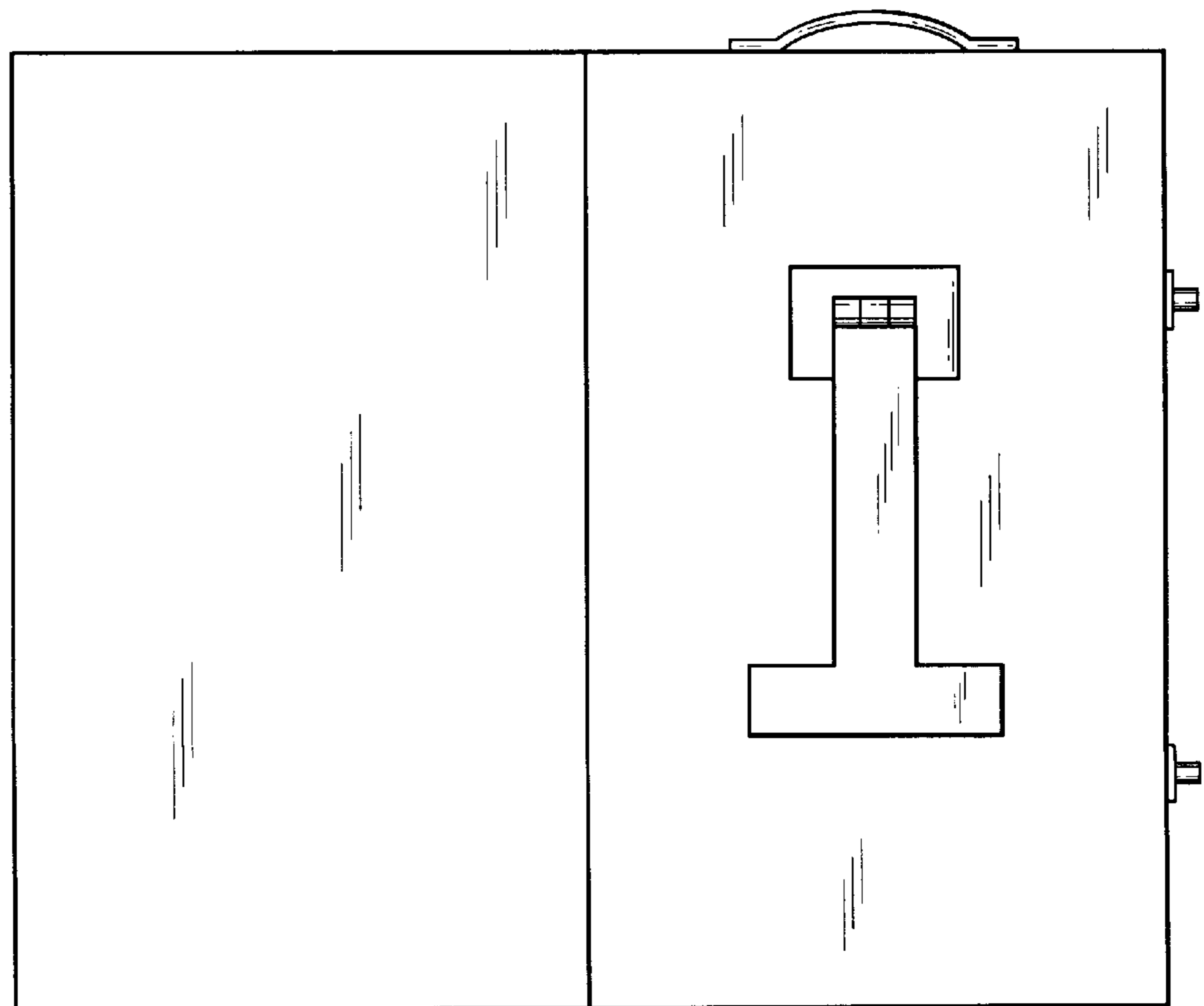


FIG. 4

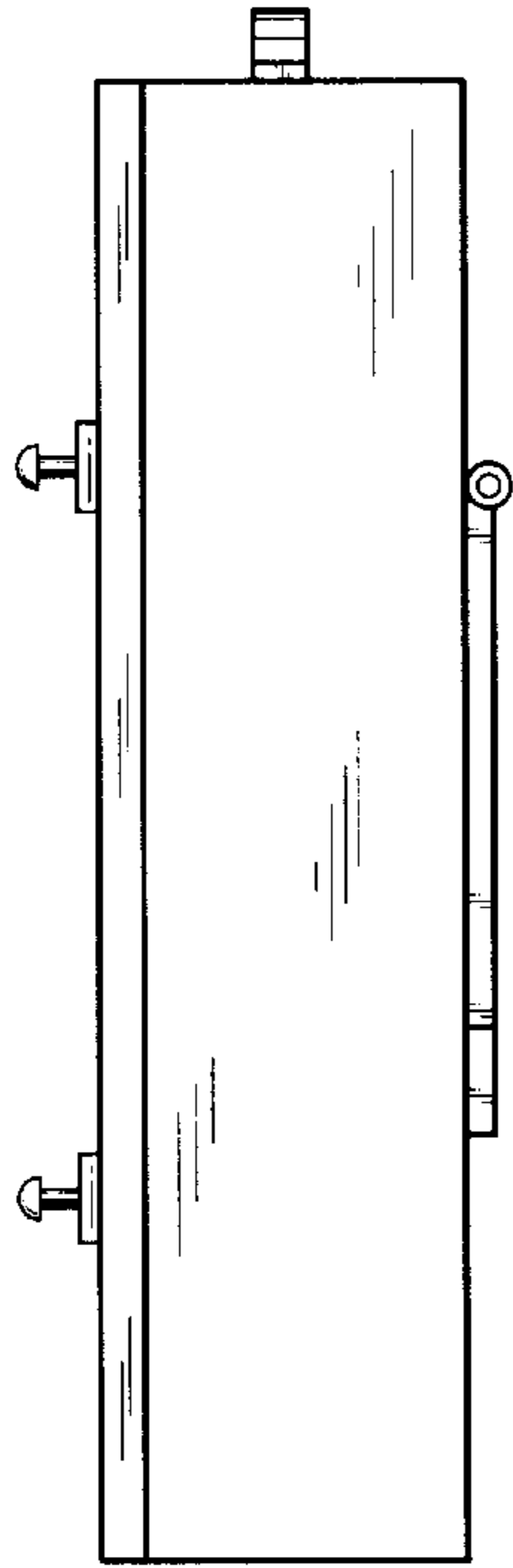


FIG. 5




FIG. 6

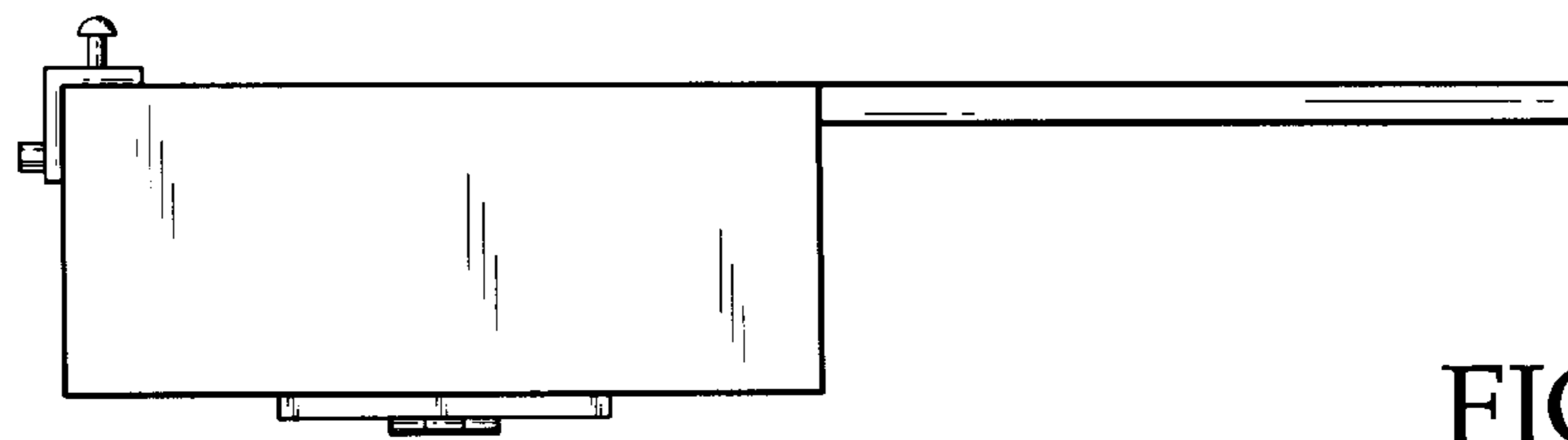
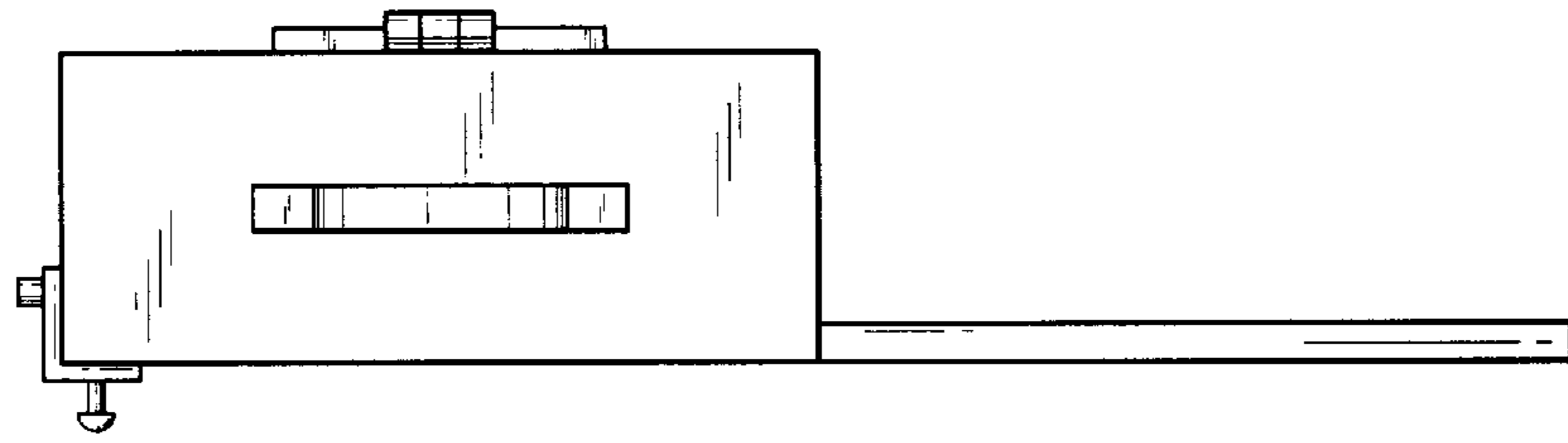


FIG. 7