



US00D425301S

United States Patent [19]
Sagol

[11] **Patent Number: Des. 425,301**

[45] **Date of Patent: ** May 23, 2000**

[54] **WHEELED TRUNK**

[75] Inventor: **Sami Sagol**, Ramat Hasharon, Israel

[73] Assignee: **Keter Plastic Ltd.**, Ramat Hasharon, Israel

[**] Term: **14 Years**

[21] Appl. No.: **29/090,488**

[22] Filed: **Jul. 9, 1998**

[30] **Foreign Application Priority Data**

Jan. 12, 1998 [IL] Israel 29174

[51] **LOC (7) Cl.** **03-01**

[52] **U.S. Cl.** **D3/279; D3/276**

[58] **Field of Search** D3/273, 276, 279,
D3/281, 282, 294; 190/18 A, 110, 111,
112, 113, 114, 115

[56] **References Cited**

U.S. PATENT DOCUMENTS

D. 285,145 8/1986 Hsieh D3/279
D. 312,352 11/1990 King D3/279
D. 335,030 4/1993 Alfonso D3/279
D. 360,759 8/1995 King D3/279

D. 375,199 11/1996 Stokes et al. D3/279
D. 383,905 9/1997 Stokes et al. D3/279

Primary Examiner—Philip S. Hyder
Attorney, Agent, or Firm—Friedman Siegelbaum LLP

[57] **CLAIM**

The ornamental design for a wheeled trunk, as shown and described.

DESCRIPTION

FIG. 1 is an isometric perspective view of a wheeled trunk showing my new design;

FIG. 2 is an isometric front view of the wheeled trunk shown in FIG. 1 with an extended retractable pull handle;

FIG. 3 is an isometric back view of the wheeled trunk shown in FIG. 1;

FIG. 4 is a left view of the wheeled trunk shown in FIG. 1; FIG. 5 is a back view of the wheeled trunk shown in FIG. 1;

FIG. 6 is a front view of the wheeled trunk shown in FIG. 1;

FIG. 7 is a bottom view of the wheeled trunk shown in FIG. 1; and,

FIG. 8 is a top view of the wheeled trunk shown in FIG. 1.

1 Claim, 8 Drawing Sheets




FIG. 1



FIG. 2

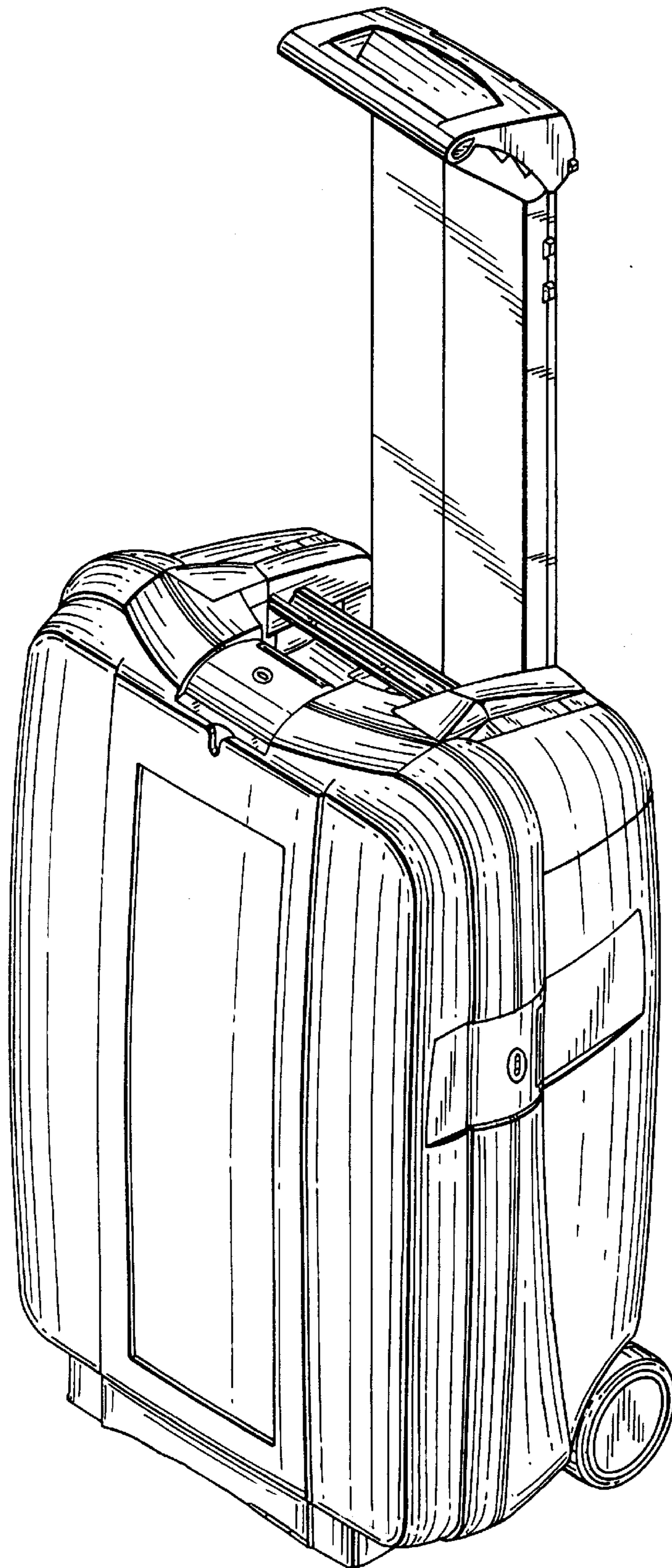


FIG. 3

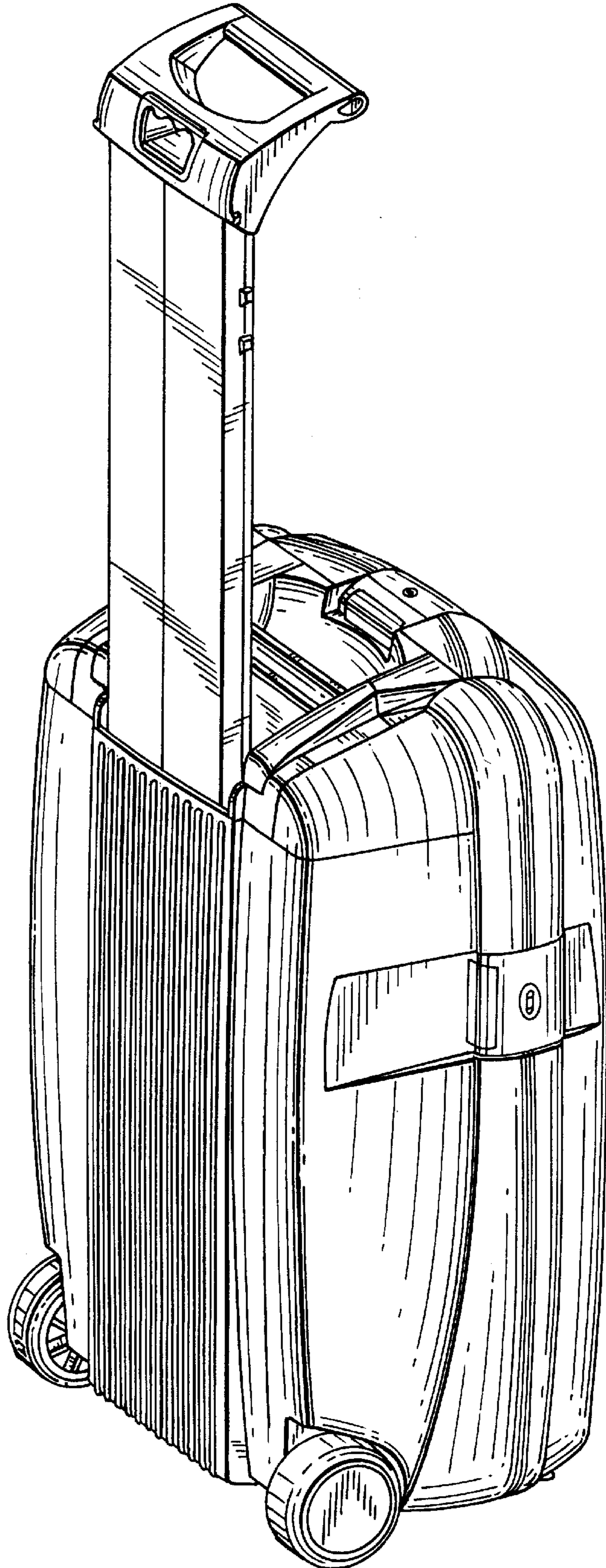


FIG. 4

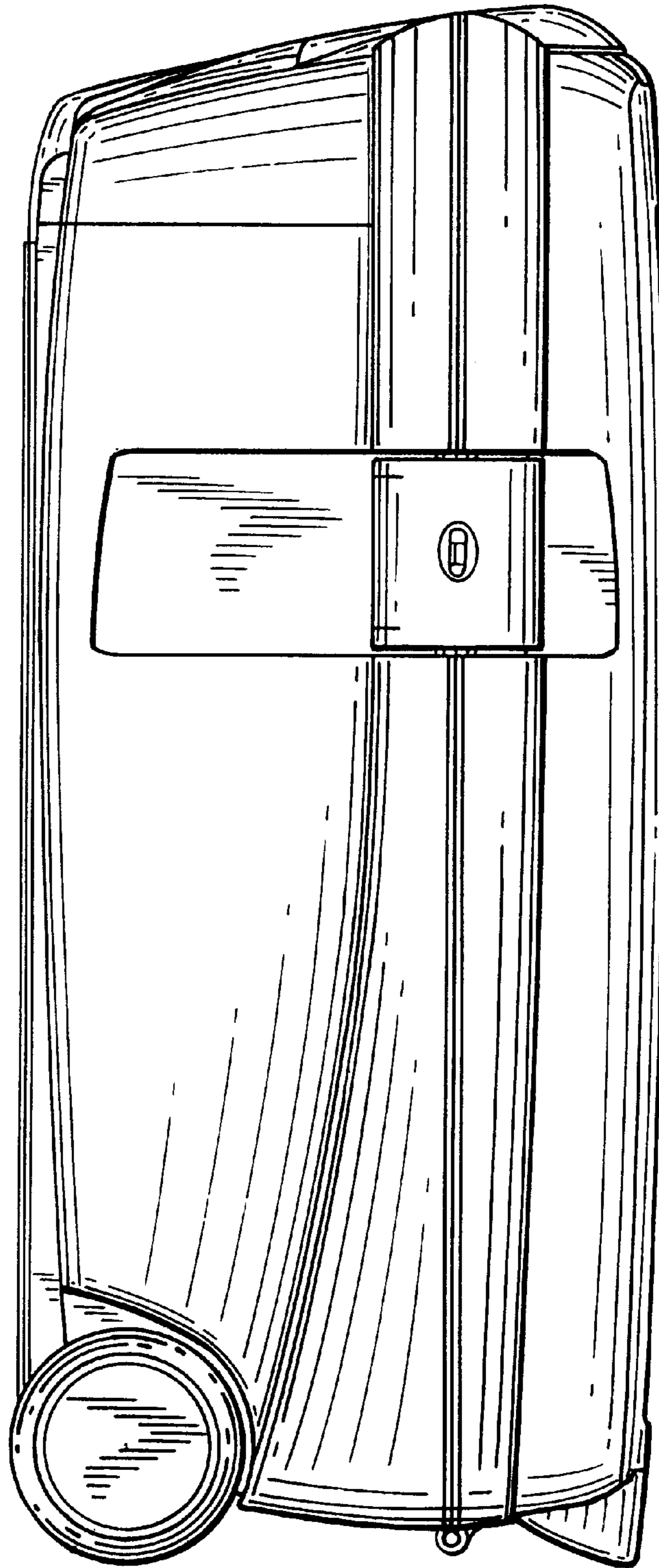


FIG. 5

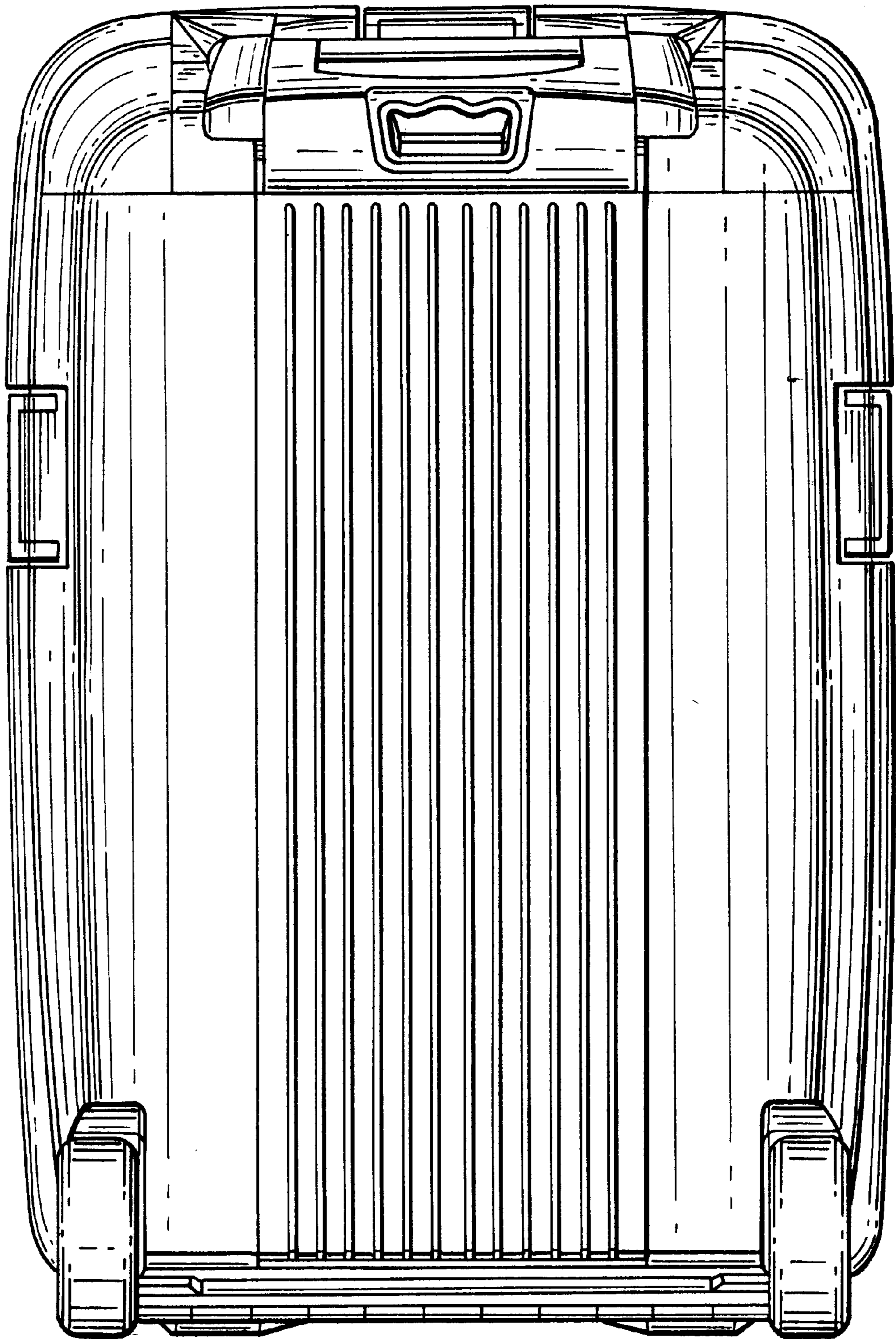


FIG. 6




FIG. 7

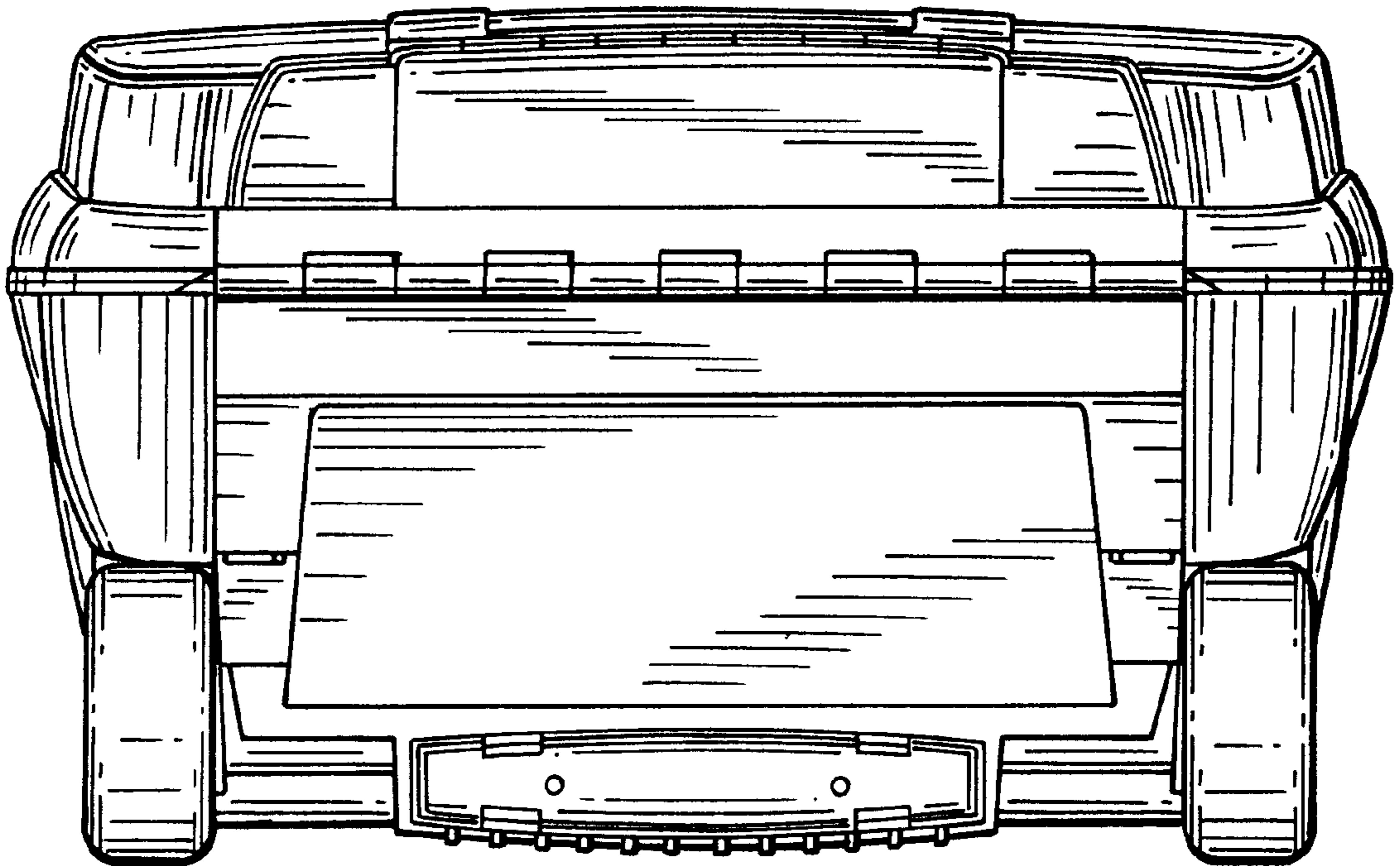


FIG. 8

