



US00D425294S

United States Patent [19]
Haverstick

[11] **Patent Number: Des. 425,294**

[45] **Date of Patent: ** May 23, 2000**

[54] **MEDICATION CASE**

5,848,700 12/1998 Horn 206/570

[76] Inventor: **Michael E Haverstick**, 372 Valley View Dr., New Holland, Pa. 17557

Primary Examiner—Louis S. Zarfes
Assistant Examiner—Catherine R. Oliver

[**] Term: **14 Years**

[57] **CLAIM**

[21] Appl. No.: **29/102,429**

The ornamental design for a medication case, as shown and described.

[22] Filed: **Mar. 25, 1999**

DESCRIPTION

[51] **LOC (7) Cl.** **03-01**

FIG. 1 is a rear elevational view of the medication case of the present invention;

[52] **U.S. Cl.** **D3/203**

FIG. 2 is a front elevational view of the medication case of FIG. 1;

[58] **Field of Search** D3/203, 201, 205, D3/215; D24/229; 206/570, 571, 572; 190/111, 112

FIG. 3 is a left side elevational view of the medication case of FIG. 1, the right side elevational view being a mirror image thereof;

[56] **References Cited**

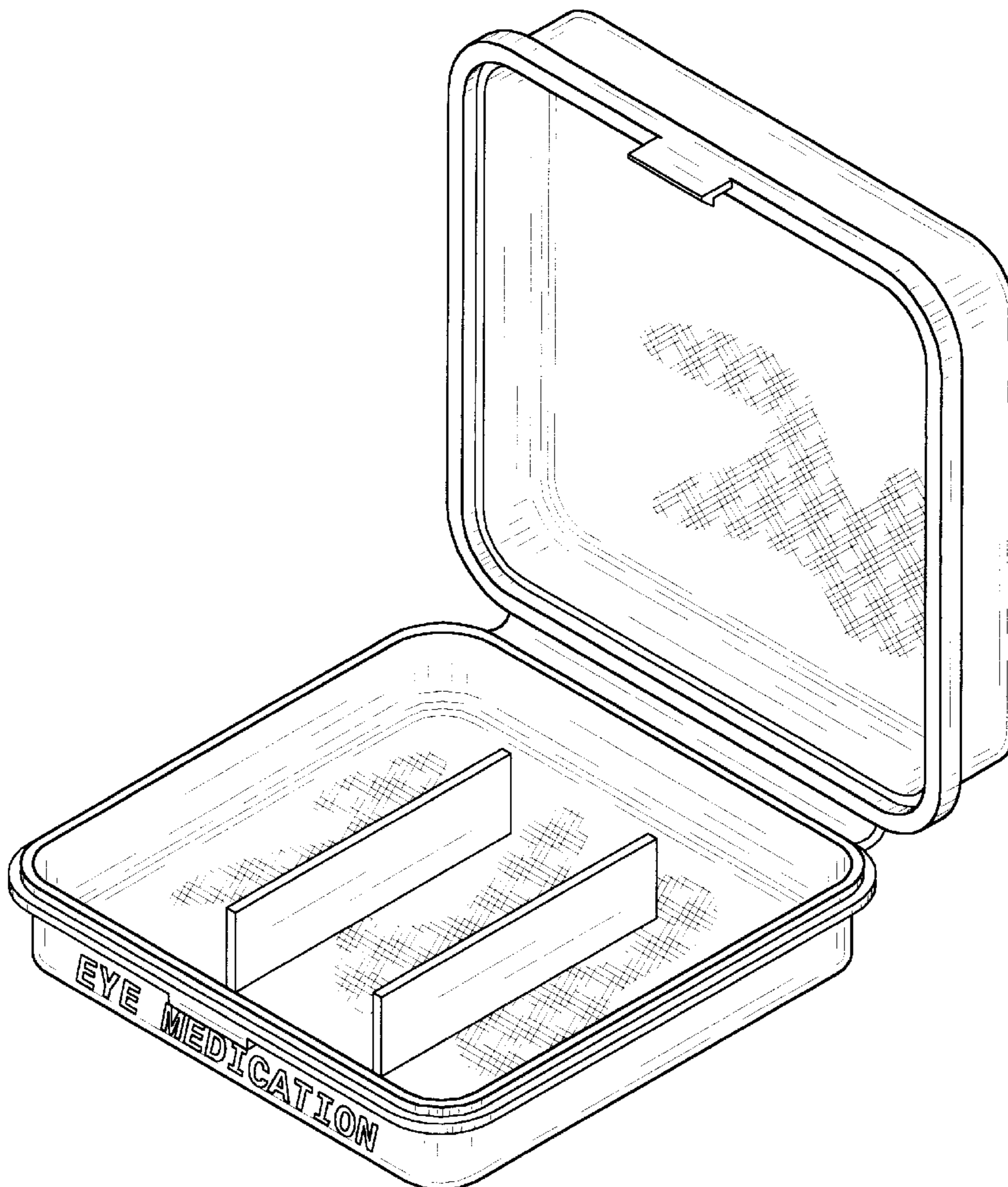
U.S. PATENT DOCUMENTS

D. 232,523	8/1974	Nudell	D3/203
D. 280,015	8/1985	Sarajian	D3/203
D. 313,505	1/1991	Leopoldi et al.	D3/203
D. 324,952	3/1992	Berland	D3/203
D. 353,711	12/1994	McGugan	D3/203

FIG. 4 is a top plan view of the medication case of FIG. 1; FIG. 5 is a bottom plan view of the medication case of FIG. 1; and,

FIG. 6 is a top, rear, left side perspective view of the medication case of FIG. 1.

1 Claim, 3 Drawing Sheets



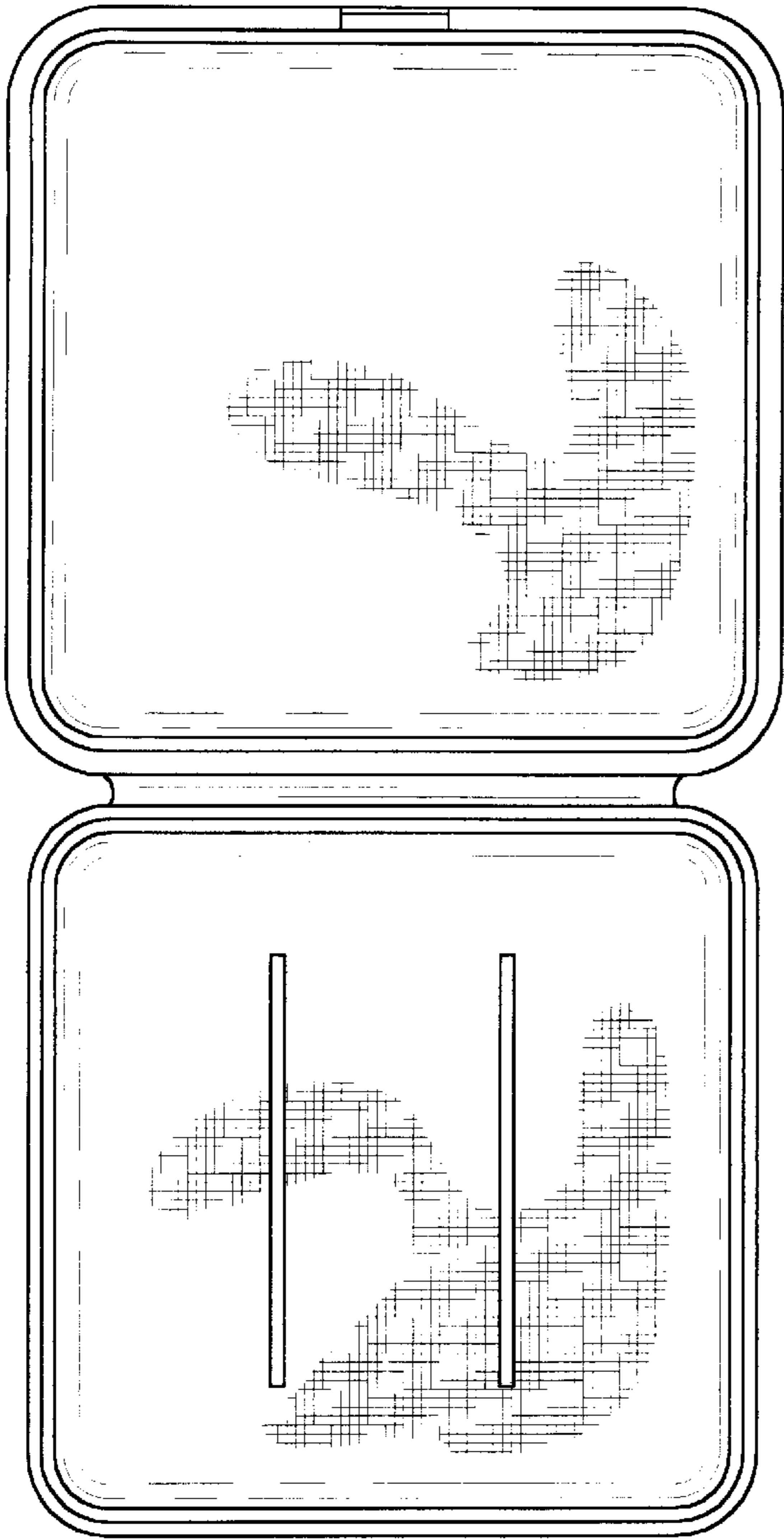


Fig. 1




Fig. 2

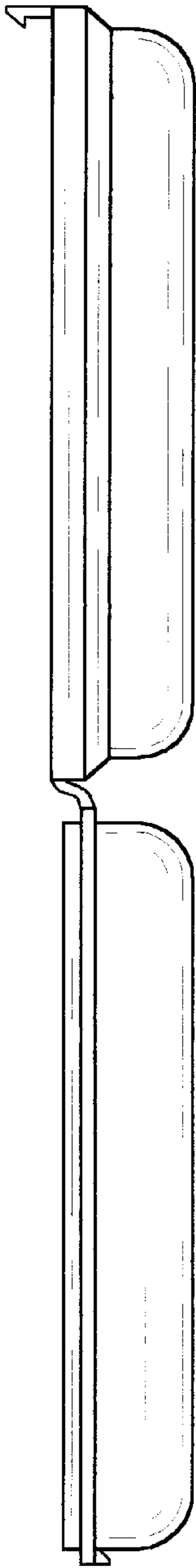


Fig. 3




Fig. 4

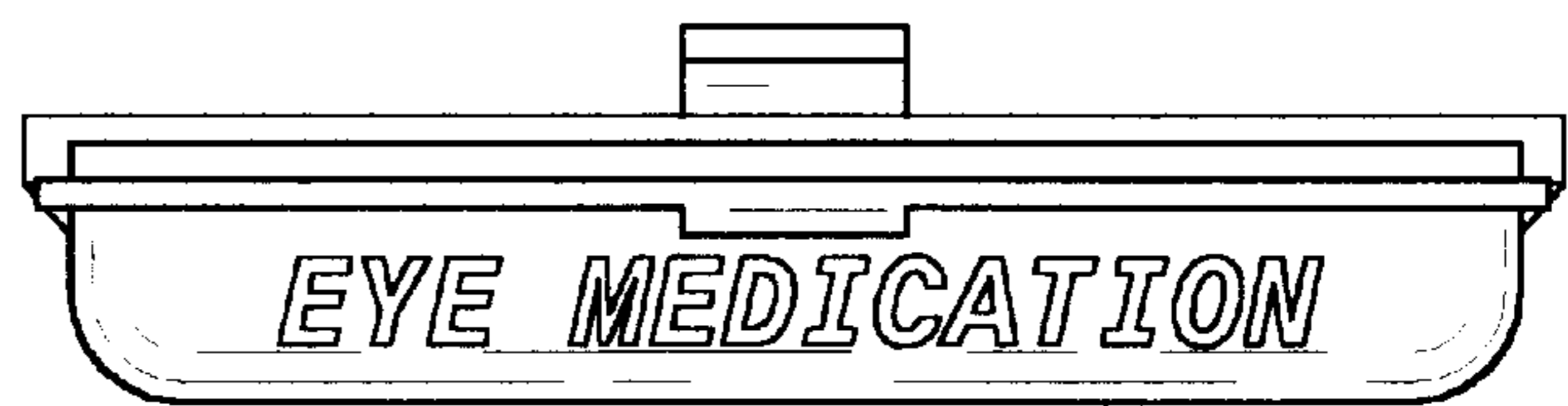


Fig. 5

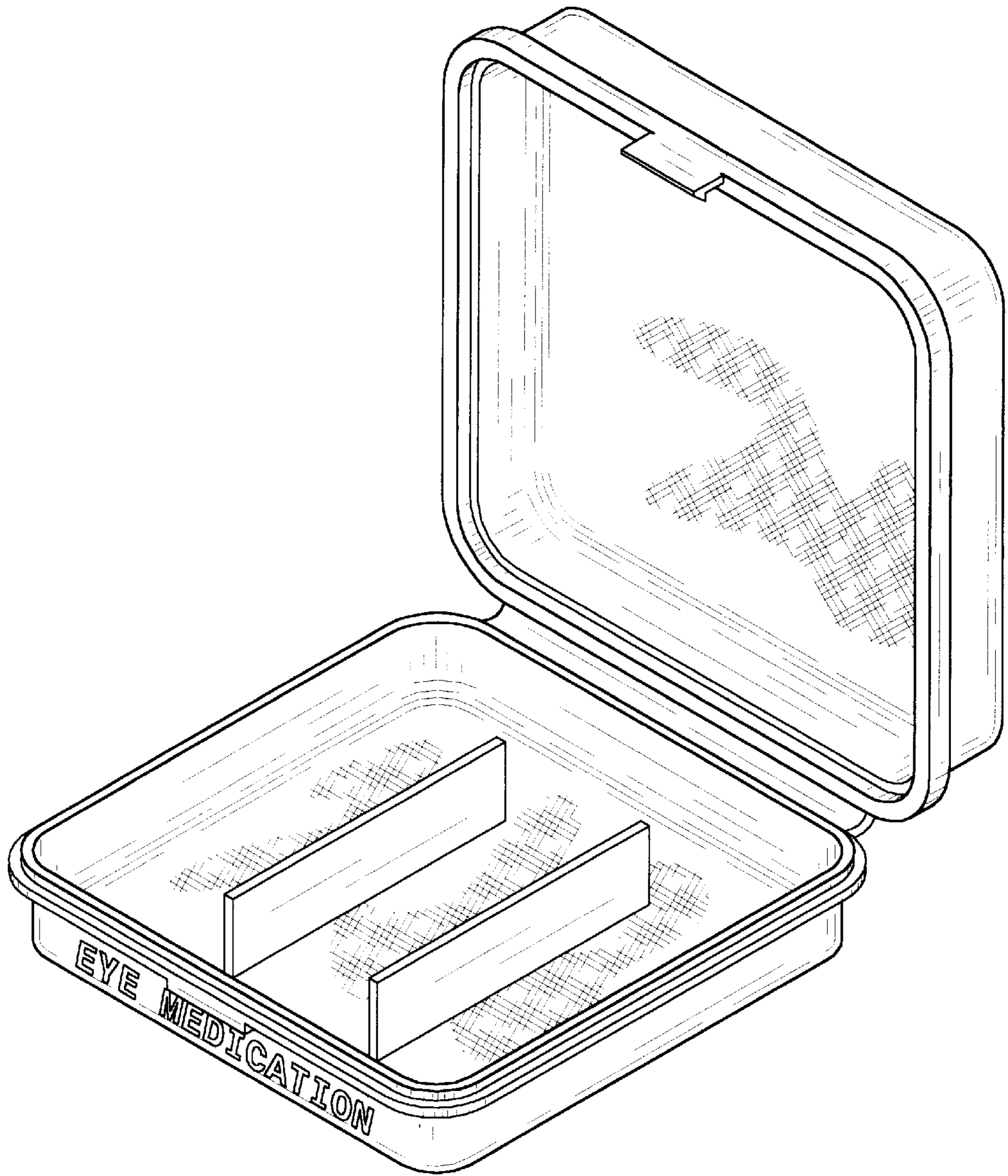


Fig. 6