



US00D425292S

United States Patent [19] Matis

[11] Patent Number: **Des. 425,292**

[45] Date of Patent: **** May 23, 2000**

[54] **SHOE UPPER**

[75] Inventor: **Clark A. Matis**, Charlotte, Vt.

[73] Assignee: **Wolverine World Wide, Inc.**,
Rockford, Mich.

[**] Term: **14 Years**

[21] Appl. No.: **29/105,793**

[22] Filed: **Jun. 2, 1999**

[51] **LOC (7) Cl.** **02-04**

[52] **U.S. Cl.** **D2/969; D2/903; D2/907;**
D2/919; D2/916; D2/927

[58] **Field of Search** **D2/969, 970, 971,**
D2/946-960, 896, 902, 903, 906-910, 913,
916-929; 36/83, 101, 102, 113-116, 126-131,
134, 3 A, 7.1 R, 7.7, 7.5, 7.6, 8.1-8.4,
11, 11.5, 9 R, 10, 45, 50.1

[56] **References Cited**

U.S. PATENT DOCUMENTS

D. 142,432	9/1945	Lissak et al.	D2/918
D. 155,956	11/1949	Wood	D2/969
D. 273,628	5/1984	Huberman et al.	D2/907
D. 280,254	8/1985	Carvajal Pavon	D2/918
D. 335,570	5/1993	Hatfield et al.	D2/969
D. 336,767	6/1993	Hatfield et al.	D2/969
D. 342,145	12/1993	Yeh	D2/903
D. 352,383	11/1994	Verin	D2/919
369,928	9/1887	Eisenbeis	36/10
D. 384,491	10/1997	Baker et al.	D2/909
D. 401,049	11/1998	Greenberg	D2/969
D. 412,776	8/1999	Biedermann	D2/919
483,246	9/1892	Chantler	36/10
782,445	2/1905	Giles	36/9 R

811,438	1/1906	Rhodes	36/11
1,491,086	4/1924	Dessau	36/8.1
5,392,832	2/1995	Bray, Jr. et al.	36/11.5

OTHER PUBLICATIONS

Eastbay, Feb. 1999, pp. 51 and 59.
NIKE Footwear Catalog, p. 22 Zoom Jasari; p. 125 Air Soc Moc, Oct. 1997.
NIKE Footwear Catalog, p. 25 Aqua Sock and Aqua Sock Classic; p. 29 Air Moc, Izy and Rufus; p. 40 WMNS Air Osaka, Aug. 1999.
NIKE Holiday Catalog, p. M42, Team Supreme, Aug. 1999.

Primary Examiner—Stella Reid
Assistant Examiner—G Andoll
Attorney, Agent, or Firm—Warner Norcross & Judd


[57] **CLAIM**

The ornamental design for shoe upper, as shown and described.

DESCRIPTION

FIG. 1 is a perspective view of the shoe upper embodying the new design;
FIG. 2 is a front elevational view thereof;
FIG. 3 is a rear elevational view thereof;
FIG. 4 is a top plan view thereof;
FIG. 5 is a right side elevational view thereof; and,
FIG. 6 is a left side elevational view thereof.
FIGS. 1-6 show an outsole in broken lines. The outsole is shown for environmental purposes and does not form any part of the claimed design.
The broken lines which form the bounds of the claimed design form no part thereof.

1 Claim, 6 Drawing Sheets



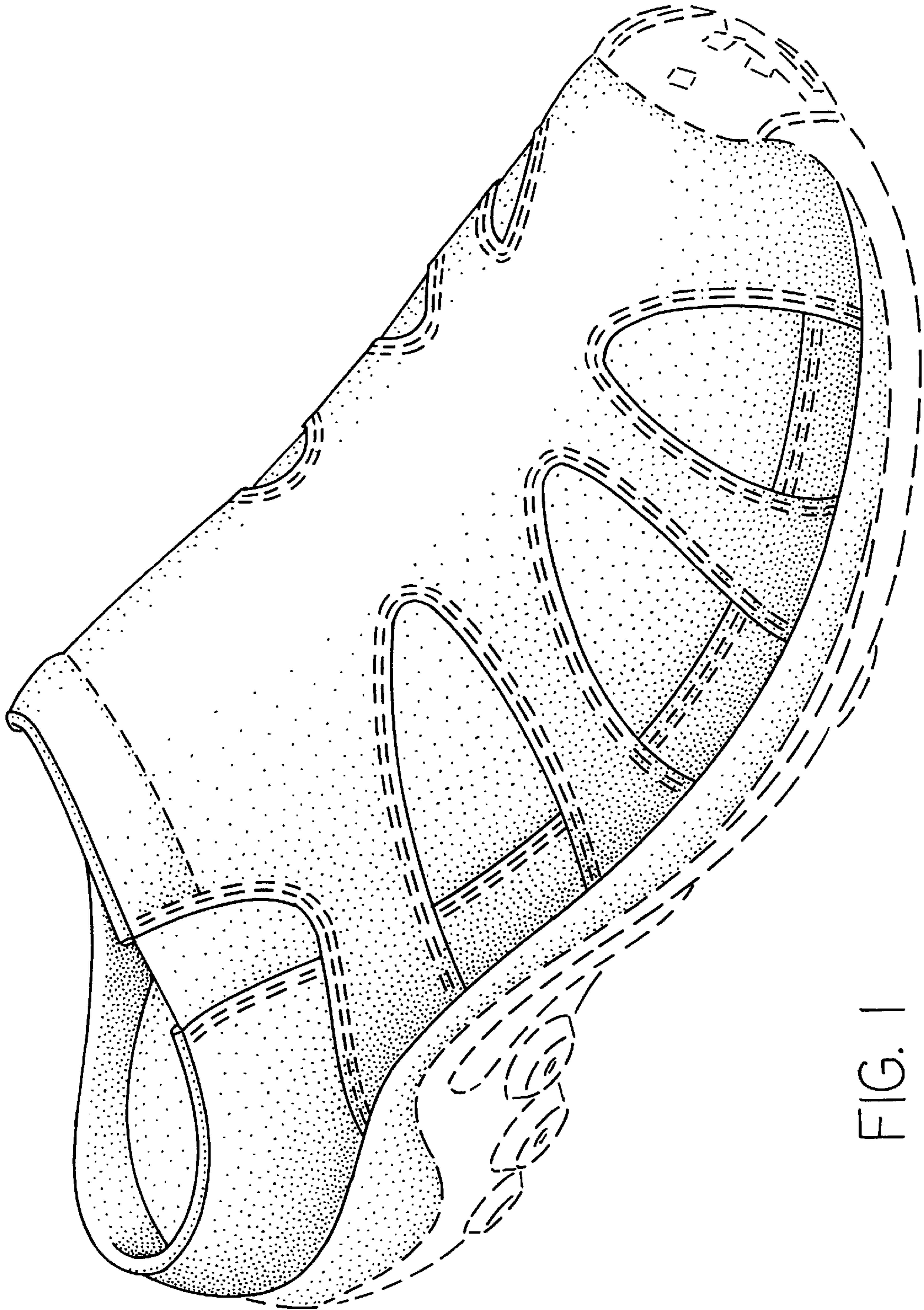


FIG. 1

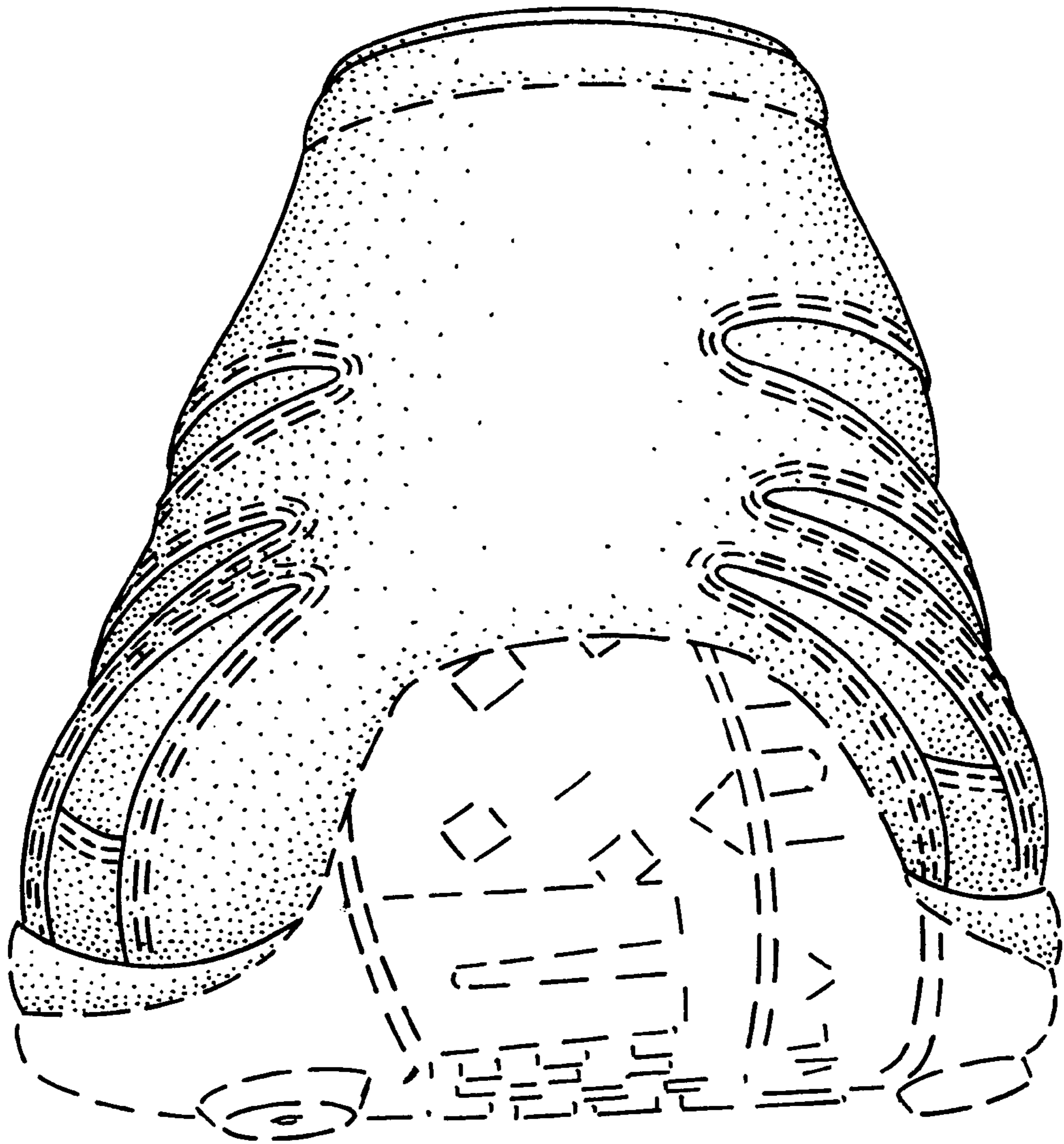


FIG. 2

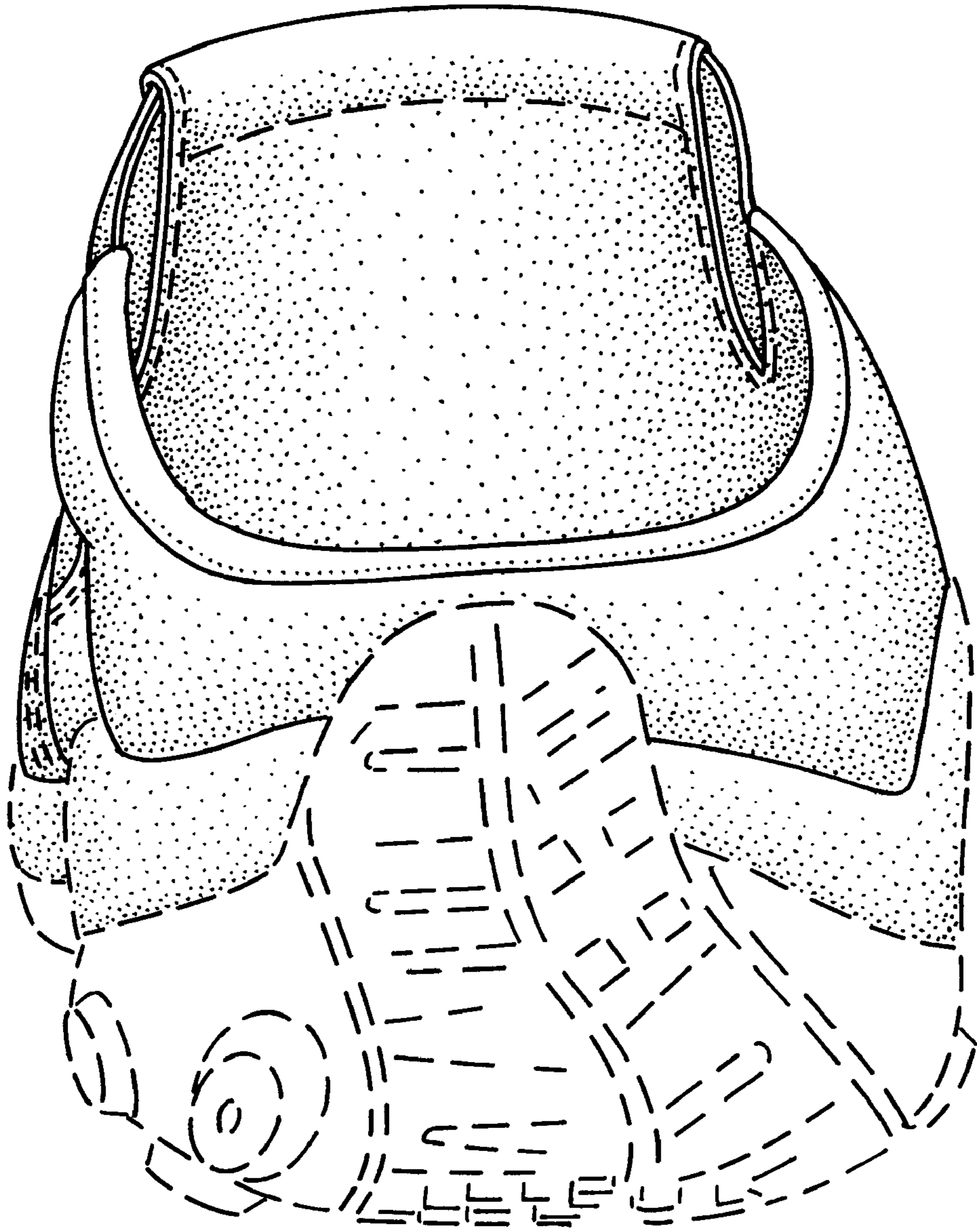


FIG. 3

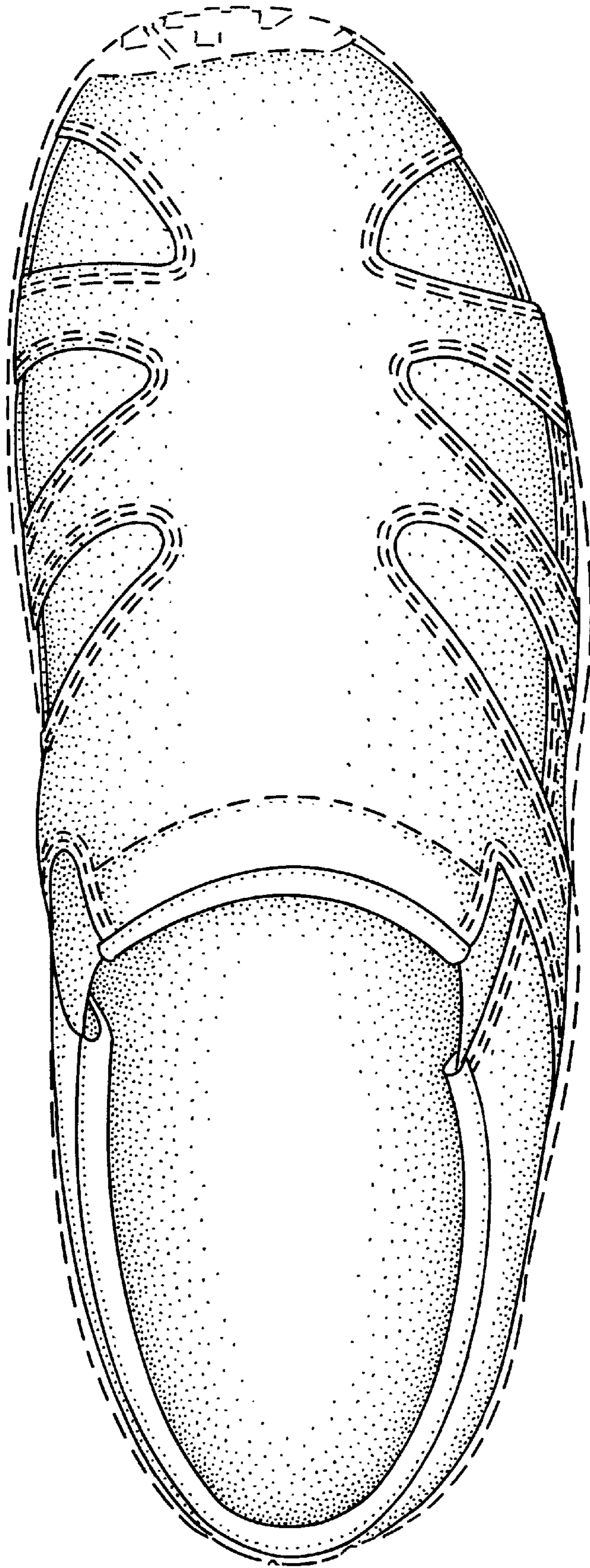


FIG 4

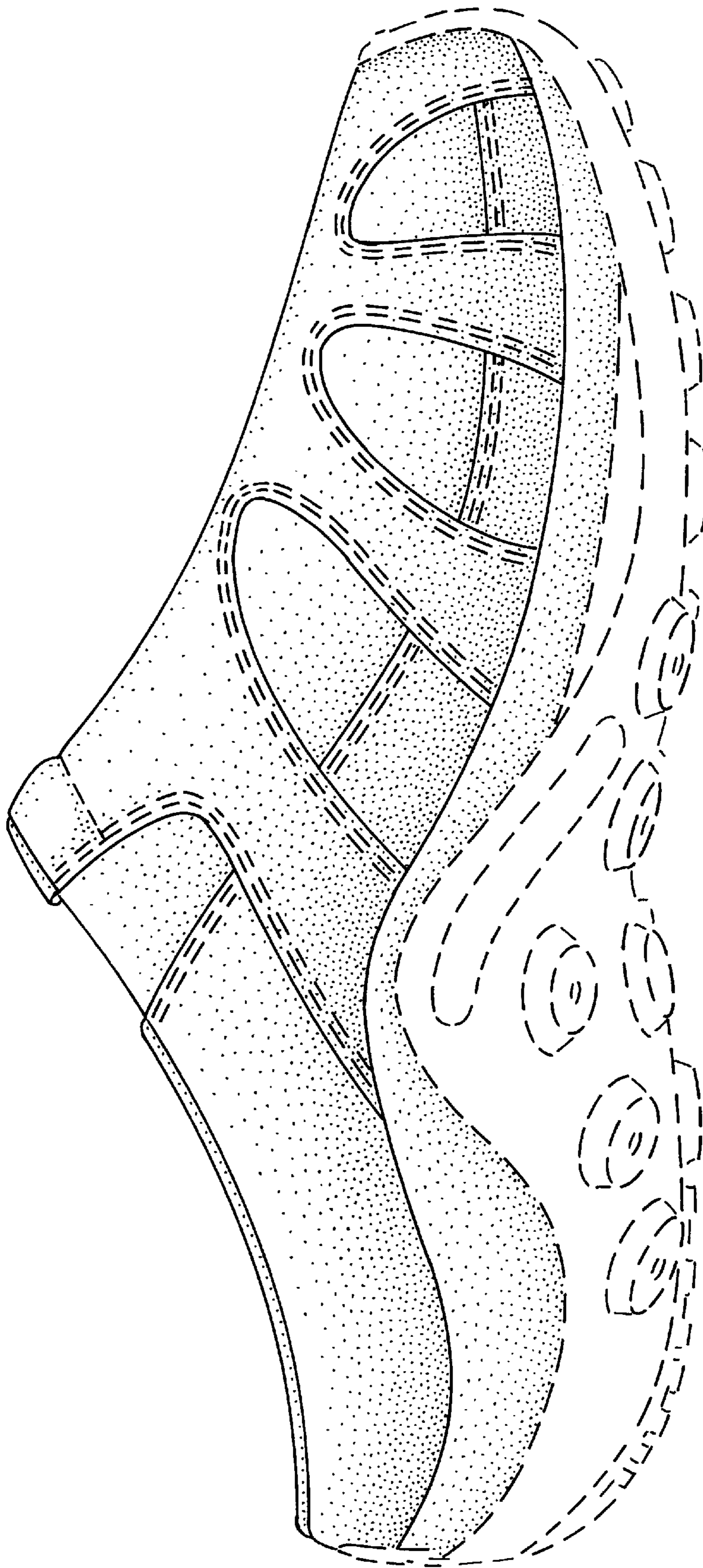


FIG. 5

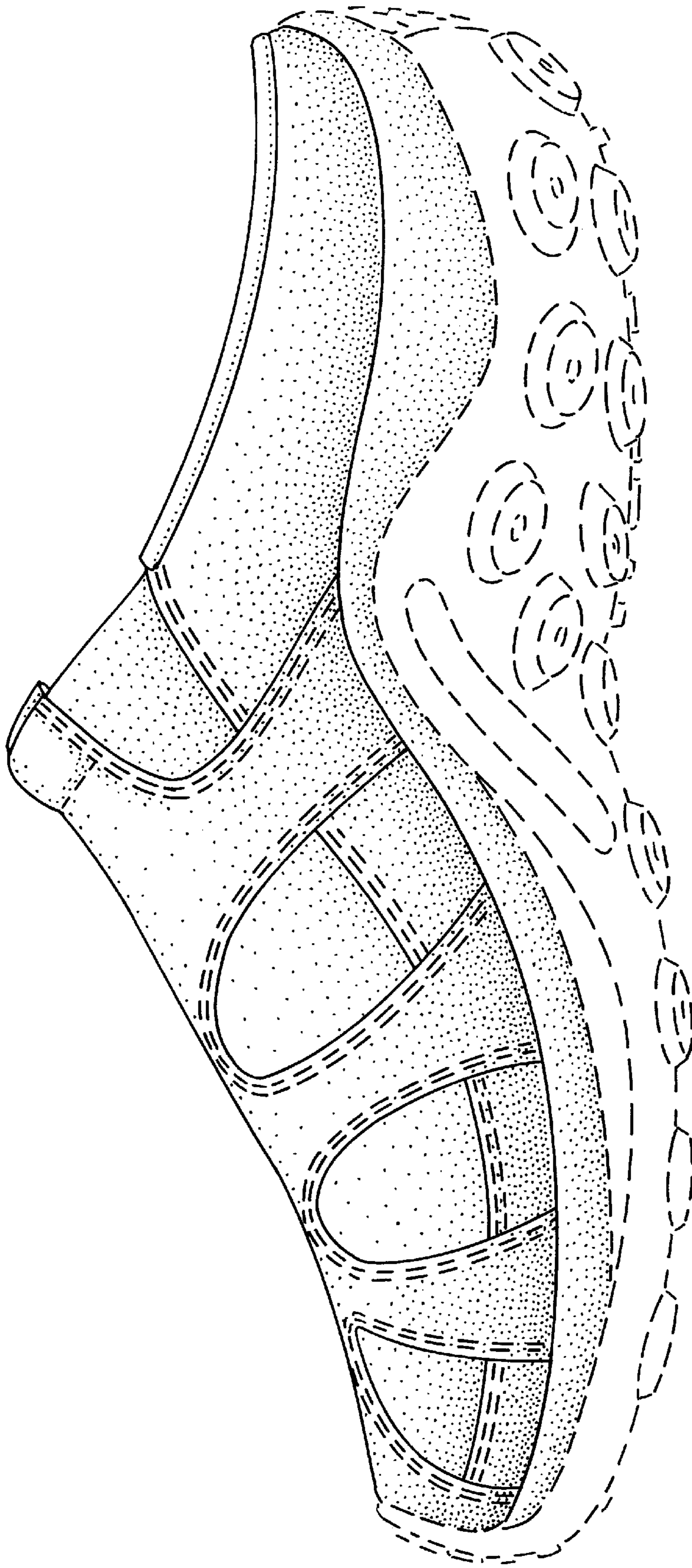


FIG. 6