



US00D425280S

**United States Patent** [19]  
**vom Braucke et al.**

[11] **Patent Number: Des. 425,280**

[45] **Date of Patent: \*\* May 16, 2000**

[54] **MULTI-LEVEL PLATFORM WAGON**

D. 363,590 10/1995 Kazmerchek et al. .... D34/21

[75] Inventors: **Manfred vom Braucke**, Bielefeld;  
**Hans vom Braucke**, Vlotho, both of  
Germany

*Primary Examiner*—Kay H. Chin  
*Attorney, Agent, or Firm*—Burns, Doane, Swecker &  
Mathis, L.L.P.

[73] Assignee: **Bielefelder Kuchemaschinen-und  
Transportgerate-Fabrik vom Braucke  
GmbH**, Bielefeld, Germany

[57] **CLAIM**

The ornamental design for a multi-level platform wagon, as  
shown and described.

[\*\*] Term: **14 Years**

**DESCRIPTION**

[21] Appl. No.: **29/096,740**

FIG. 1 is a top, side and rear perspective view of a multi-  
level platform wagon showing our new design;

[22] Filed: **Nov. 19, 1998**

FIG. 2 is a side perspective view of thereof;

[30] **Foreign Application Priority Data**

May 20, 1998 [DE] Germany ..... M 98 04 986

FIG. 3 is a rear perspective view thereof;

[51] **LOC (7) Cl.** ..... **12-02**

FIG. 4 is a front perspective view thereof;

[52] **U.S. Cl.** ..... **D34/21; D34/17**

FIG. 5 is a top, side and rear perspective view of a second  
embodiment of the multi-level platform wagon;

[58] **Field of Search** ..... D34/12-27; 211/187;  
280/47.34, 47.35, 79.11, 79.2, 79.3

FIG. 6 is a side perspective view of FIG. 5;

FIG. 7 is a rear perspective view of FIG. 5; and,

FIG. 8 is a front perspective view of FIG. 5.

[56] **References Cited**

**U.S. PATENT DOCUMENTS**

D. 362,528 9/1995 Shannon et al. .... D34/21

**1 Claim, 8 Drawing Sheets**






Fig. 1




Fig. 2



Fig. 3




Fig. 4




Fig. 5




Fig. 6




Fig. 7






Fig. 8