



US00D425259S

United States Patent [19] Lang

[11] Patent Number: **Des. 425,259**

[45] Date of Patent: **** May 16, 2000**

[54] **PROPEL/REPEL DISPENSER WITH COLLAR**

[75] Inventor: **Frank J. Lang**, Warrenville, Ill.

[73] Assignee: **Federal Package Network, Inc.**,
Chaska, Minn.

[**] Term: **14 Years**

[21] Appl. No.: **29/111,023**

[22] Filed: **Sep. 21, 1999**

[51] **LOC (7) Cl.** **28-03**

[52] **U.S. Cl.** **D28/89**

[58] **Field of Search** D28/7, 76-91.1;
D9/502-504, 549, 529, 553, 555-558, 559,
564, 566, 569, 570; 132/317, 318, 320;
206/385; 220/DIG. 26; 401/88, 89, 98

[56] **References Cited**

U.S. PATENT DOCUMENTS

D. 67,447 6/1925 Eaneff et al. D9/553

D. 81,167 5/1930 Teagu D9/559
D. 90,045 5/1933 Petty D9/559
D. 309,044 7/1990 McCready D28/90
D. 399,611 10/1998 Ericson et al. D9/559
D. 411,460 6/1999 Nobuto D9/566
5,257,696 11/1993 Greene 206/385

Primary Examiner—Raphael Barkai
Attorney, Agent, or Firm—Breiner & Breiner

[57] CLAIM

The ornamental design for a propel/repel dispenser with collar, as shown and described.

DESCRIPTION

FIG. 1 is a top view of FIG. 2;
FIG. 2 is a side view of my design, wherein each side is a mirror image of the others;
FIG. 3 is a bottom view of FIG. 2; and,
FIG. 4 is an exploded view of FIG. 2.

1 Claim, 1 Drawing Sheet




FIG. 1

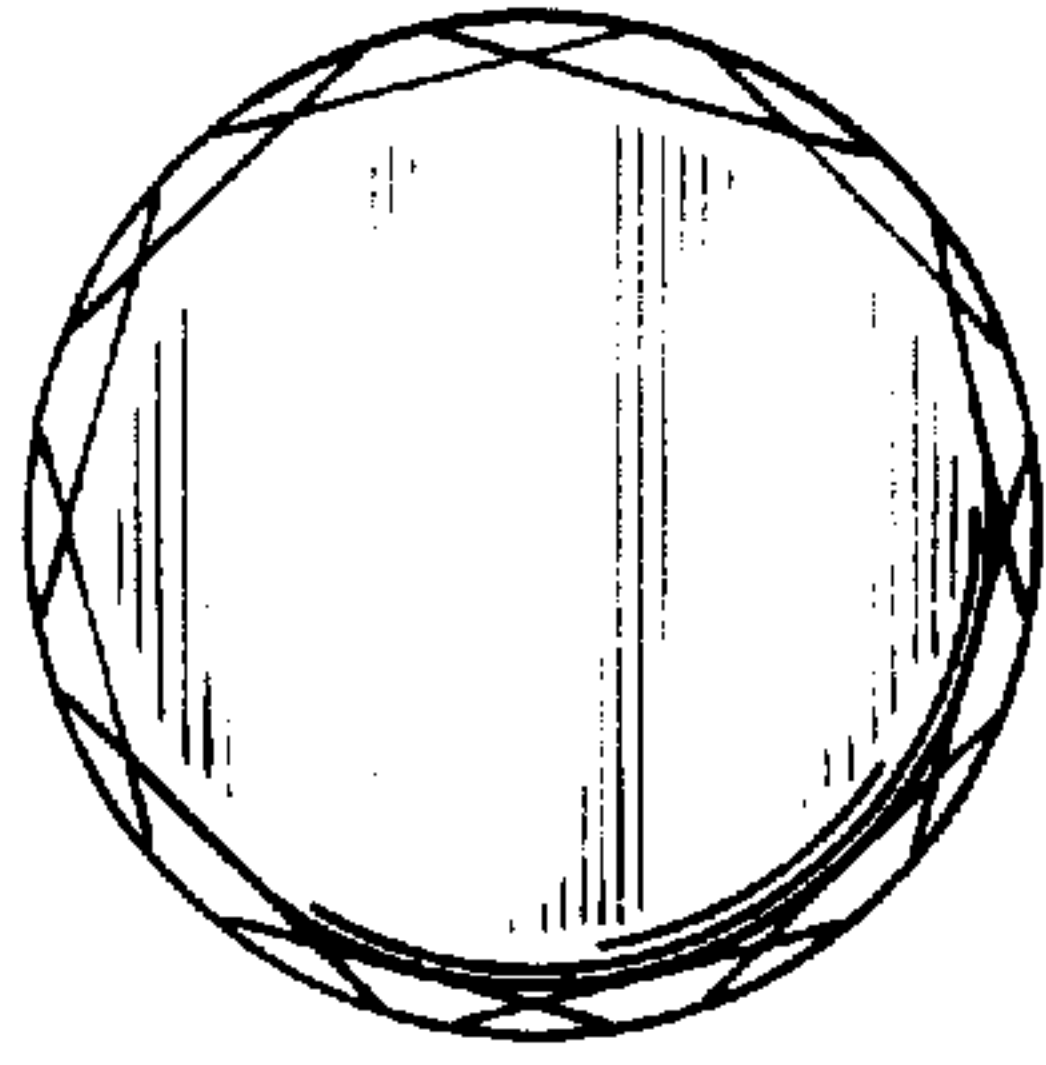


FIG. 2




FIG. 4





FIG. 3

