



US00D425249S

United States Patent [19]
Schneider et al.

[11] **Patent Number: Des. 425,249**

[45] **Date of Patent: ** May 16, 2000**

[54] **DEPILATION HEAD**

[75] Inventors: **Peter Schneider**, Königstein; **Jürgen Greubel**, Heidenrod, both of Germany

[73] Assignee: **Braun GmbH**, Frankfurt, Germany

[**] Term: **14 Years**

[21] Appl. No.: **29/105,022**

[22] Filed: **May 14, 1999**

[30] **Foreign Application Priority Data**

Nov. 16, 1998 [XH] Hague Agreement DMA/004 365

[51] **LOC (7) Cl.** **28-03**

[52] **U.S. Cl.** **D28/44.1**

[58] **Field of Search** D28/10.44, 44.1,
D28/49, 51; 606/131, 133

[56] **References Cited**

U.S. PATENT DOCUMENTS

- D. 344,134 2/1994 Dingelstad et al. D28/44.1
- D. 363,119 10/1995 Schneider D28/44.1
- D. 376,425 12/1996 Kip D28/44.1
- D. 385,062 10/1997 Schneider D28/51

- D. 402,402 12/1998 Schneider et al. D28/44
- 5,797,925 8/1998 Heintke 606/133
- 5,857,903 1/1999 Ramspeck et al. 452/82

OTHER PUBLICATIONS

Hecht's advertising leaflet c 1995: Braun Silk-epil hair remover, item No. EE100.

Primary Examiner—Ted Shooman

Assistant Examiner—C Tuttle

Attorney, Agent, or Firm—Fish & Richardson P.C.


[57] **CLAIM**

The ornamental design for a depilation head, as shown and described.

DESCRIPTION

FIG. 1 is a top front perspective view of a depilation head, showing our design;
 FIG. 2 is a front view thereof;
 FIG. 3 is a right side view thereof;
 FIG. 4 is a right side view thereof;
 FIG. 5 is a rear view thereof;
 FIG. 6 is a top plan view thereof; and,
 FIG. 7 is a bottom plan view thereof.

1 Claim, 4 Drawing Sheets






FIG. 1

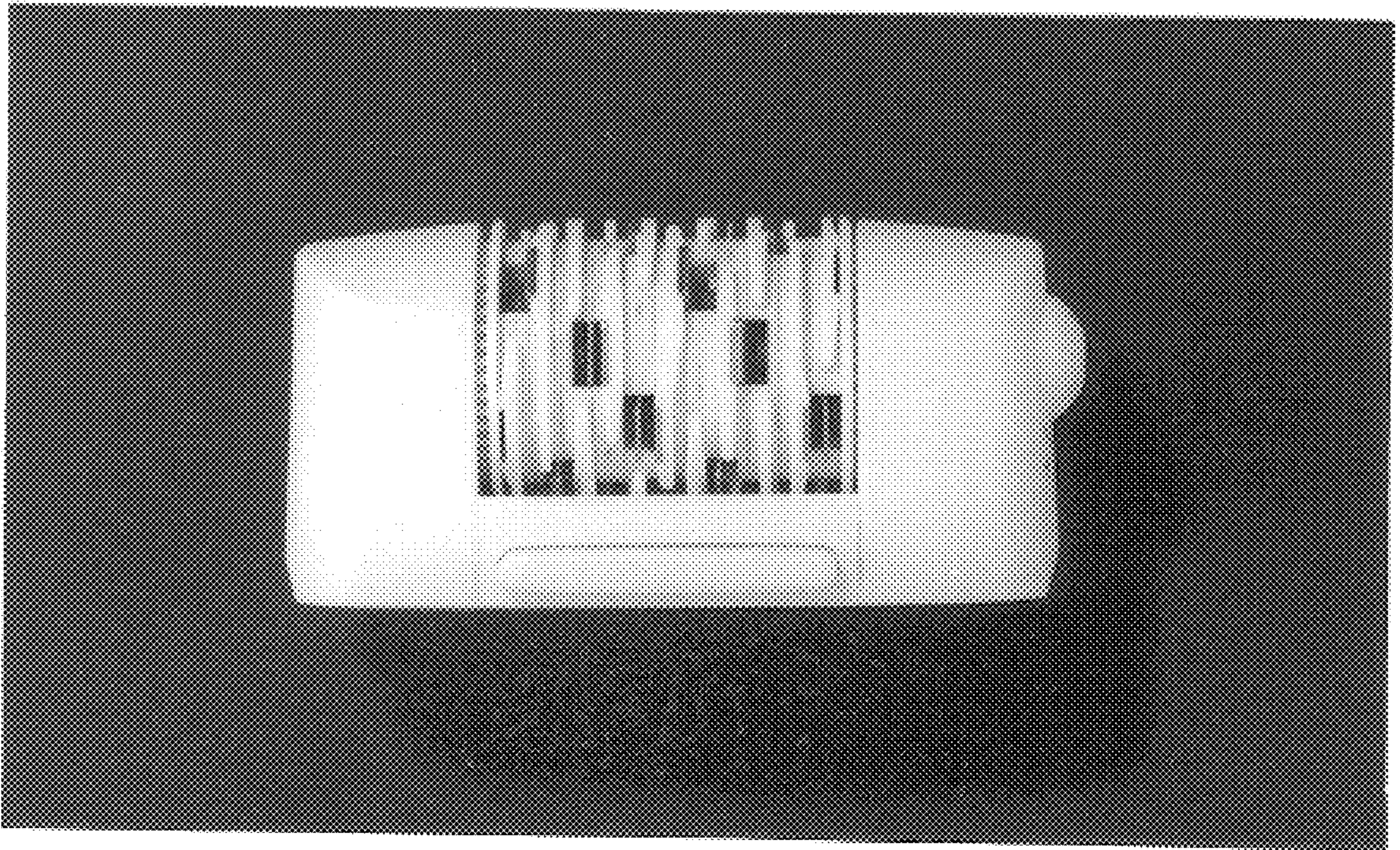


FIG. 2




FIG. 5




FIG. 3




FIG. 4




FIG. 6




FIG. 7