



US00D425241S

# United States Patent [19]

Nishizawa et al.

[11] Patent Number: Des. 425,241

[45] Date of Patent: \*\* May 16, 2000

[54] **HANDHELD ELECTRIC FACE CLEANER**

4,203,431 5/1980 Abura et al. .... 601/6

[75] Inventors: **Tsuyoshi Nishizawa**, Kanagawa-ken;  
**Katsunori Someya**, Osaka-fu, both of  
Japan

### FOREIGN PATENT DOCUMENTS

257244 3/1949 Switzerland ..... 601/112

[73] Assignee: **Matsushita Electric Works, Ltd.**,  
Osaka-fu, Japan

### OTHER PUBLICATIONS

[\*\*] Term: **14 Years**

Hong Kong Enterprise Oct. 1997, 1) p. 108: item Nos.  
LC-60, LC-61 and LC-40 2) p. 640: item No. KM203.  
Hong Kong Enterprise Jan. 1998, p. 693: item No. H-614.  
Catalog Item No. HL-200S, Skin Care System, OMRON  
Catalog, OMRON Corporation, 1996.  
Catalog Item No. EH253, SPICE Catalog, Matsushita Elec-  
tric Works, Ltd., 1997.

[21] Appl. No.: **29/090,676**

[22] Filed: **Jul. 14, 1998**

### [30] Foreign Application Priority Data

Jan. 14, 1998 [JP] Japan ..... 10-730

*Primary Examiner*—Ted Shooman

*Assistant Examiner*—C Tuttle

*Attorney, Agent, or Firm*—Burns, Doane, Swecker &  
Mathis LLP

[51] **LOC (7) Cl.** ..... **28-03**

[52] **U.S. Cl.** ..... **D28/9**

[58] **Field of Search** ..... D28/7, 9, 20, 50,  
D28/58, 99; D24/133, 146, 144, 152, 170,  
176, 200, 206, 211, 214, 215; D4/100,  
101; D32/14.1, 17, 19, 35; 15/22.1, 22.2,  
23, 28, 29, 32, 34, 36, 97.1, 97.2, 230;  
601/84, 85, 93, 101, 109, 112, 114, 136;  
607/109, 151

### [57] CLAIM

The ornamental design for a handheld electric face cleaner,  
as shown and described.

### [56] References Cited

#### U.S. PATENT DOCUMENTS

D. 229,117 11/1973 Janssens ..... D28/58  
D. 263,998 4/1982 Oberheim ..... D24/214  
D. 323,034 1/1992 Reinstein ..... D24/206  
D. 344,156 2/1994 Murumatsu et al. .... D28/50  
D. 361,433 8/1995 Yang ..... D4/101  
D. 368,984 4/1996 Nakashima et al. .... D28/53  
D. 388,543 12/1997 Eguchi et al. .... D28/53  
D. 414,582 9/1999 Hwang ..... D28/9

### DESCRIPTION

FIG. 1 is a perspective view showing the front and a portion  
of the top and right side of our new design for a handheld  
electric face cleaner;

FIG. 2 is a front elevational view thereof;

FIG. 3 is a rear elevational view thereof;

FIG. 4 is a left side elevational view thereof;


FIG. 5 is a right side elevational view thereof;


FIG. 6 is a top plan view thereof; and

FIG. 7 is a bottom plan view thereof; and,

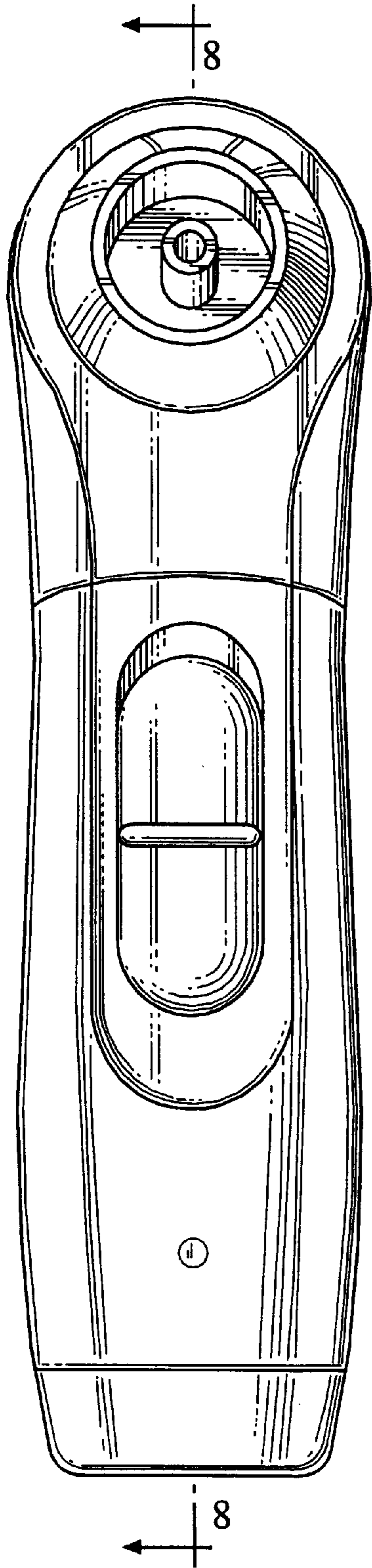
FIG. 8 is a right side sectional view thereof, taken along line  
8—8 of FIG. 2 and omitting the interior construction.

**1 Claim, 5 Drawing Sheets**

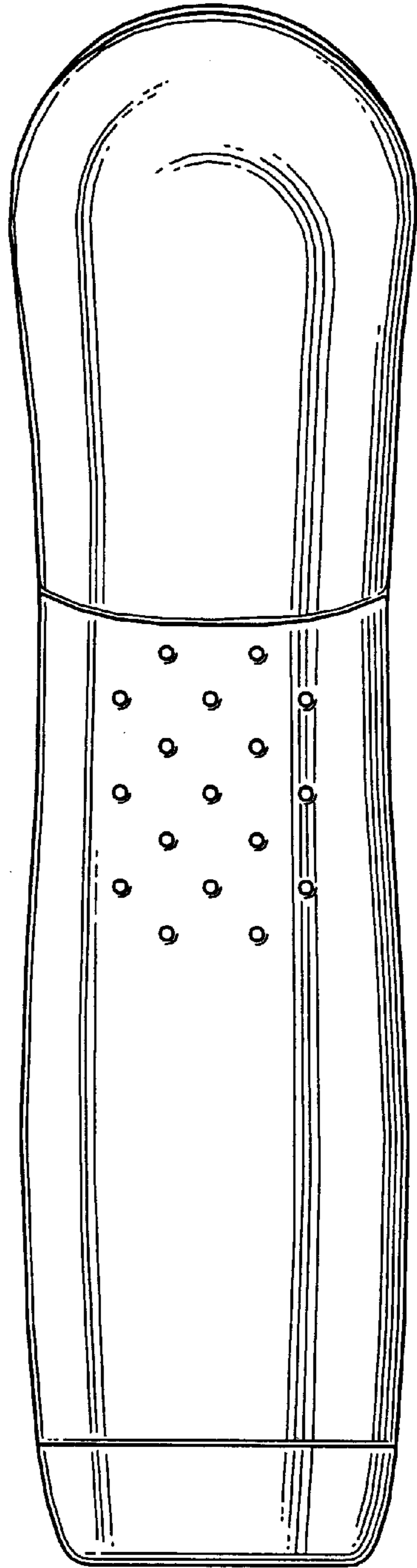




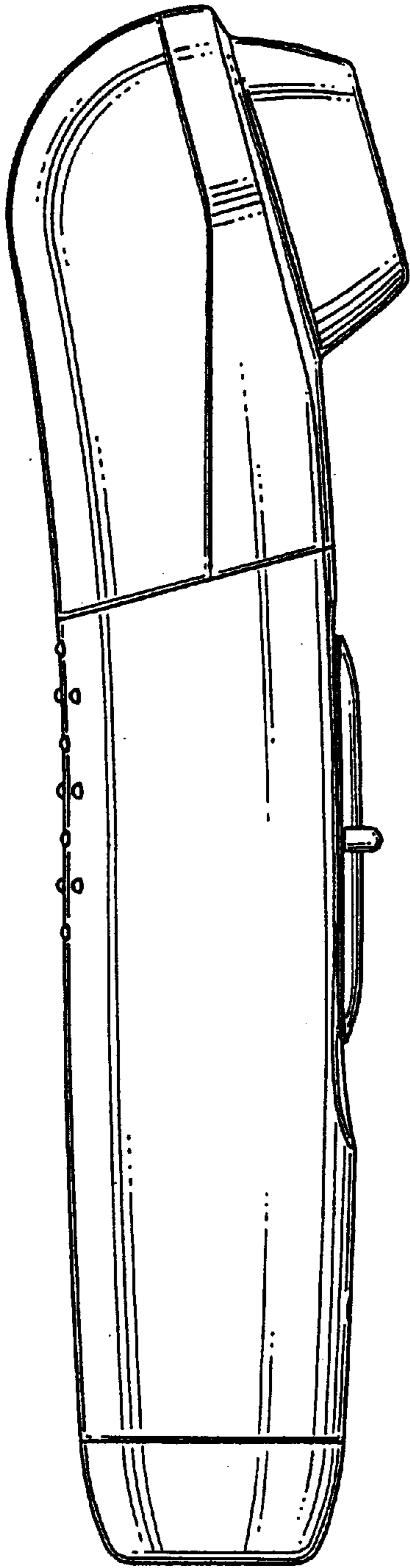
**FIG. 1**



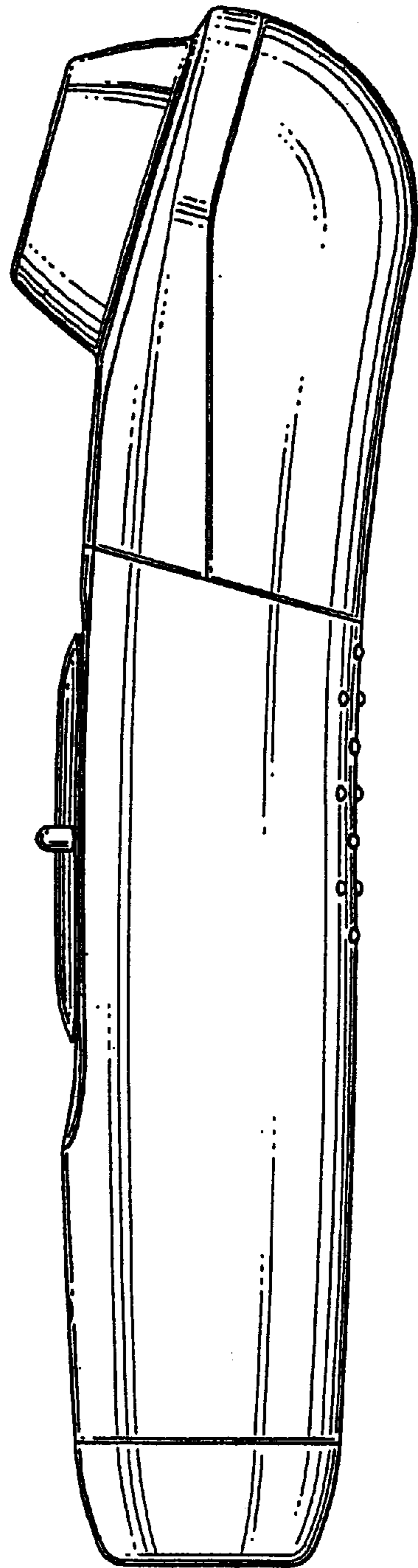
**FIG. 2**



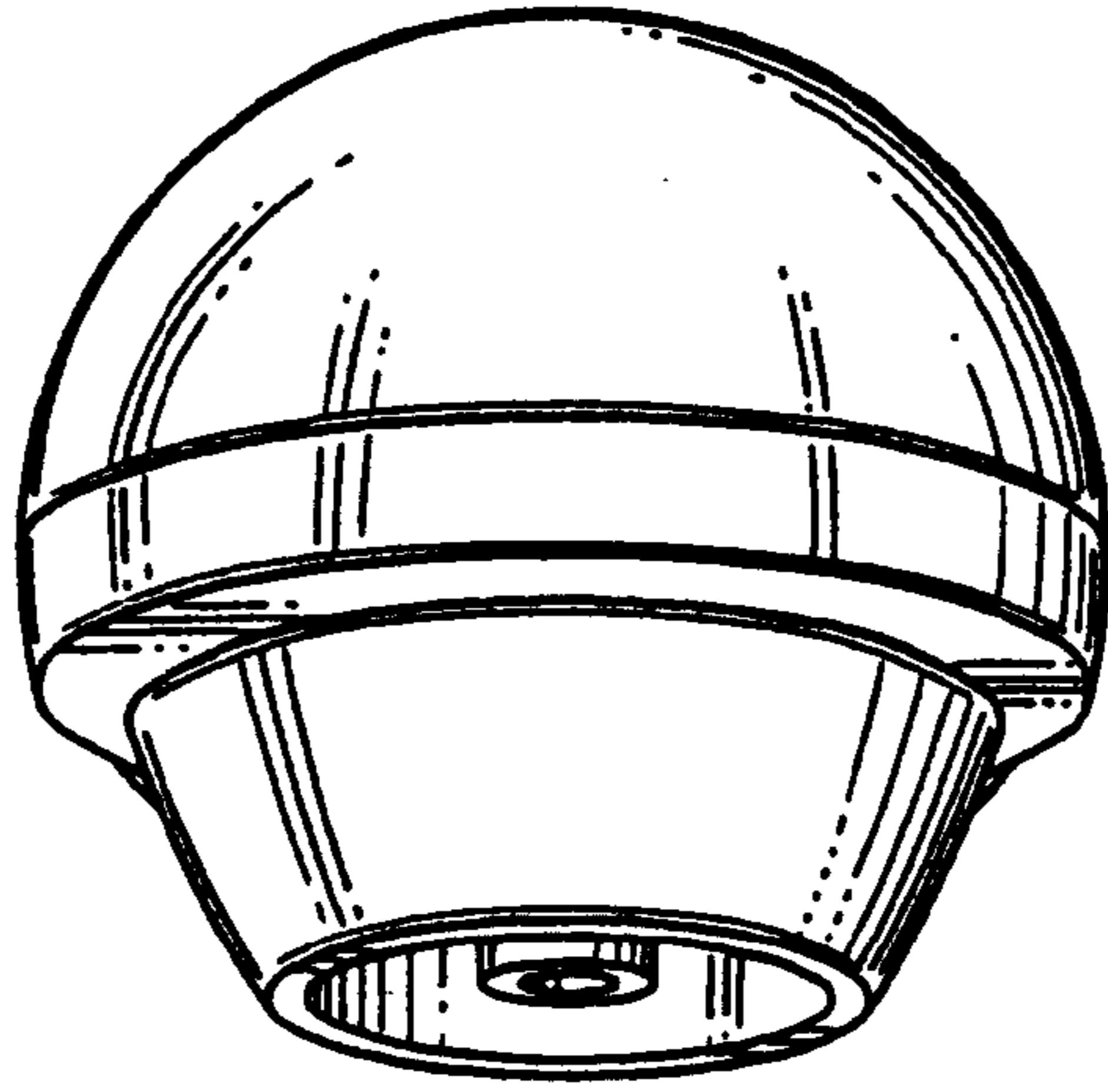
**FIG. 3**



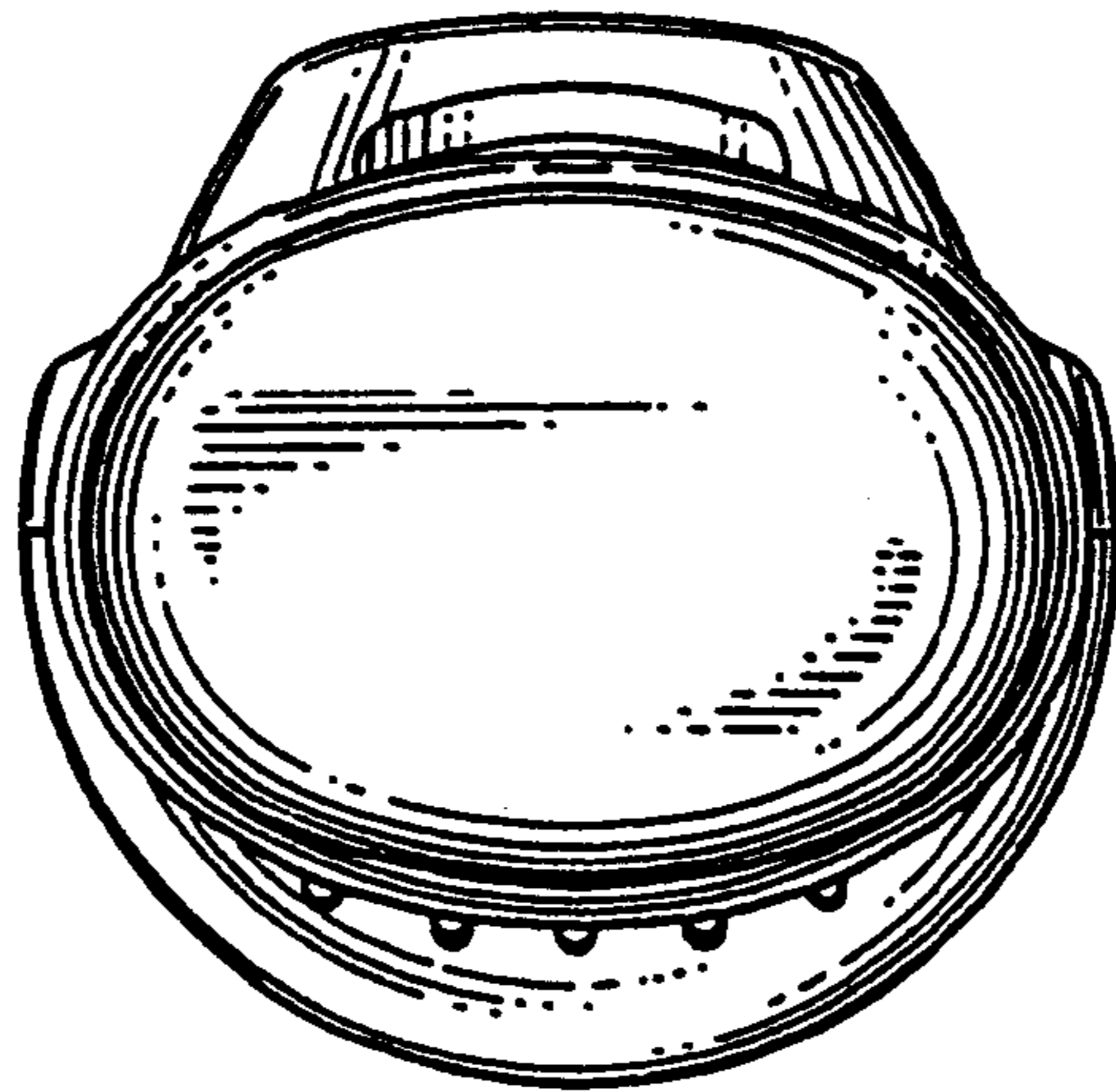
**FIG. 4**



**FIG. 5**



**FIG. 6**



**FIG. 7**

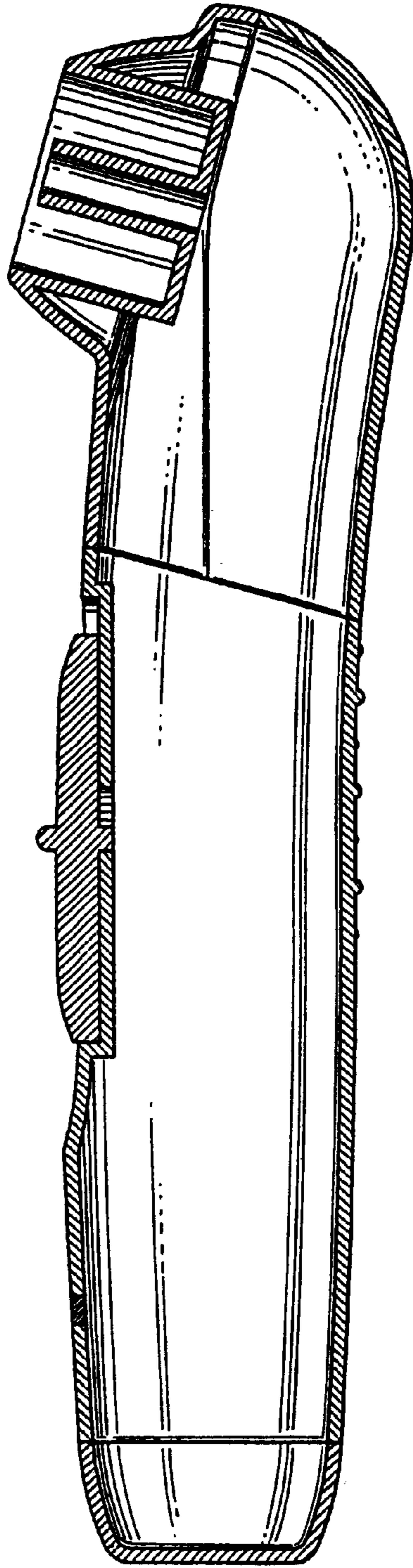


FIG. 8