



US00D425233S

United States Patent [19]

[11] Patent Number: Des. 425,233

Liu

[45] Date of Patent: ** May 16, 2000

[54] **DECORATIVE FLUORESCENT LAMP AND LAMP FIXTURE**

[76] Inventor: **Kwang H. Liu**, 714, Jura Way, Sunnyvale, Calif. 94087

[**] Term: **14 Years**

[21] Appl. No.: **29/099,474**

[22] Filed: **Jan. 20, 1999**

[51] **LOC (7) Cl.** **26-05**

[52] **U.S. Cl.** **D26/73; D11/12**

[58] **Field of Search** D26/72, 73, 125, D26/147, 142, 143, 144, 148-151; D29/1; 362/147, 405, 406, 407, 408, 404, 432; D11/124, 125; 428/7-11

D. 321,671	11/1991	Goonen	D11/124 X
D. 329,826	9/1992	Taylor	D11/124
D. 380,062	6/1997	Hsu	D26/73
D. 383,556	9/1997	Wang	D26/73 X
D. 386,279	11/1997	Edwards	.	
D. 387,882	12/1997	Wang	.	
D. 401,006	11/1998	Edwards	D26/147
D. 403,102	12/1998	Archambault	.	
1,410,336	3/1922	Ludwig	428/10
2,145,737	1/1939	Sadacca	362/406
2,153,395	4/1939	Sadacca	362/405
2,486,636	11/1949	Egle	428/11
2,784,529	3/1957	Prestigiacomo	428/10
2,817,007	12/1957	Gallagher	428/10
3,014,124	12/1961	Yakem	D26/125 X
3,400,263	9/1968	Yakim	362/407
4,339,787	7/1982	Burnbaum	362/147
4,930,053	5/1990	Vaught	428/9 X
5,250,331	10/1993	Grefalda	428/11

[56] **References Cited**

U.S. PATENT DOCUMENTS

D. 78,340	4/1929	Collins	D26/73
D. 91,342	1/1934	Yohe	D26/73
D. 96,362	7/1935	Abramson	.	
D. 109,142	4/1938	Kranz et al.	D11/124
D. 121,522	7/1940	Petry	.	
D. 151,755	11/1948	Glunz et al.	D26/73
D. 153,642	5/1949	Silverman	D11/124
D. 164,786	10/1951	MacFadden	.	
D. 170,717	10/1953	Riesman	D26/147
D. 198,751	7/1964	Burnbaum	.	
D. 204,988	6/1966	Burnbaum	D11/125
D. 212,805	11/1968	Morandazzo	D11/124
D. 262,783	1/1982	Barnbaum	D11/124
D. 275,560	9/1984	Williams	D11/125

Primary Examiner—Susan J. Lucas
Assistant Examiner—Cynthia E Ramirez

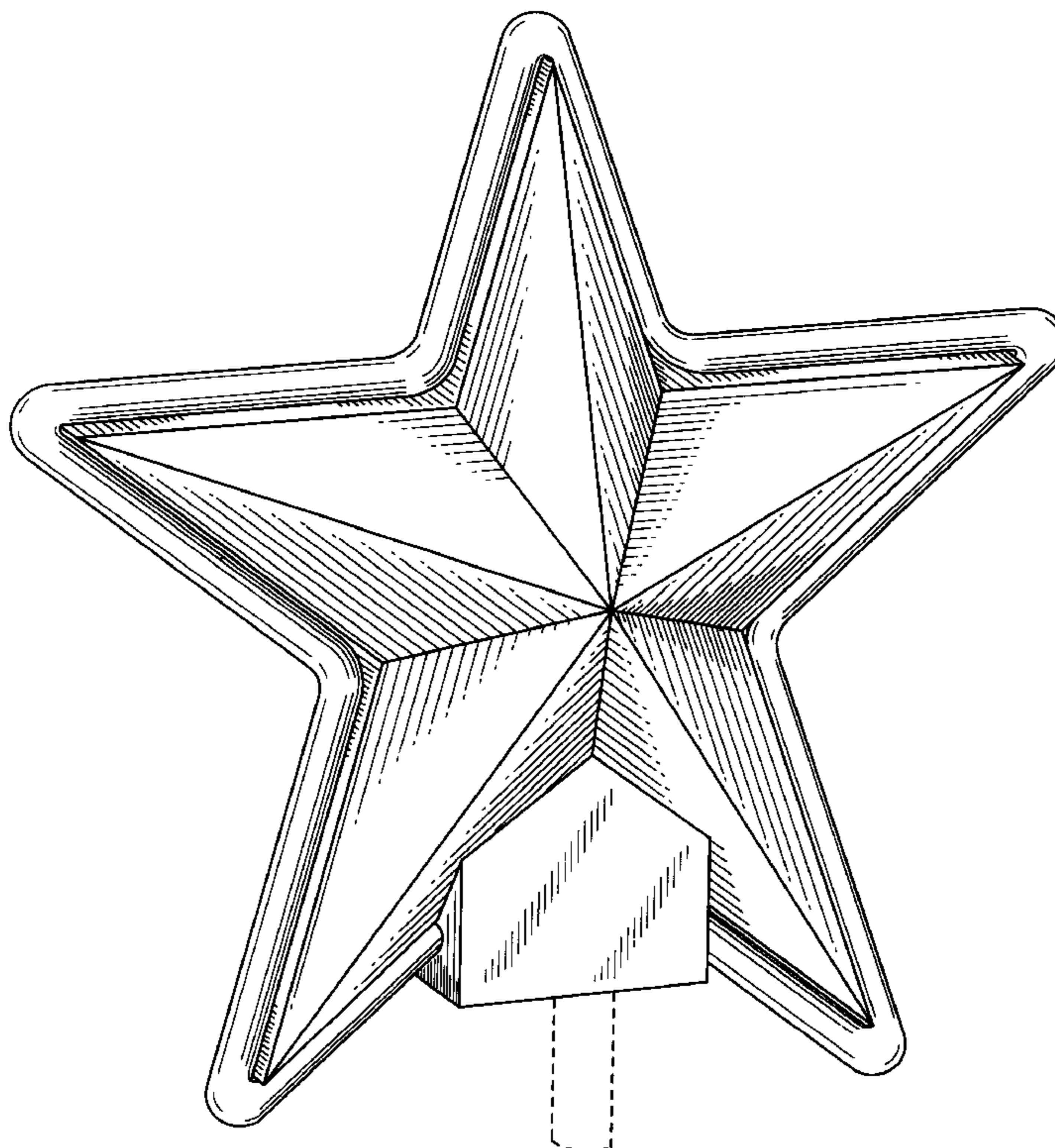
[57] **CLAIM**

The ornamental design for a decorative fluorescent lamp and lamp fixture, as shown.

DESCRIPTION

FIG. 1 is a perspective view.
FIG. 2 is a top view.
FIG. 3 is a front view; the rear view being a mirror image.
FIG. 4 is a bottom view; and,
FIG. 5 is a right view, the left side view being a mirror image.

1 Claim, 2 Drawing Sheets






FIG. 1

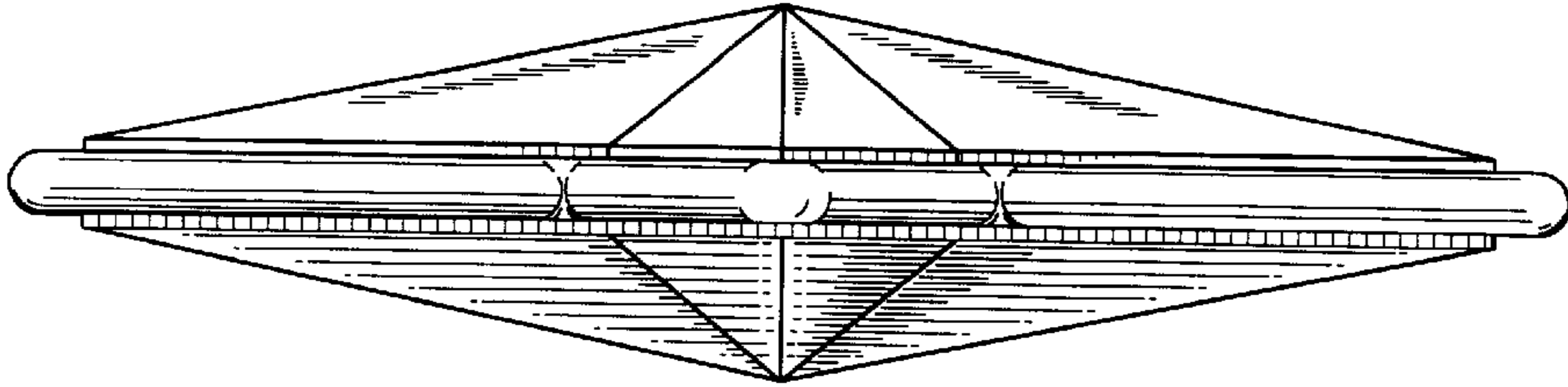


FIG. 2

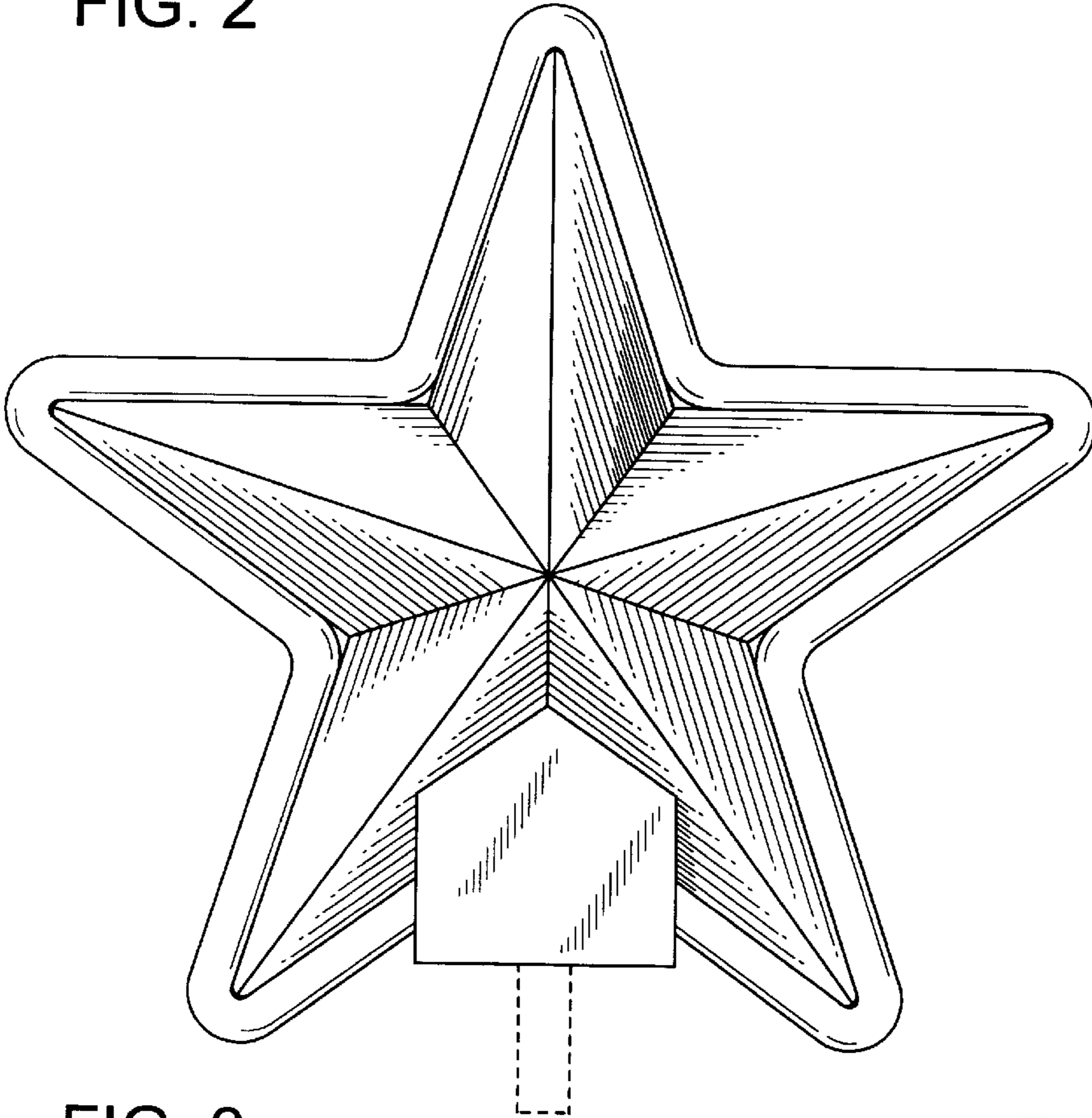


FIG. 3

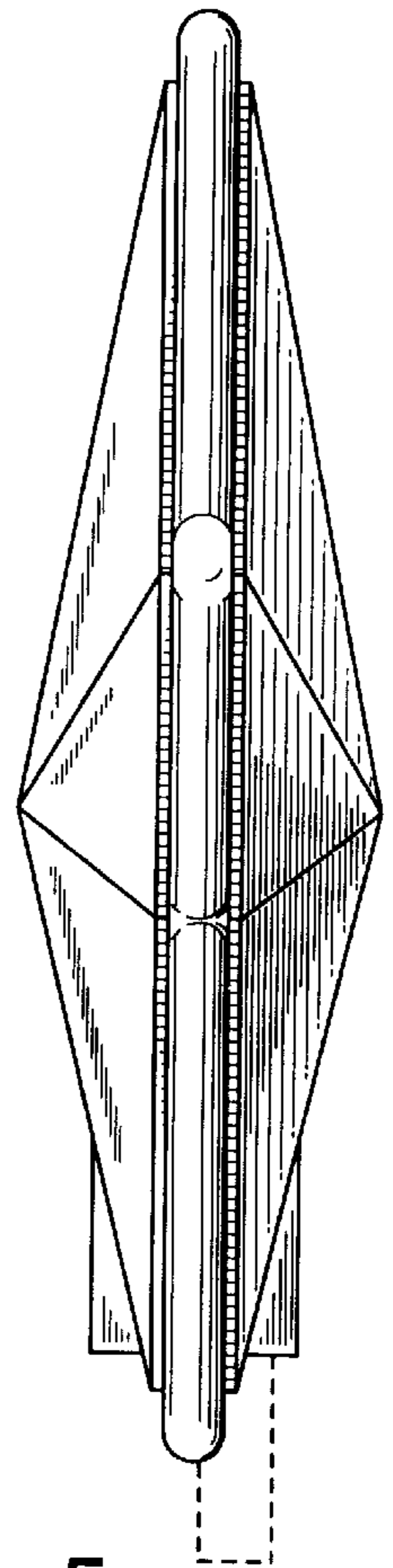


FIG. 5

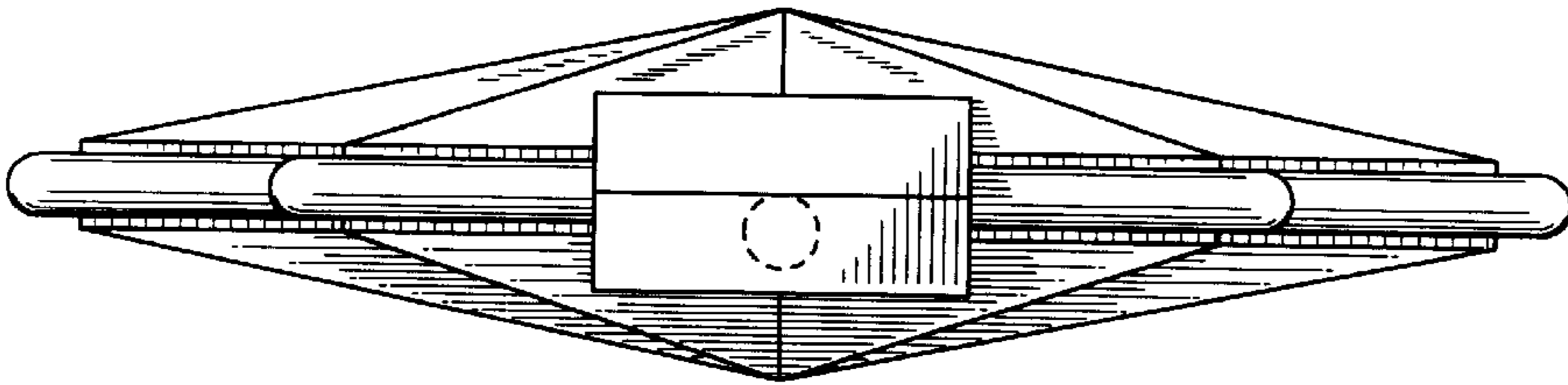


FIG. 4