



US00D425218S

United States Patent [19]
Orlandi

[11] **Patent Number: Des. 425,218**

[45] **Date of Patent: ** May 16, 2000**

[54] **CANDLE AND ARRAY**

[76] Inventor: **Janice Orlandi**, 106 Perry St., New York, N.Y. 10014

[**] Term: **14 Years**

[21] Appl. No.: **29/110,102**

[22] Filed: **Aug. 31, 1999**

2,324,723	7/1943	Powers et al. .	
2,541,725	2/1951	Sundell	431/288
3,124,247	3/1964	Churchill .	
3,388,960	6/1968	Cangialosi .	
3,438,363	4/1969	Milbrandt .	
3,637,335	1/1972	Uhl .	
3,744,956	7/1973	Hess .	
4,555,231	11/1985	Kusta .	
4,826,428	5/1989	Lam .	
5,405,135	4/1995	Embro .	
5,660,281	8/1997	James .	
5,660,387	8/1997	Stokes .	

Related U.S. Application Data

[62] Division of application No. 29/096,992, Nov. 25, 1998.

[51] **LOC (7) Cl.** **26-04**

[52] **U.S. Cl.** **D26/6**

[58] **Field of Search** D26/6, 7, 9-11,
D26/16; D21/478-9; 273/157 R; 431/125-126,
288

Primary Examiner—Robin V. Taylor
Attorney, Agent, or Firm—Whitman Breed Abbott and Morgan LLC; Gregor N. Neff

[57] **CLAIM**

The ornamental design for a candle and array, as shown and described.

DESCRIPTION

FIG. 1 is a perspective view of the candle and array of the present invention, the bottom being unadorned;
FIG. 2 is a perspective view of one of the end sections thereof, shown separately for ease of illustration;
FIG. 3 is a top plan view thereof; and,
FIG. 4 is a perspective view of one of the side sections thereof, shown separately for ease of illustration.

[56] **References Cited**

U.S. PATENT DOCUMENTS

D. 236,234	8/1975	Hansen .	
D. 257,641	12/1980	Taylor	D26/6
D. 353,850	12/1994	Hrsel et al. .	
D. 370,283	5/1996	Simon	D26/6
735,724	8/1903	DeWoody .	
2,115,962	5/1938	Orme .	
2,310,019	2/1943	Hamblet .	

1 Claim, 1 Drawing Sheet

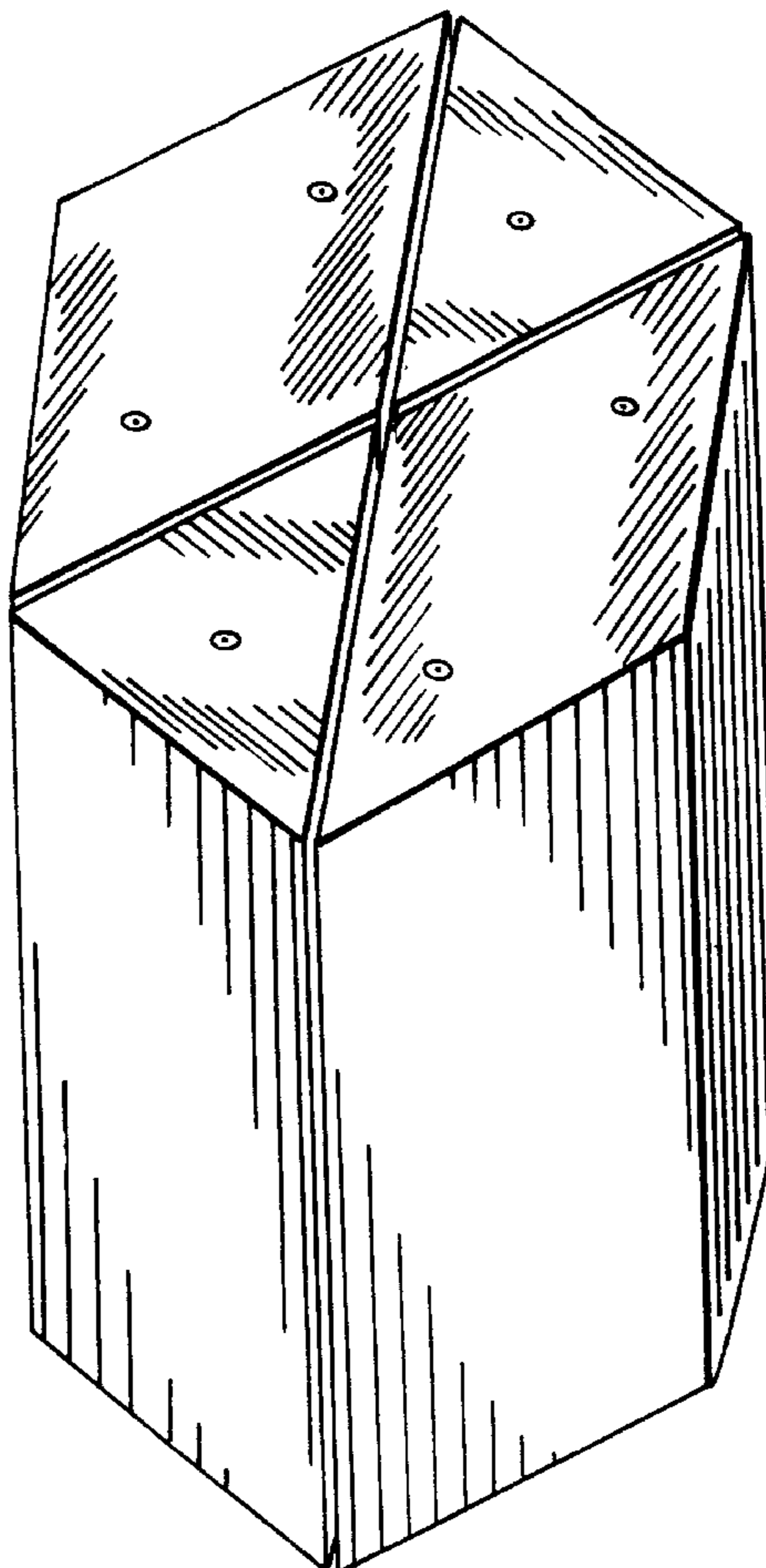


FIG. 1

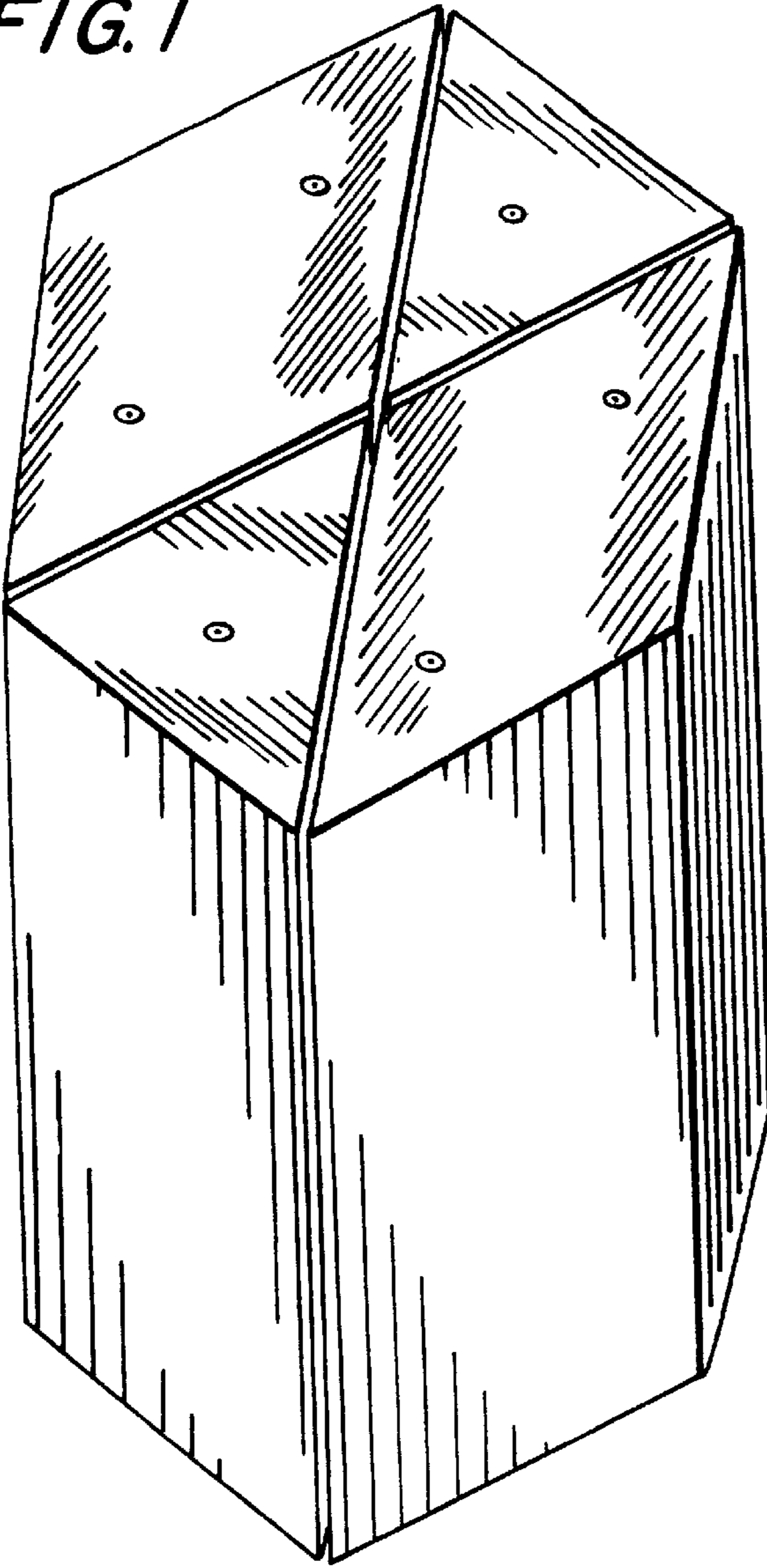


FIG. 2

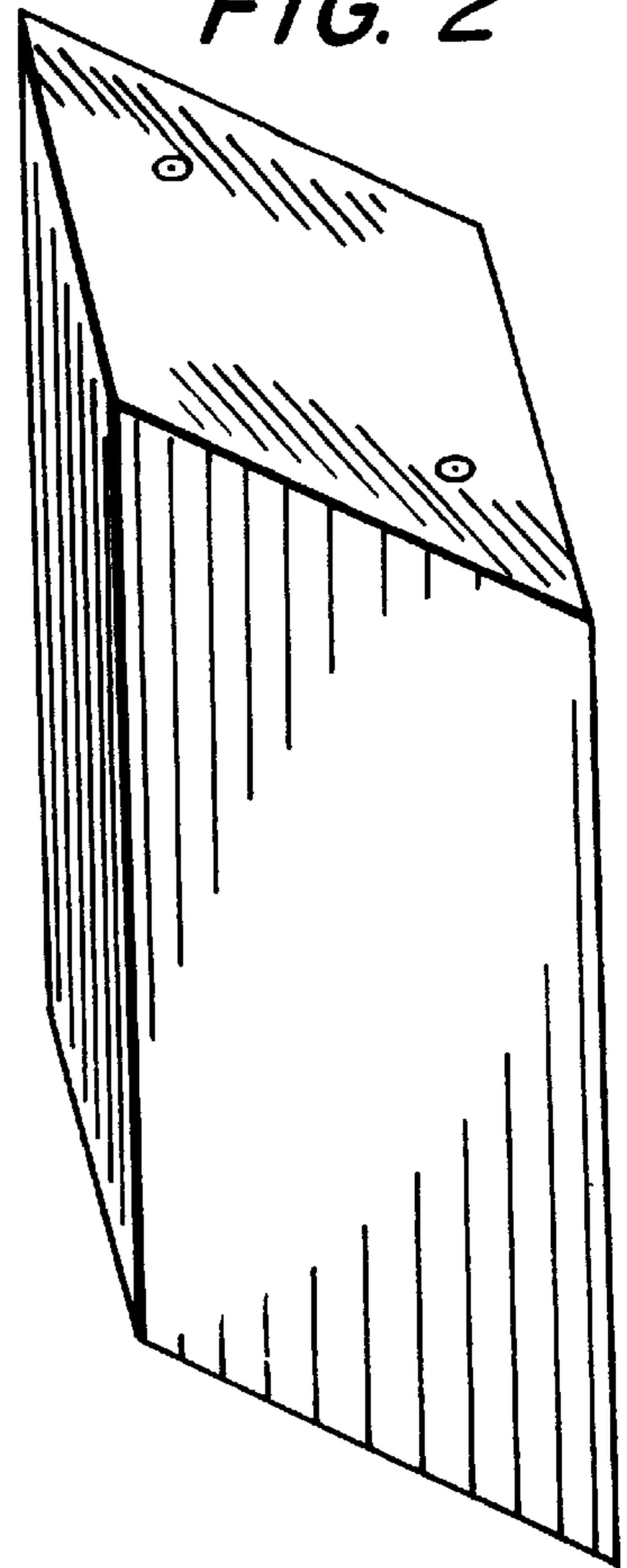


FIG. 4

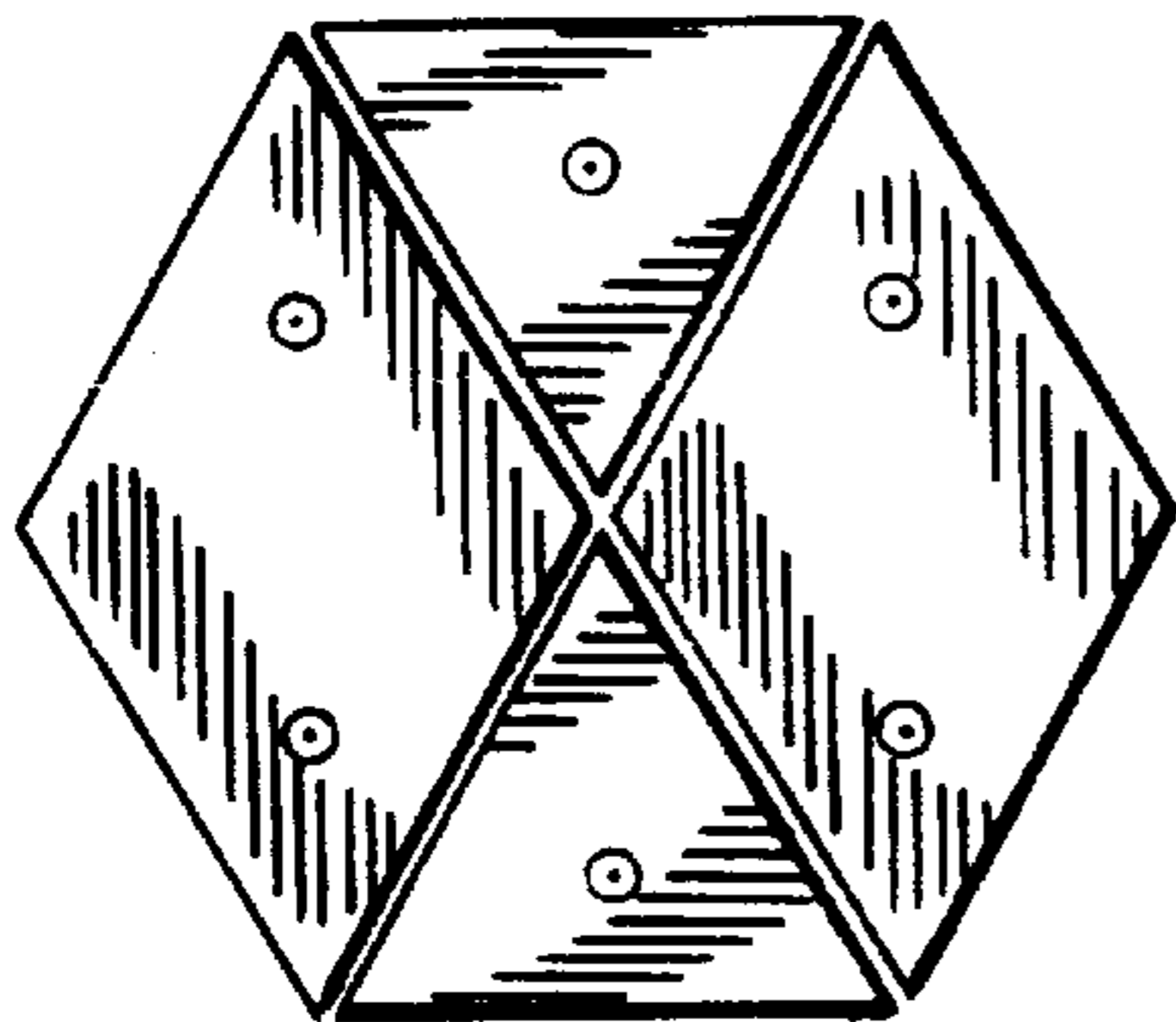
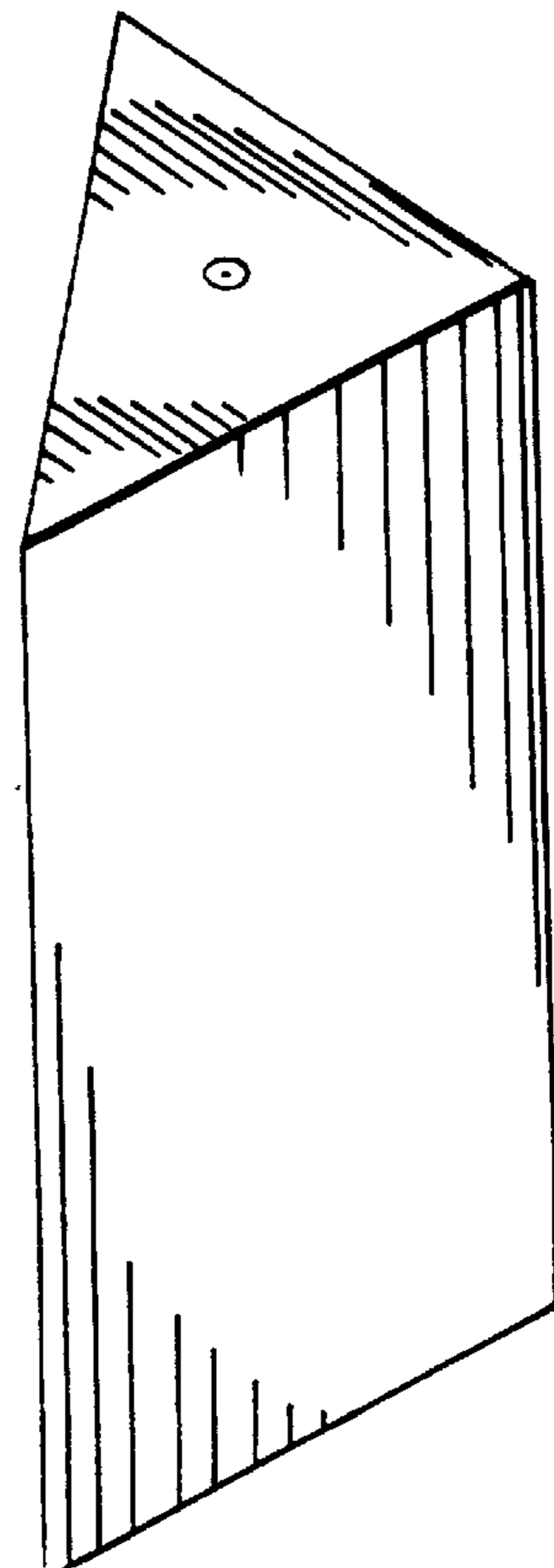


FIG. 3