



US00D425217S

United States Patent [19]

Oetken et al.

[11] Patent Number: **Des. 425,217**

[45] Date of Patent: **** May 16, 2000**

[54] **ELECTRIC LAMP**

[75] Inventors: **James E. Oetken**, St. Marys, Pa.; **Steve H. Meeks**, Windham, N.H.

[73] Assignee: **Osram Sylvania Inc.**, Danvers, Mass.

[**] Term: **14 Years**

[21] Appl. No.: **29/110,687**

[22] Filed: **Sep. 10, 1999**

[51] **LOC (7) Cl.** **26-06**

[52] **U.S. Cl.** **D26/2**

[58] **Field of Search** D26/1, 2, 3, 4;
313/313, 315, 318, 110, 112, 113, 116;
362/297, 310, 311, 363, 806

[56] **References Cited**

U.S. PATENT DOCUMENTS

D. 215,939 11/1969 Vetere D26/2

D. 216,315 12/1969 Wirkkala D26/2
D. 245,110 7/1977 Moriyama D26/2
D. 262,828 1/1982 Baird D26/2
D. 382,355 8/1997 Oetken et al. D26/2

Primary Examiner—Marcus A. Jackson
Attorney, Agent, or Firm—William H. McNeill

[57] **CLAIM**

The ornamental design for an electric lamp, as shown and described.

DESCRIPTION

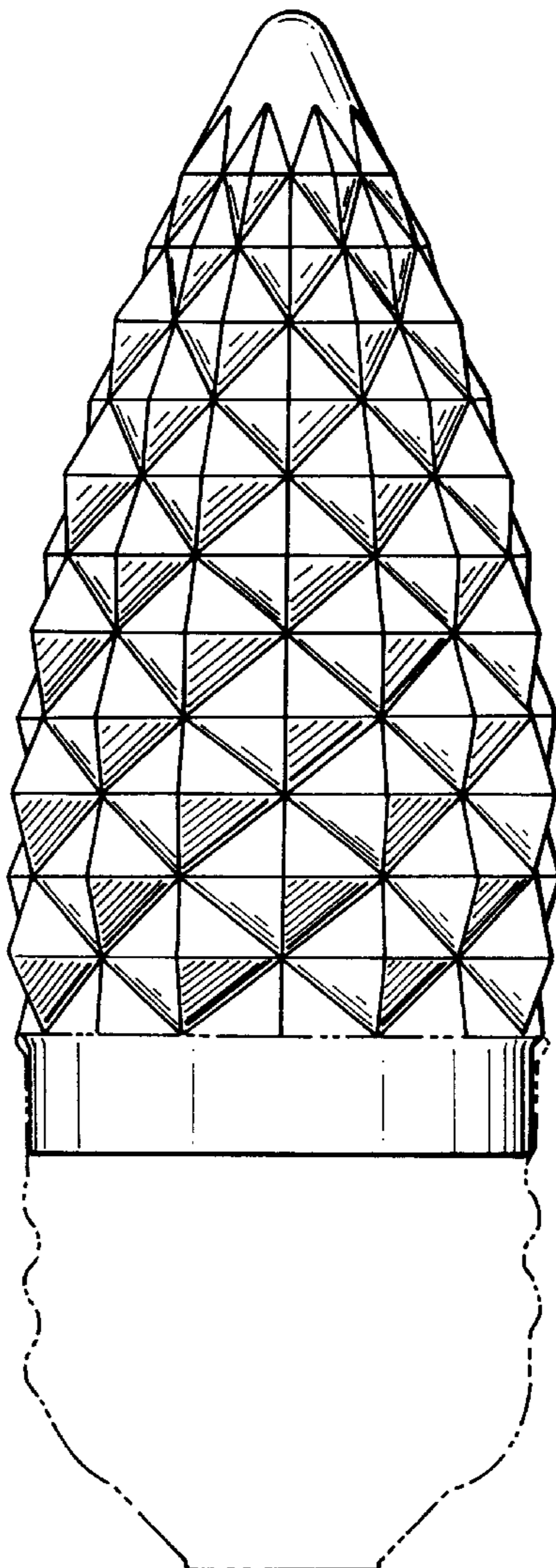
FIG. 1 is an elevational view of an electric lamp illustrating our invention:

FIG. 2 is a bottom view; and,

FIG. 3 is a top view.

The base of the electric lamp, shown in phantom lines in FIGS. 1 and 2, is for the purpose of showing the environment of the lamp and forms no part of the design.

1 Claim, 2 Drawing Sheets



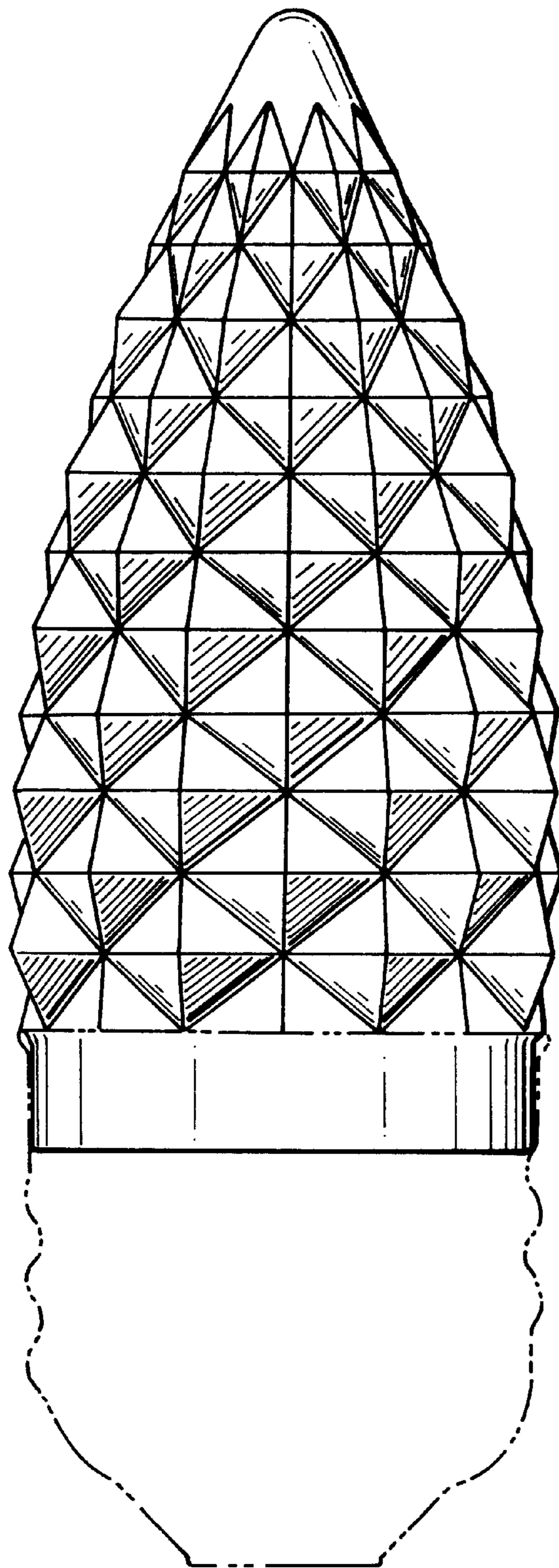


FIG. 1

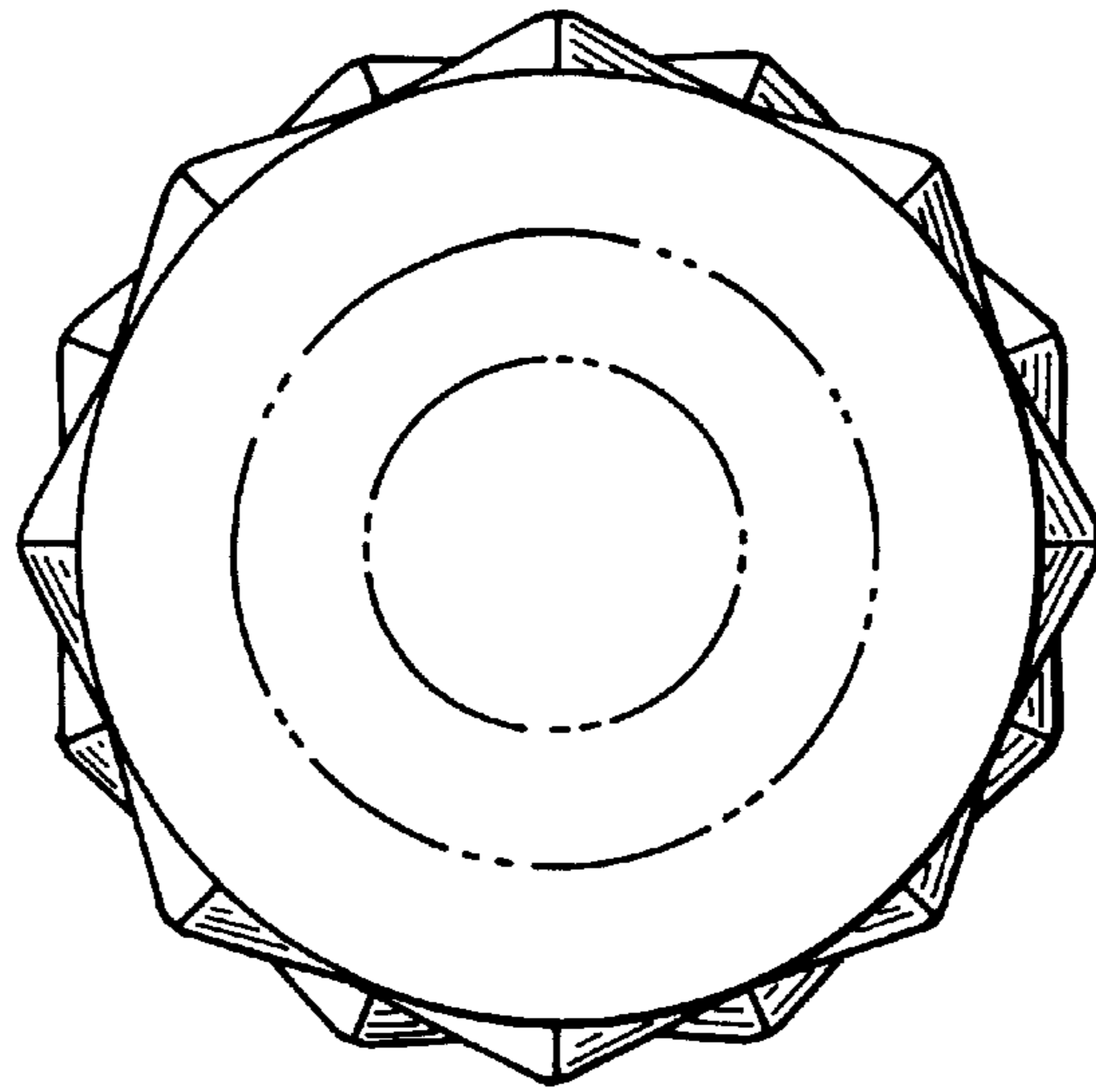


FIG. 2




FIG. 3