



US00D425198S

# United States Patent [19]

[11] **Patent Number: Des. 425,198**

**Porta**

[45] **Date of Patent: \*\* May 16, 2000**

[54] **SYRINGE HOLDER**

[75] Inventor: **Louis Della Porta**, Warwick, United Kingdom

[73] Assignee: **Applied Research Systems ARS Holding N.V.**, Netherlands

[\*\*] Term: **14 Years**

[21] Appl. No.: **29/096,531**

[22] Filed: **Nov. 13, 1998**

[30] **Foreign Application Priority Data**

May 13, 1998 [GB] United Kingdom ..... 2074620

[51] **LOC (7) Cl.** ..... **24-02**

[52] **U.S. Cl.** ..... **D24/130; D24/114**

[58] **Field of Search** ..... D24/130, 112, D24/114; 604/187, 194, 232, 240, 188, 189, 192, 193, 263, 198, 208, 93, 164-167, 218, 223, 241, 243, 264

[56] **References Cited**

**U.S. PATENT DOCUMENTS**

D. 212,991 12/1968 Christer et al. .... D24/112

2,453,589 11/1948 Poux ..... 604/193  
2,583,743 1/1952 Lockhart ..... D24/112 X  
2,994,323 8/1961 Dann et al. .... D24/214 X  
5,496,286 3/1996 Stiehl et al. .... 604/232  
5,951,526 9/1999 Korisch et al. .... 604/208

*Primary Examiner*—Stella Reid  
*Assistant Examiner*—I Simmons  
*Attorney, Agent, or Firm*—Ostrolenk, Faber, Gerb & Soffen, LLP

[57] **CLAIM**

The ornamental design for a syringe holder, as shown.

**DESCRIPTION**

FIG. 1 is a perspective view of the syringe holder showing the new design;  
FIG. 2 is a front view showing the new design, the rear being a mirror image thereof;  
FIG. 3 is a side view thereof, the other side being a mirror image thereof;  
FIG. 4 is a top plan view thereof; and,  
FIG. 5 is a bottom plan view thereof.

**1 Claim, 3 Drawing Sheets**

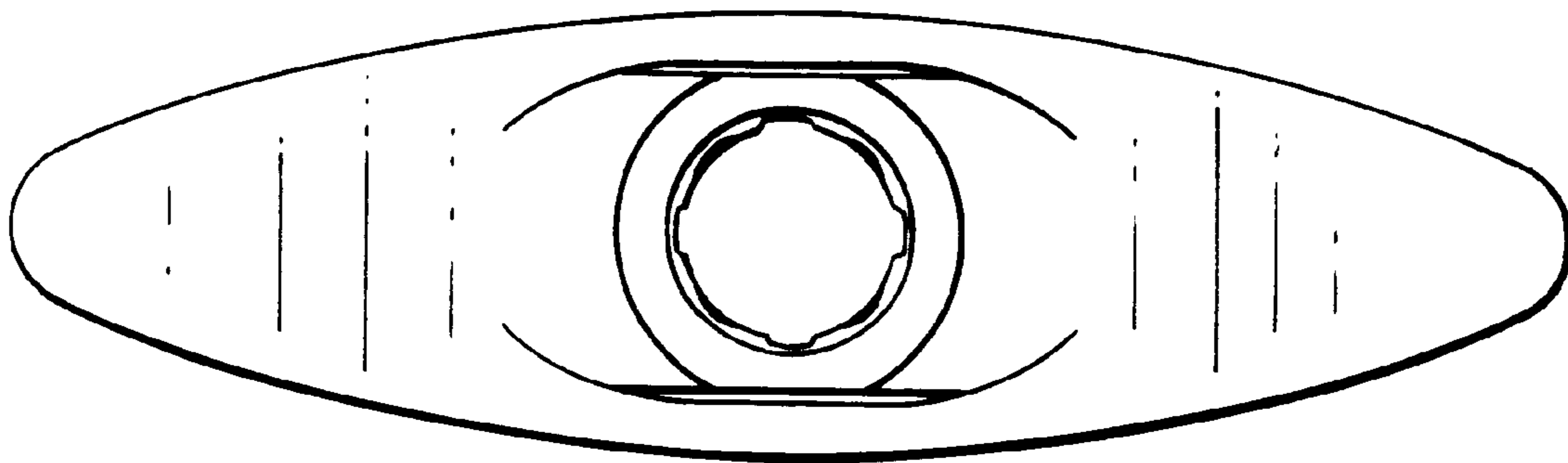


FIG. 1

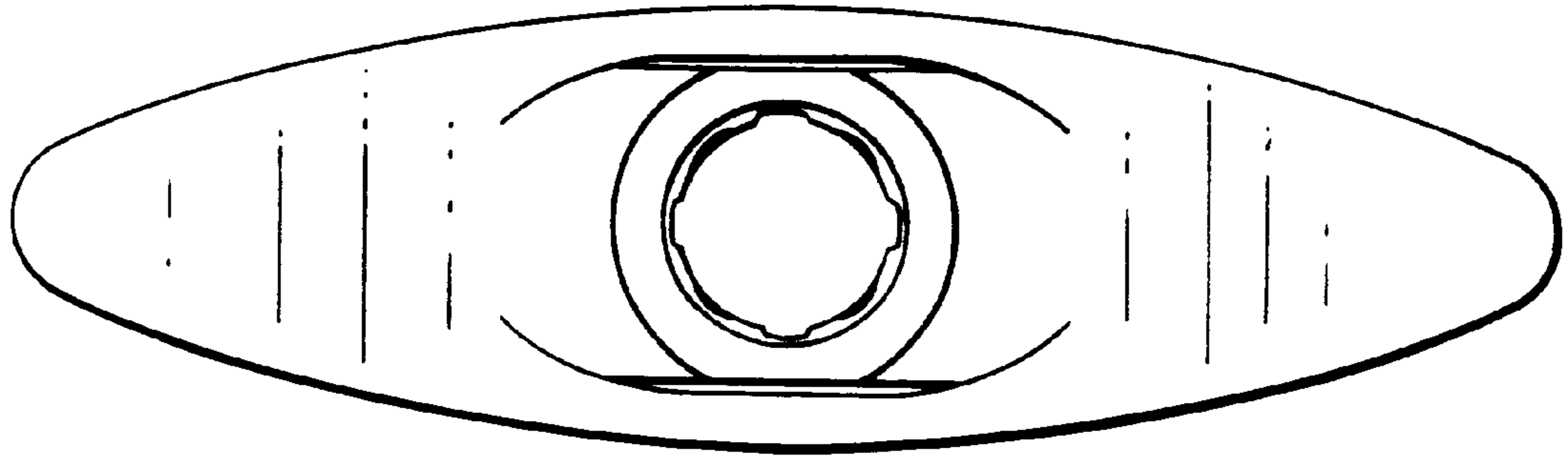


FIG. 2

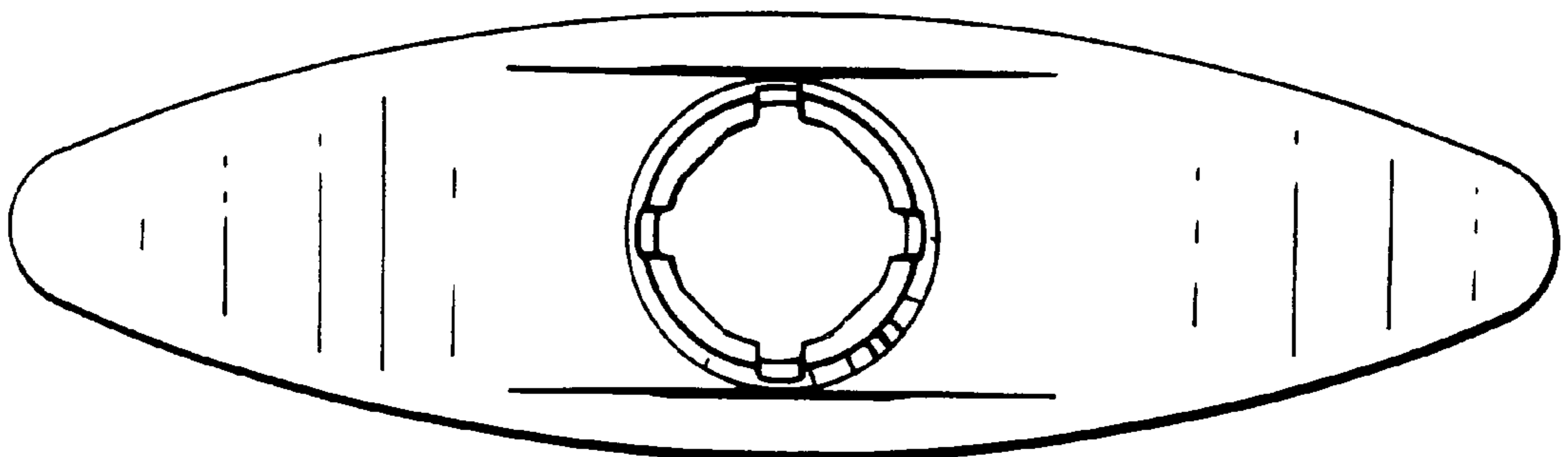


FIG. 3

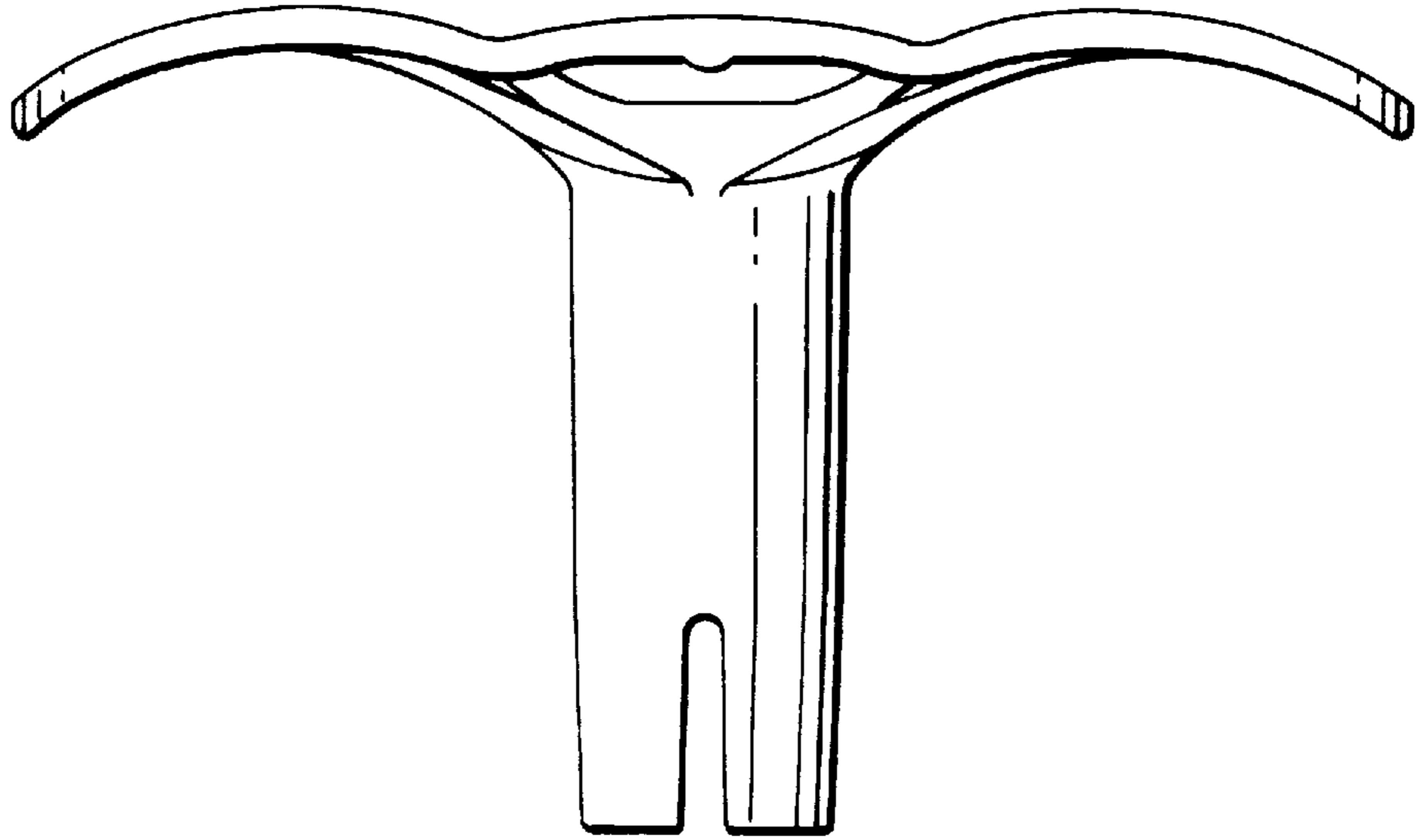


FIG. 4

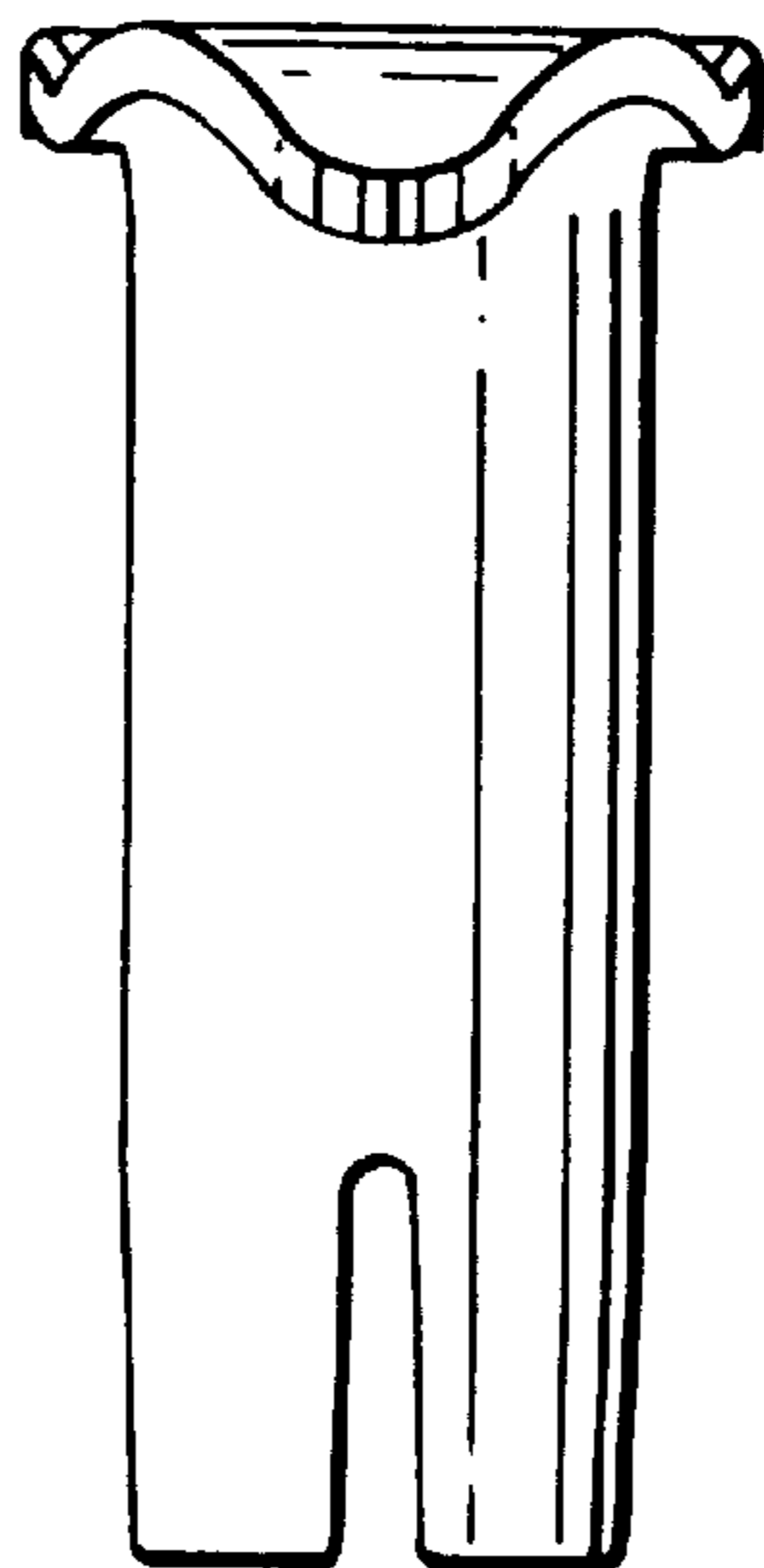


FIG. 5

