



US00D425196S

United States Patent [19]

Nixon et al.

[11] **Patent Number: Des. 425,196**

[45] **Date of Patent: ** May 16, 2000**

[54] **PANTY LINER FOR THONGS**

[76] Inventors: **Juanita L. Nixon**, 1015 Leaden Hall St., Alpharetta, Ga. 30022; **T'Erica G. Jinks**, 2120 Highview Rd., Atlanta, Ga. 30311

[**] Term: **14 Years**

[21] Appl. No.: **29/100,271**

[22] Filed: **Feb. 8, 1999**

Related U.S. Application Data

[62] Division of application No. 29/083,126, Jan. 22, 1998, Pat. No. Des. 411,006.

[51] **LOC (7) Cl.** **24-04**

[52] **U.S. Cl.** **D24/125**

[58] **Field of Search** D24/125, 124; 604/358, 384, 385.1, 386, 387, 380, 379, 390, 391

[56] References Cited

U.S. PATENT DOCUMENTS

D. 366,524 1/1996 Chung D24/125

D. 368,519	4/1996	Harrison et al.	D24/125
D. 392,736	3/1998	Erickson	D24/125
D. 394,503	5/1998	Perrini	D24/125
5,439,458	8/1995	Noel et al.	604/378
5,729,835	3/1998	Williams	604/385

Primary Examiner—Stella Reid
Attorney, Agent, or Firm—Troutman Sanders LLP; Kenneth Southall

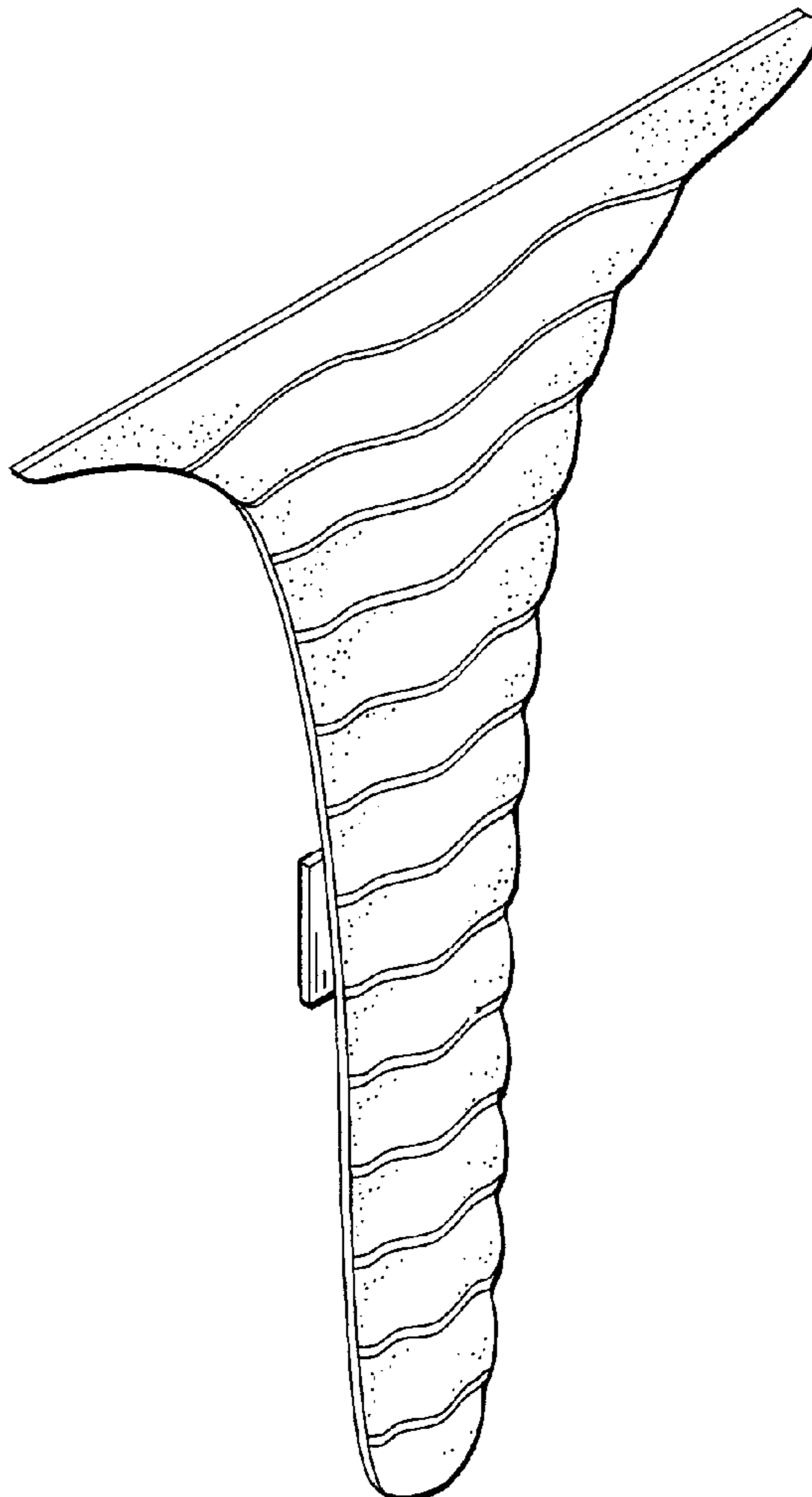
[57] CLAIM

The ornamental design for a panty liner for thongs, as shown.

DESCRIPTION

FIG. 1 is a perspective view of a panty liner for thongs showing our new design;
FIG. 2 is a front elevational view thereof;
FIG. 3 is a side elevational view thereof, the opposite side being identical thereto;
FIG. 4 is a back elevational view thereof;
FIG. 5 is a top plan view thereof; and,
FIG. 6 is a bottom plan view thereof.

1 Claim, 1 Drawing Sheet



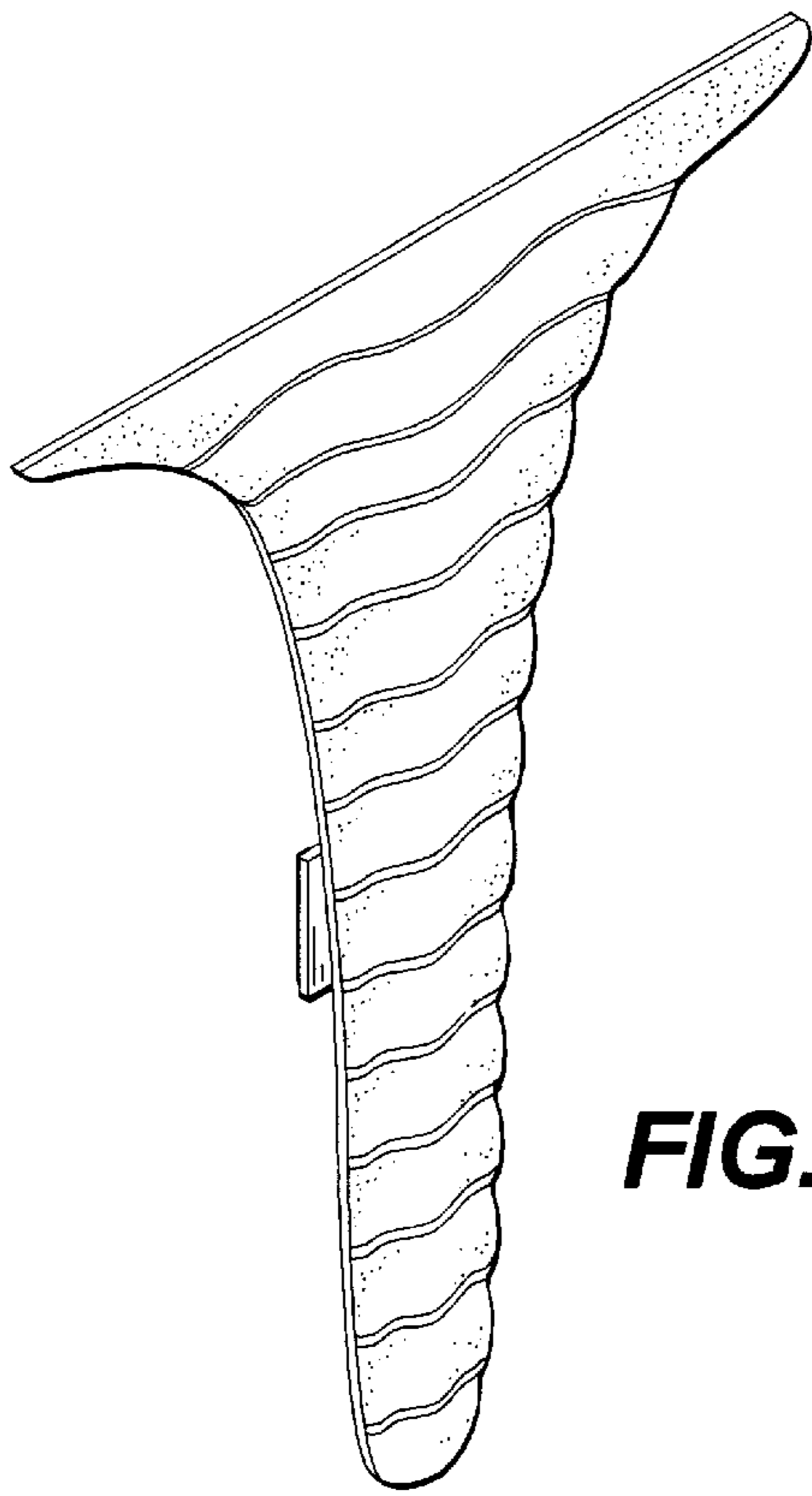


FIG. 1

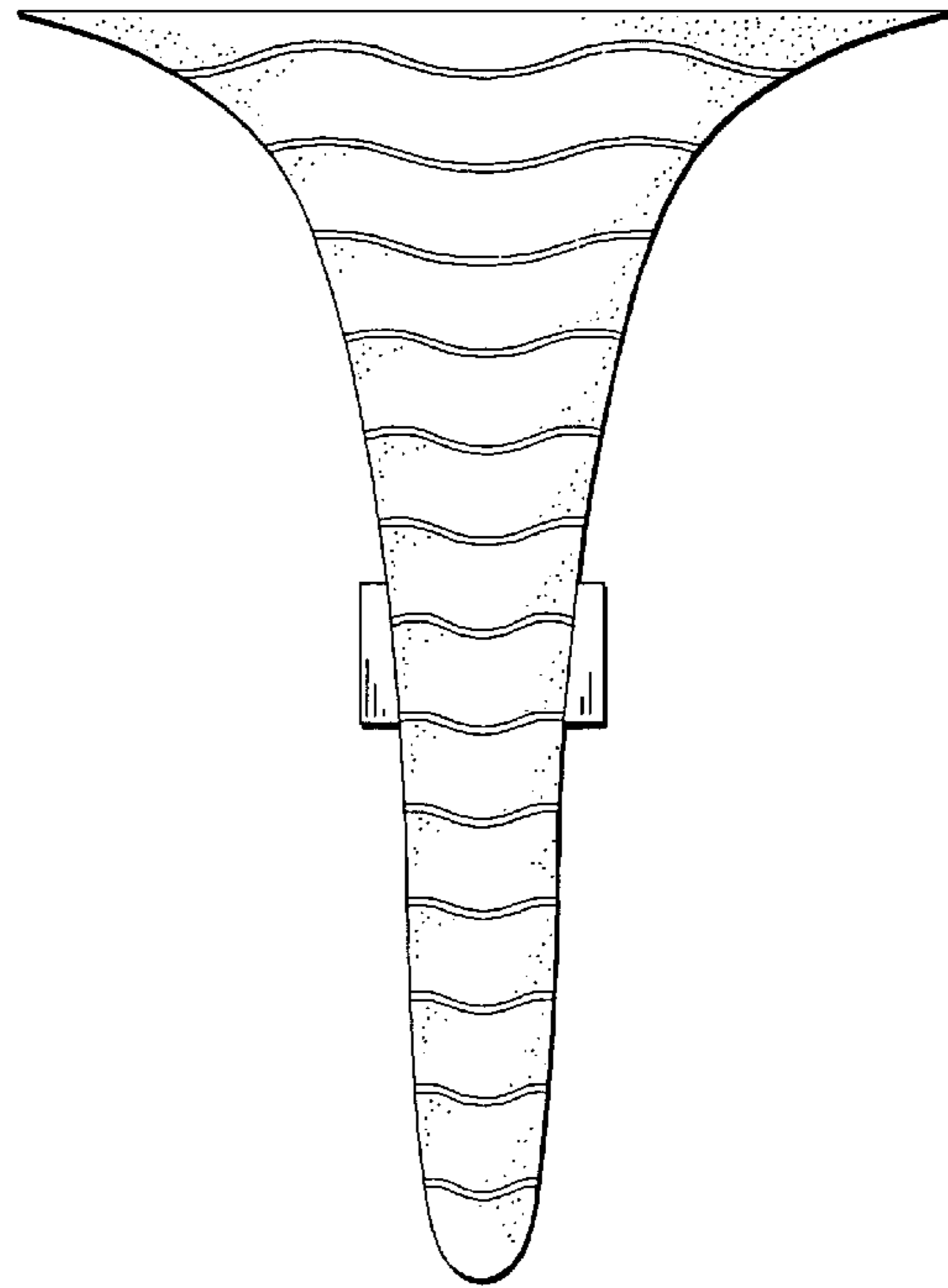


FIG. 2



FIG. 3

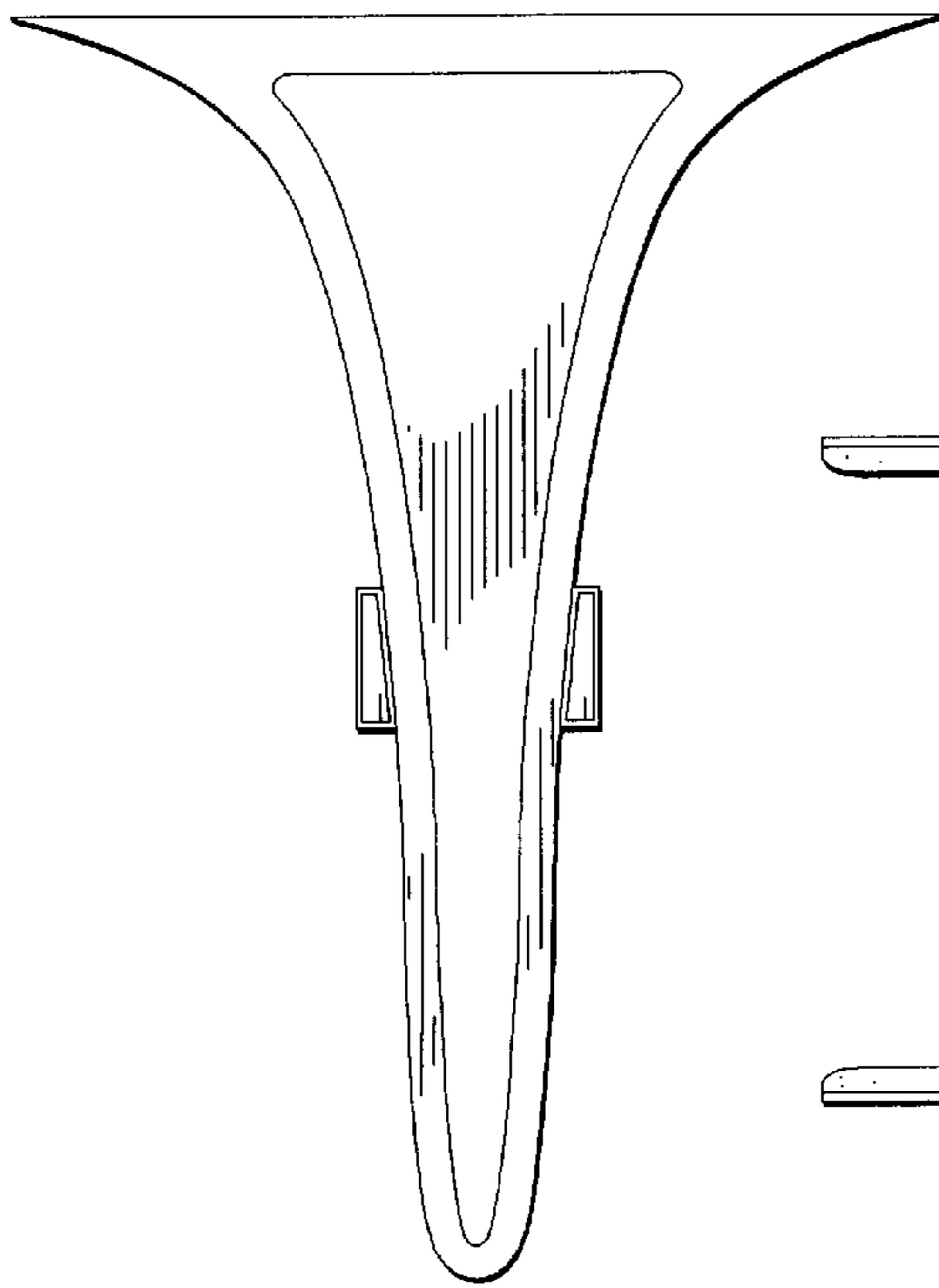


FIG. 4

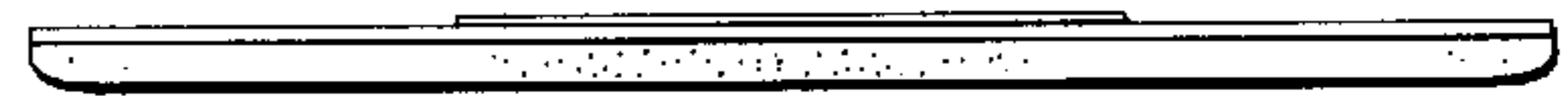


FIG. 5




FIG. 6