



US00D425181S

**United States Patent** [19]  
**Lewis**

[11] **Patent Number: Des. 425,181**  
[45] **Date of Patent: \*\* May 16, 2000**

[54] **SHOWER HANDLE AND ESCUTCHEON**

[75] Inventor: **Daniel James Lewis**, Ridgewood, N.J.

[73] Assignee: **American Standard Inc.**, Piscataway, N.J.

[\*\*] Term: **14 Years**

[21] Appl. No.: **29/103,491**

[22] Filed: **Apr. 15, 1999**

[51] **LOC (7) Cl.** ..... **23-01**

[52] **U.S. Cl.** ..... **D23/254**

[58] **Field of Search** ..... D23/238-243,  
D23/250-254; 4/675-678, 661; 16/110 R-121;  
D8/300-312

[56] **References Cited**

**U.S. PATENT DOCUMENTS**

- D. 169,434 4/1953 Gredell ..... D23/252
- D. 190,897 7/1961 Chapman ..... D23/252
- D. 199,426 10/1964 Armstrong ..... D23/252

- D. 209,804 1/1968 Landell ..... D23/252
- D. 258,835 4/1981 Saporito et al. .... D23/242
- D. 319,294 8/1991 Kohler, Jr. et al. .... D23/254
- D. 355,021 1/1995 Schott et al. .... D23/254
- D. 363,765 10/1995 Starck ..... D23/254
- D. 368,957 4/1996 Bavoso ..... D23/252
- D. 397,771 9/1998 Lobermeier ..... D23/254

*Primary Examiner*—Eric Watterson

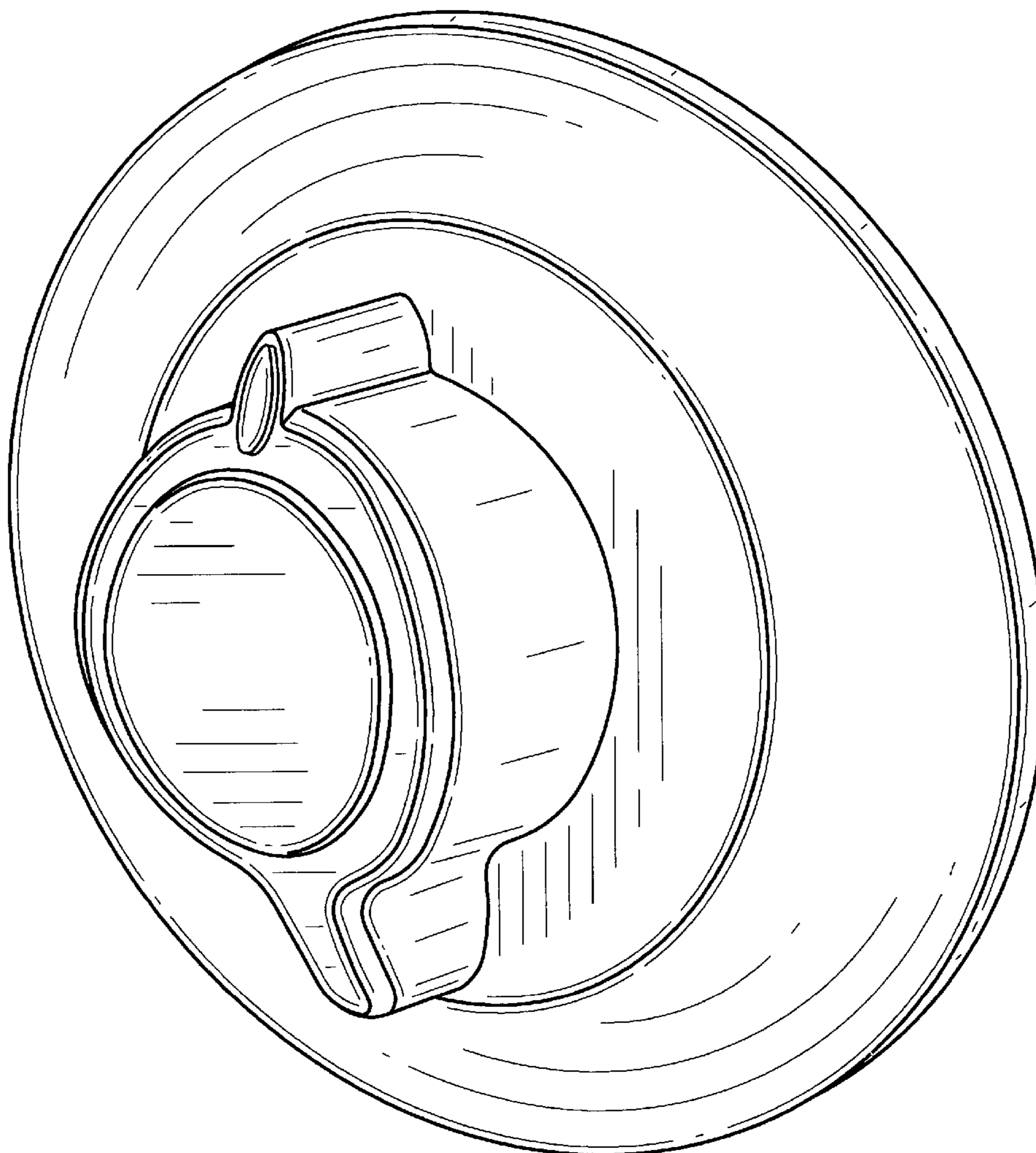
[57] **CLAIM**

The ornamental design for a shower handle and escutcheon, as shown and described.

**DESCRIPTION**

FIG. 1 is a perspective view of a shower handle and escutcheon showing my new design; FIG. 2 is a front view thereof; FIG. 3 is a top plan view thereof; FIG. 4 is a side elevational view, the opposite side being a mirror image thereof; and, FIG. 5 is a bottom plan view thereof.

**1 Claim, 5 Drawing Sheets**



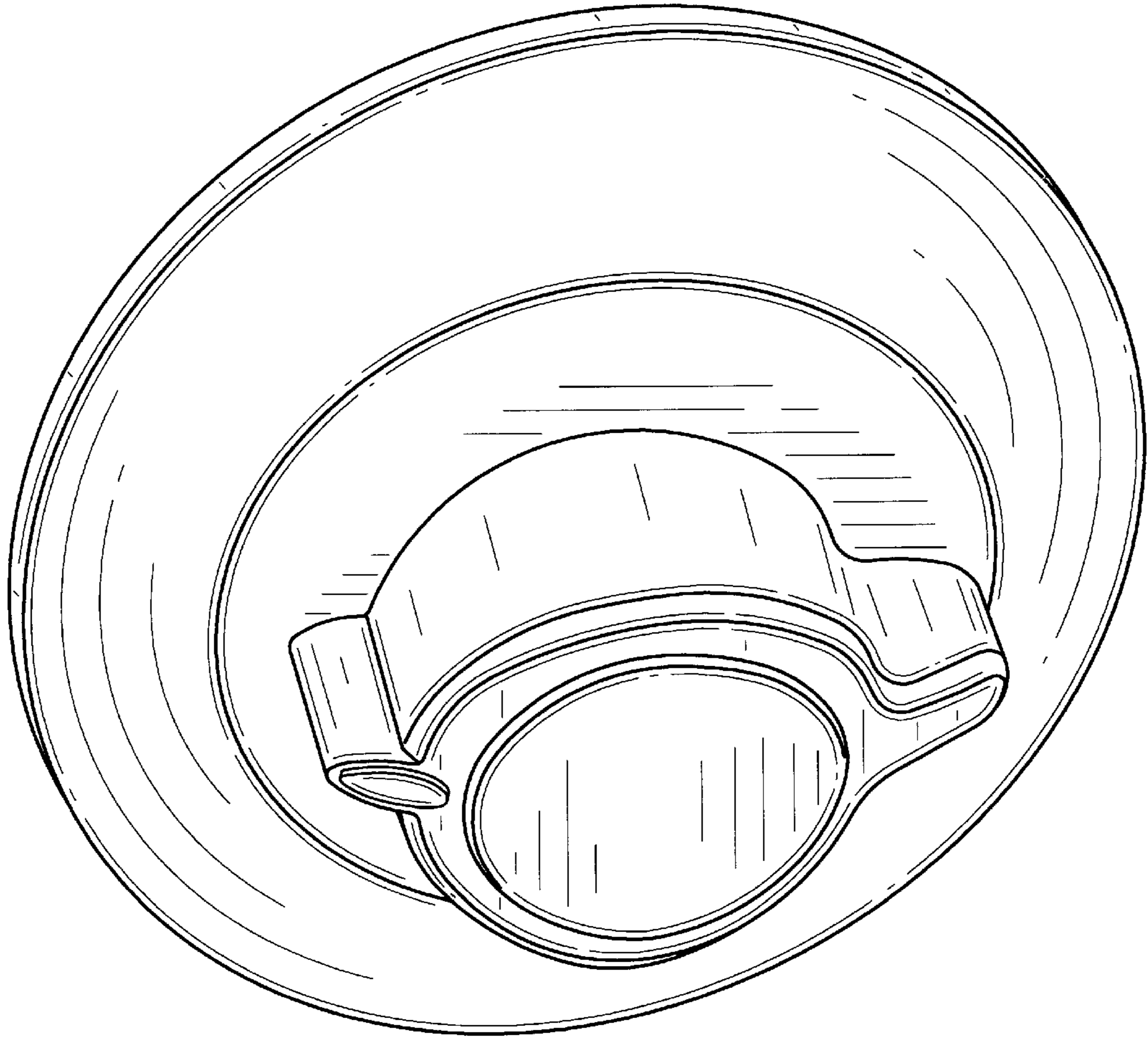


FIG-1

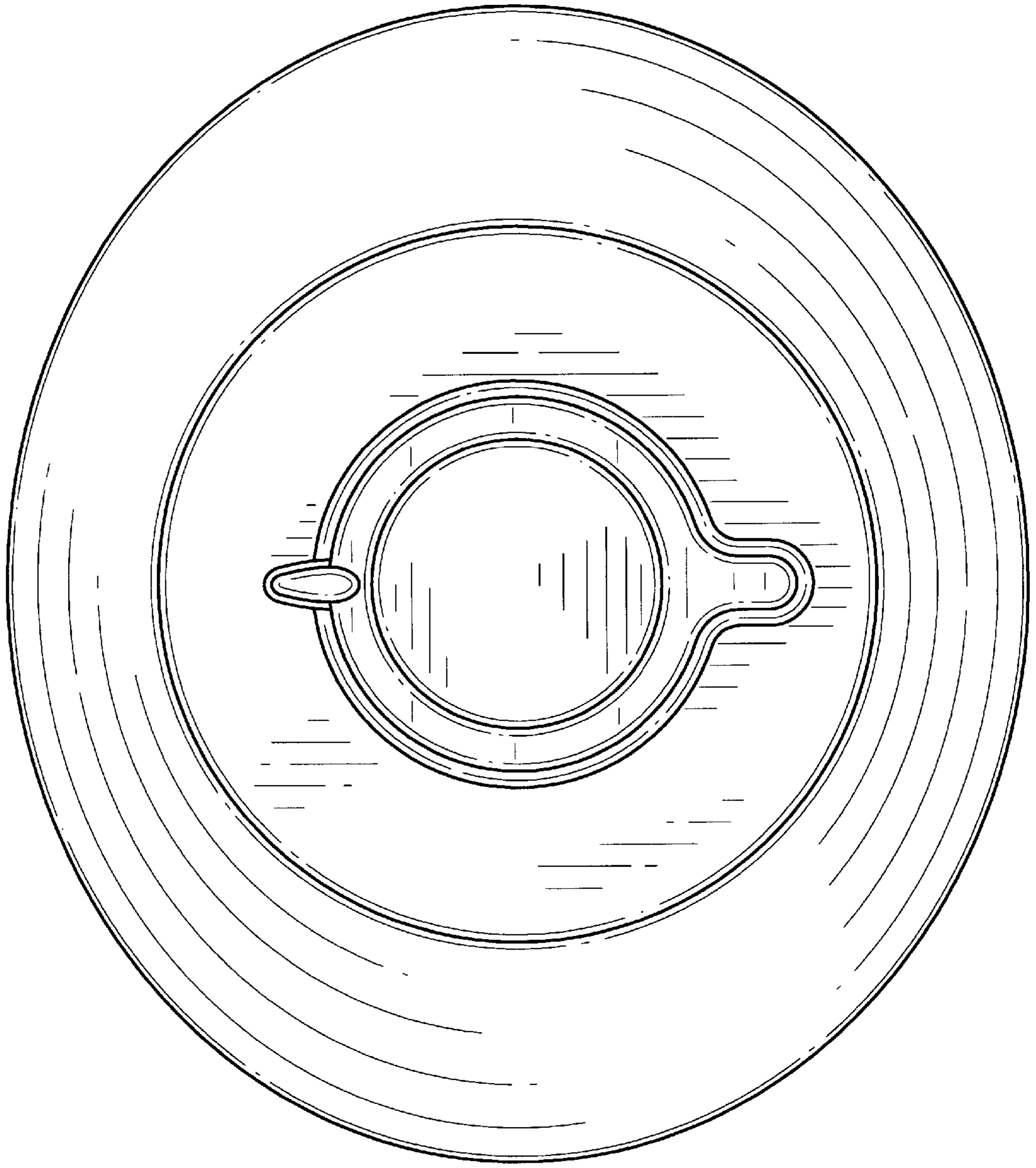


FIG-2




FIG-3

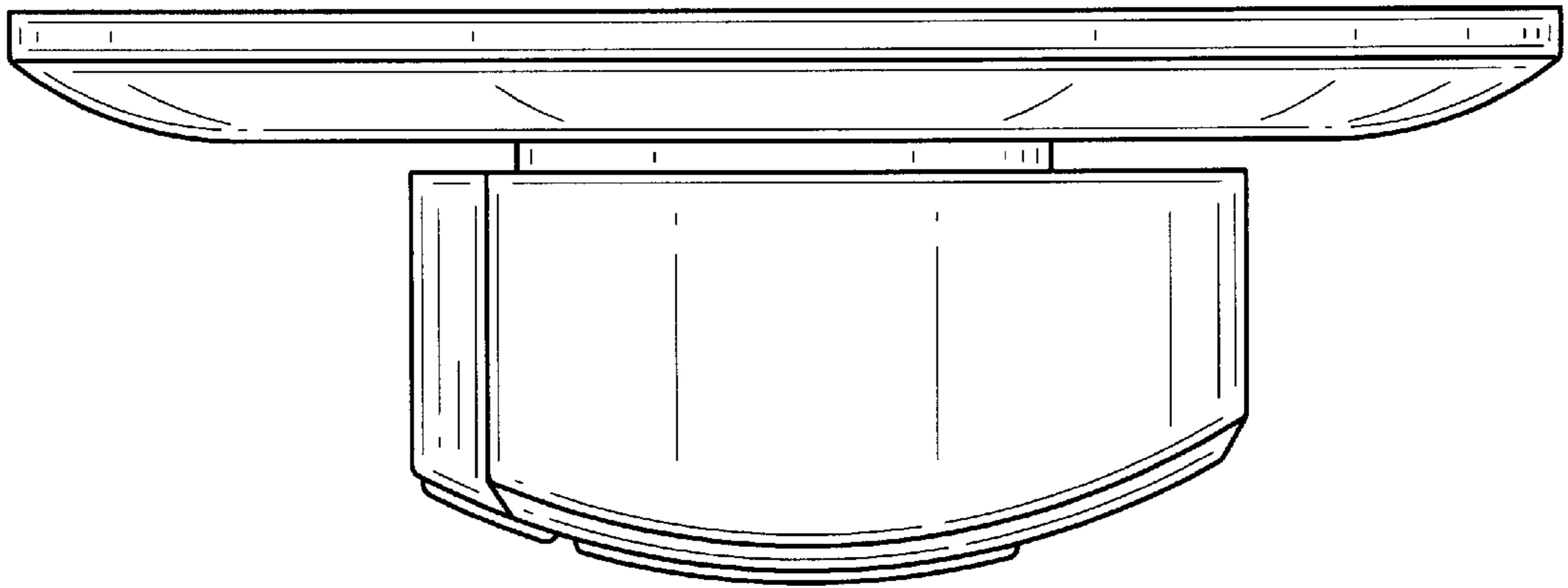


FIG-4

FIG-5

