



US00D425170S

**United States Patent** [19]  
**Ohmura**

[11] **Patent Number: Des. 425,170**

[45] **Date of Patent: \*\* May 16, 2000**

[54] **REEL SEAT FOR FISHING ROD**

[75] Inventor: **Ryuichi Ohmura**, Shizuoka, Japan

[73] Assignee: **Fuji Kogyo Co., Ltd.**, Shizuoka, Japan

[\*\*] Term: **14 Years**

[21] Appl. No.: **29/101,888**

[22] Filed: **Mar. 12, 1999**

[30] **Foreign Application Priority Data**

Nov. 20, 1998 [JP] Japan ..... 10-33550

[51] **LOC (7) Cl.** ..... **22-05**

[52] **U.S. Cl.** ..... **D22/142**

[58] **Field of Search** ..... D22/134, 137,  
D22/138, 139, 142; 43/22, 25, 23

D. 294,627 3/1988 Rumbaugh .  
 D. 316,738 5/1991 Oyama .  
 D. 317,345 6/1991 Oyama .  
 D. 329,909 9/1992 Oyama .  
 D. 336,326 6/1993 Chapman .  
 D. 349,942 8/1994 Oyama et al. .  
 D. 352,341 11/1994 Park .  
 D. 387,125 12/1997 Grems et al. .  
 D. 390,625 2/1998 Oyama et al. .  
 D. 391,621 3/1998 Oyama et al. .

*Primary Examiner*—Louis S. Zarfaz  
*Assistant Examiner*—Inga-Maria Hyttinen  
*Attorney, Agent, or Firm*—Oliff & Berridge, PLC

[57] **CLAIM**

The ornamental design for reel seat for fishing rod, as shown and described.

**DESCRIPTION**

FIG. 1 is a perspective view of a reel seat for fishing rod;  
 FIG. 2 is a left side view thereof;  
 FIG. 3 is a top view thereof;  
 FIG. 4 is a front view thereof, the rear view being a mirror image;  
 FIG. 5 is a right side view thereof; and,  
 FIG. 6 is a bottom view thereof.

**1 Claim, 2 Drawing Sheets**

[56] **References Cited**

**U.S. PATENT DOCUMENTS**

D. 283,720 5/1986 Benit .  
 D. 288,834 3/1987 Childre .  
 D. 289,193 4/1987 Childre .  
 D. 290,154 6/1987 Ohmura .  
 D. 290,155 6/1987 Ohmura .  
 D. 290,156 6/1987 Ohmura .  
 D. 294,625 3/1988 Rumbaugh et al. .

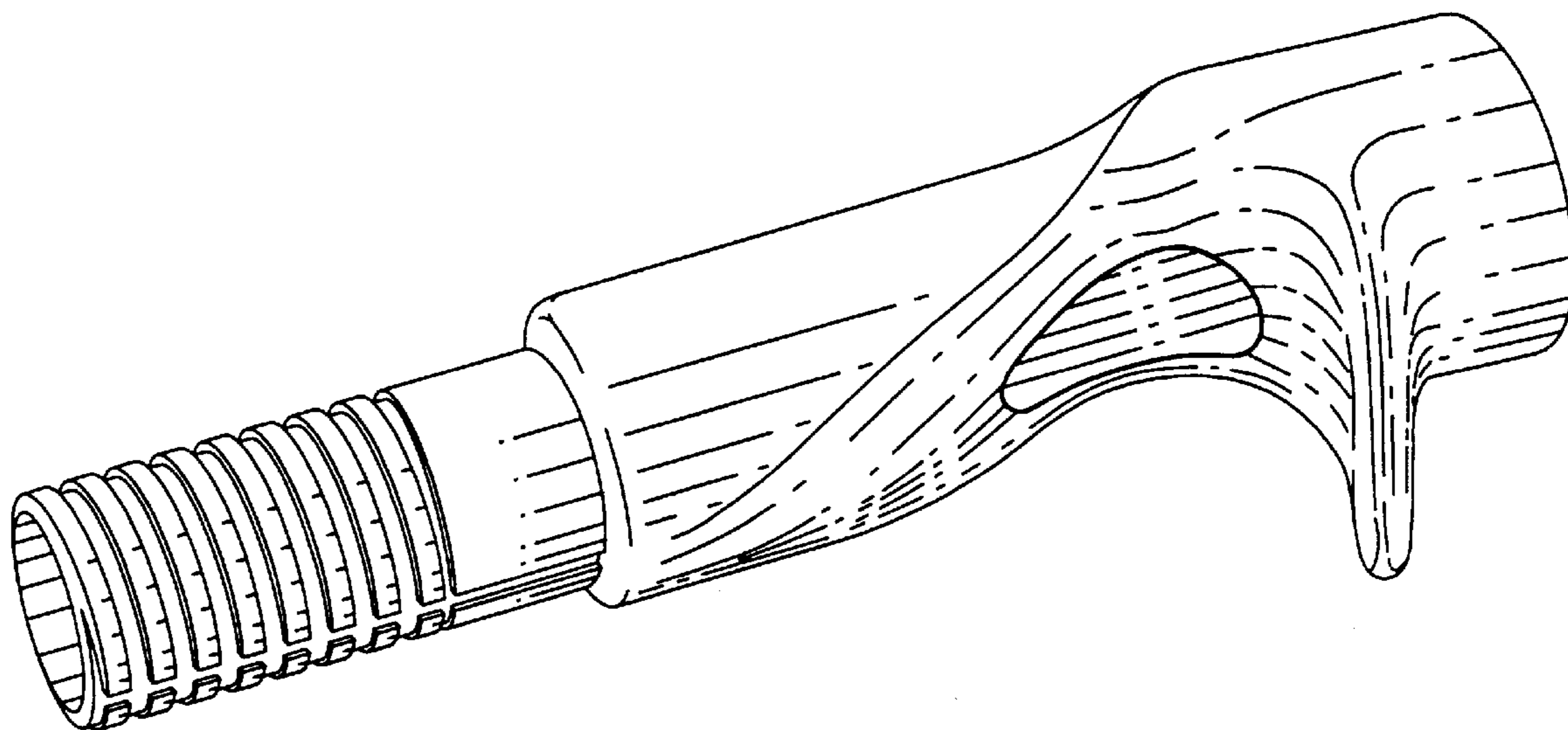
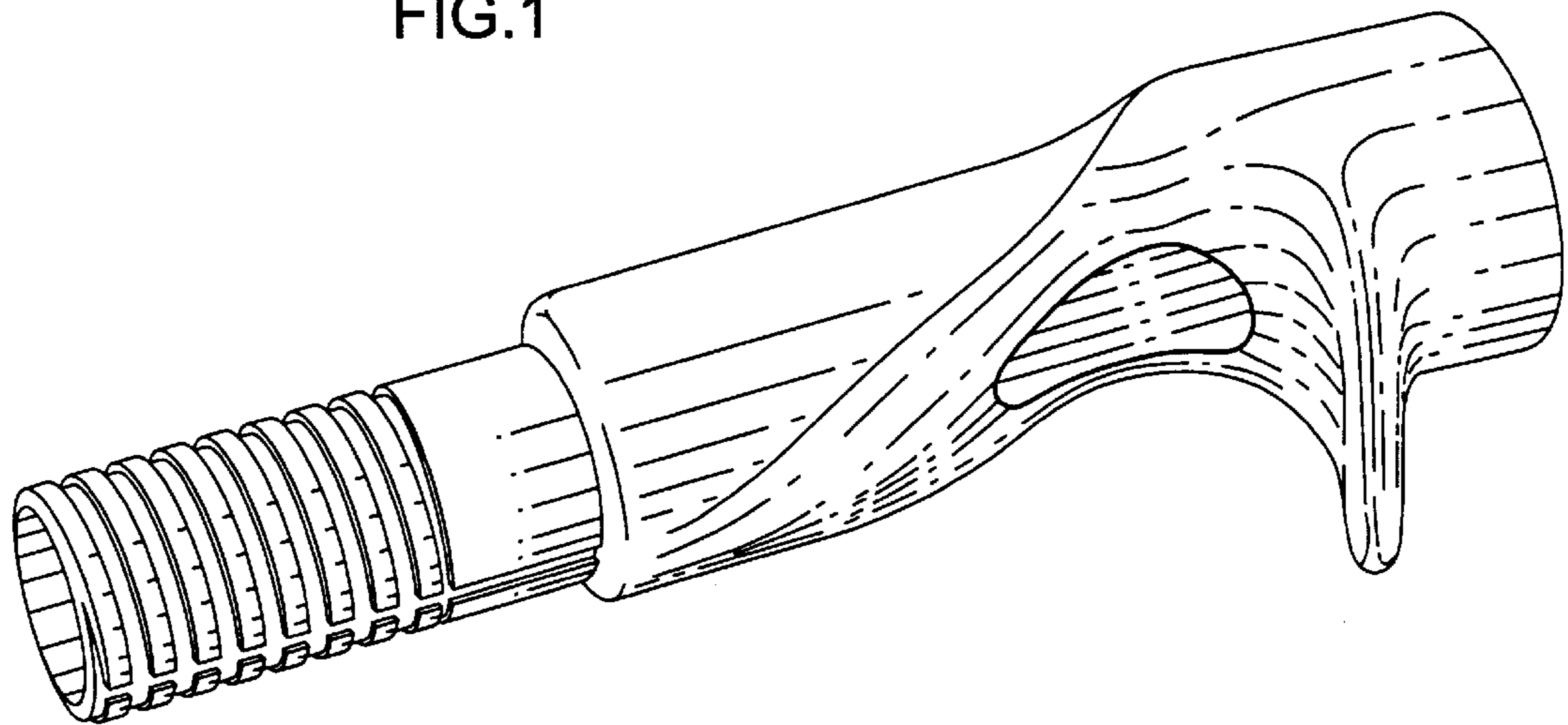


FIG.1



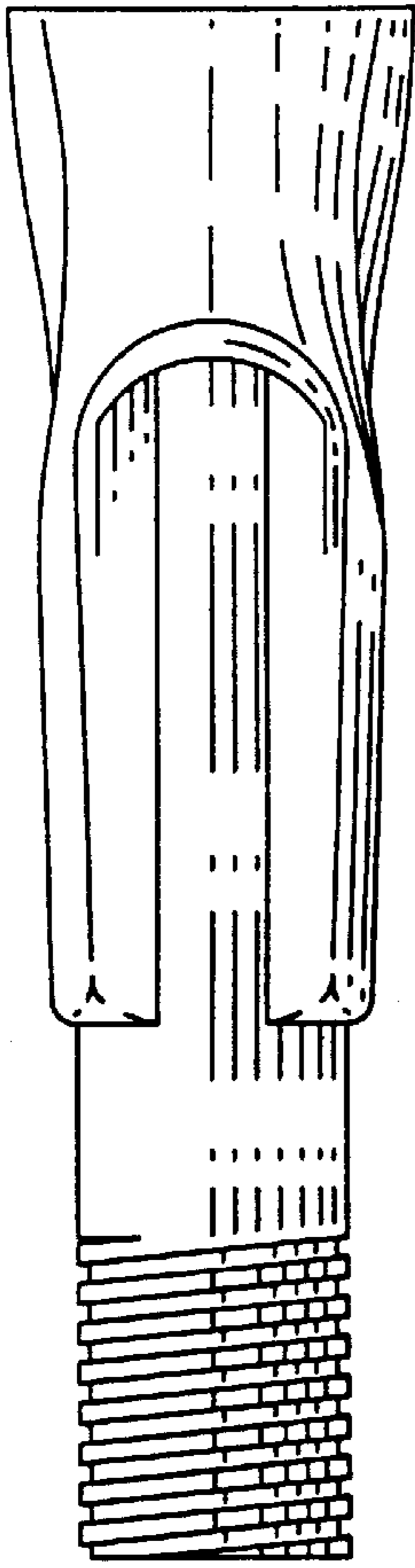


FIG. 3

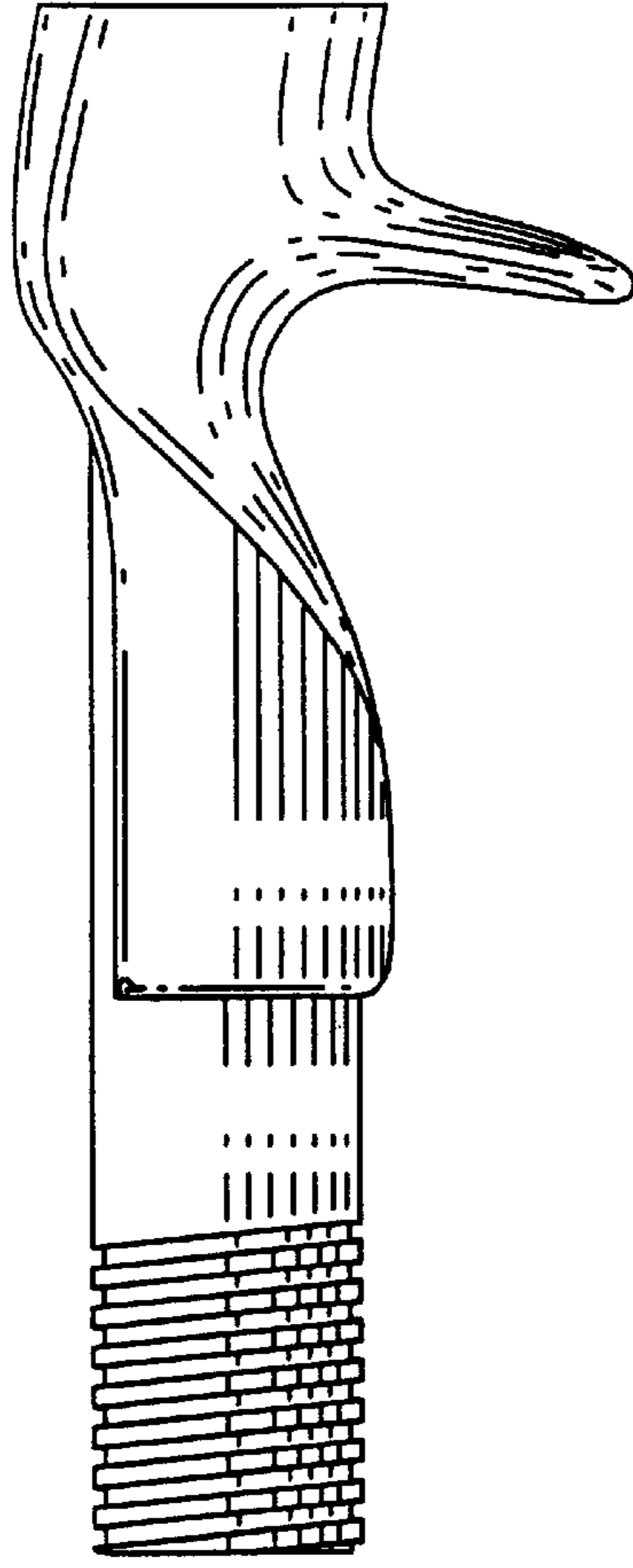


FIG. 4

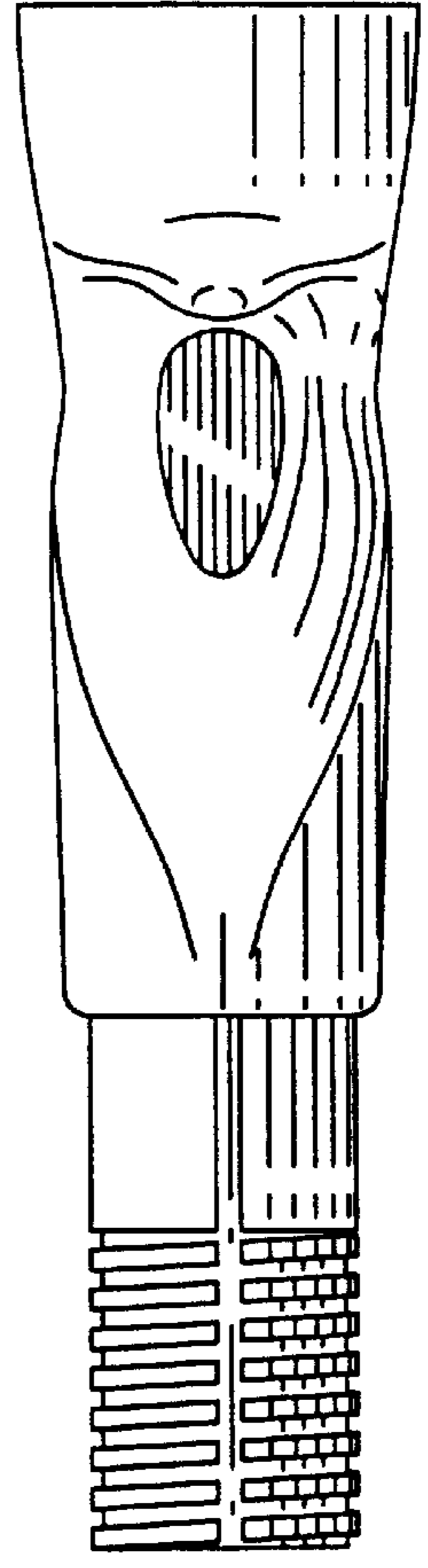


FIG. 6

FIG. 2

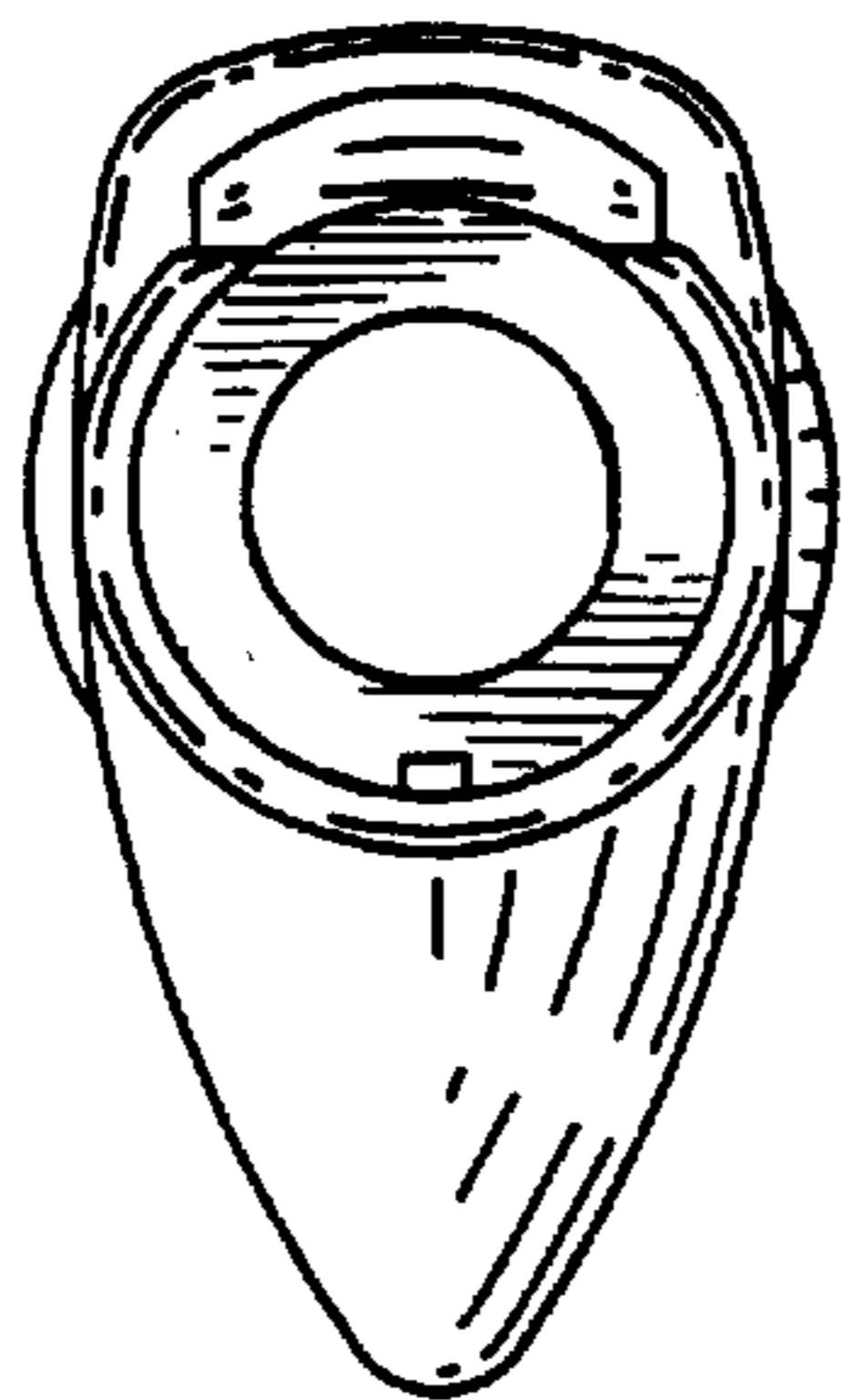


FIG. 5

