



US00D425154S

United States Patent [19]
Alessandri

[11] **Patent Number: Des. 425,154**

[45] **Date of Patent: ** May 16, 2000**

[54] **GYM MACHINE FRAME**

[75] Inventor: **Nerio Alessandri**, Longiano, Italy

[73] Assignee: **Technogym S.r.l.**, Gambettola, Italy

[**] Term: **14 Years**

[21] Appl. No.: **29/097,914**

[22] Filed: **Dec. 16, 1998**

[51] **LOC (7) Cl.** **21-02**

[52] **U.S. Cl.** **D21/694; D21/668; D21/669;**
D21/691

[58] **Field of Search** D21/662, 668,
D21/669, 670, 686, 691, 694; 482/51, 52,
54, 70, 71, 72

[56] **References Cited**

U.S. PATENT DOCUMENTS

- D. 263,490 3/1982 Hickman D21/670
- D. 280,002 8/1985 Smith D21/669
- D. 317,960 7/1991 Stearns et al. D21/669

- D. 355,227 2/1995 Summers et al. D21/669
- D. 358,436 5/1995 Piaget et al. D21/669
- D. 366,077 1/1996 Hung D21/669
- D. 369,843 5/1996 Wang et al. D21/669
- D. 387,402 12/1997 Coody et al. D21/669
- D. 412,953 8/1999 Armstrong D21/669

Primary Examiner—Philip S. Hyder
Attorney, Agent, or Firm—Pillsbury Madison & Sutro LLP

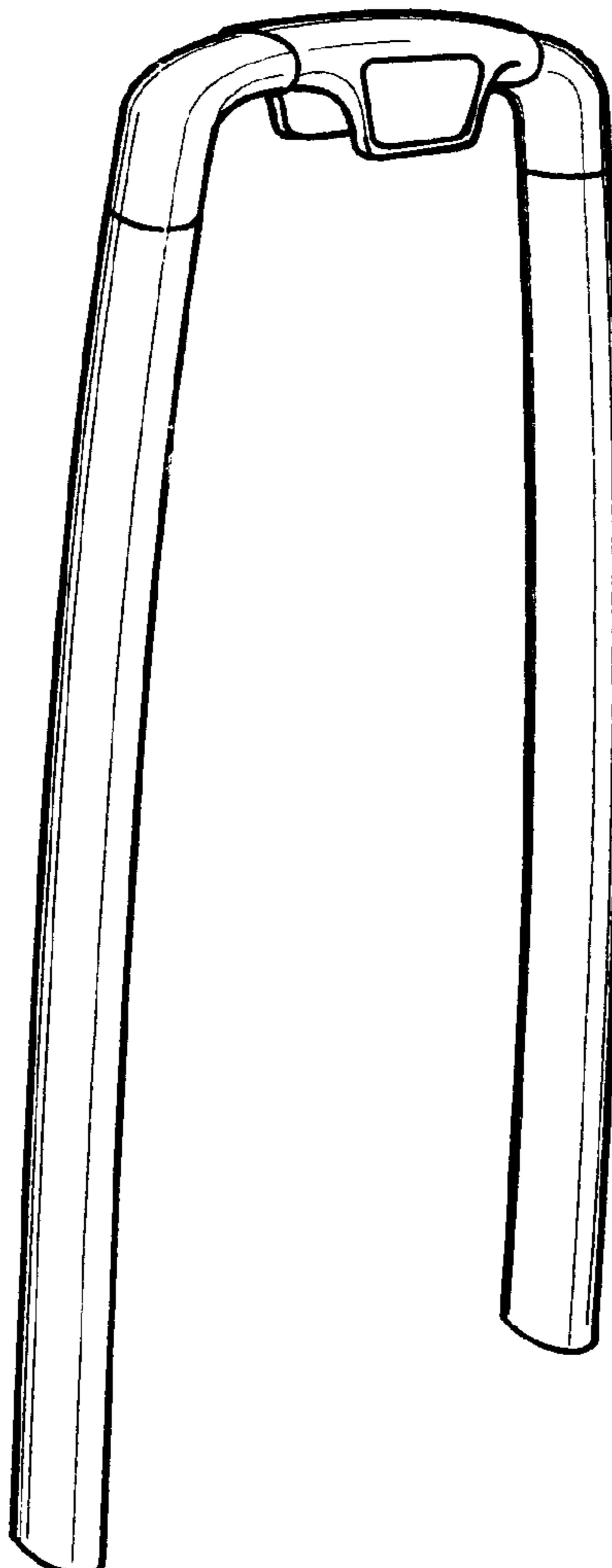
[57] **CLAIM**

The ornamental design for a gym machine frame, as shown and described.

DESCRIPTION

FIG. 1 is a frontal view of a gym machine frame, embodying my new design, the rear view being identical;
FIG. 2 is a left side elevational view thereof, the right side view being identical;
FIG. 3 is a bottom plan view thereof;
FIG. 4 is a top plan view thereof; and,
FIG. 5 is a perspective view thereof.

1 Claim, 1 Drawing Sheet






FIG. 3

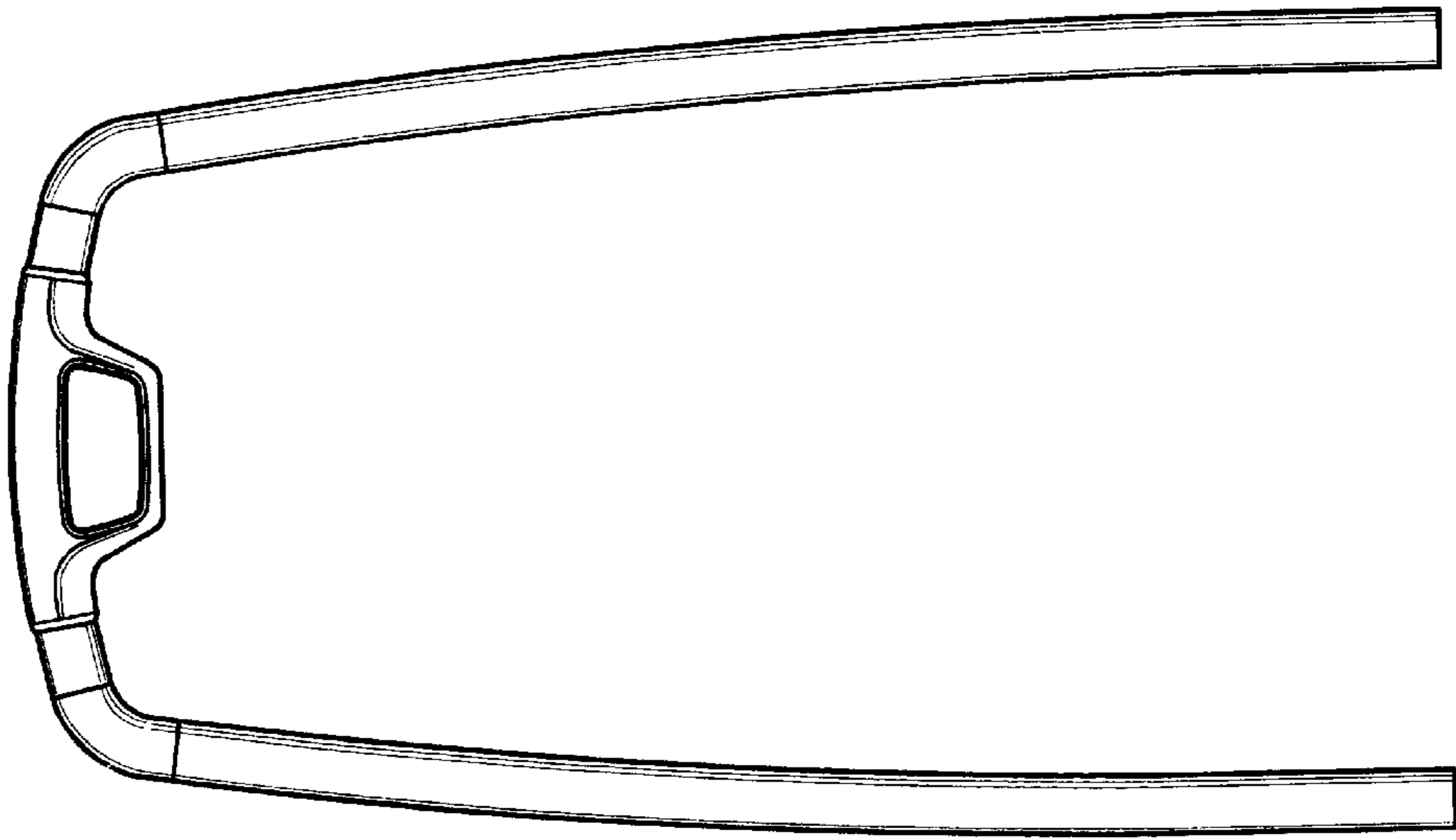


FIG. 1




FIG. 2




FIG. 5




FIG. 4